



INTERNATIONAL APPLICATION PUBLISHED UNDER THE PATENT COOPERATION TREATY (PCT)

<p>(51) International Patent Classification ⁶ : A61K 31/00, 31/17, 31/41, 31/435, 31/445, 31/415, 31/535</p>	<p>A2</p>	<p>(11) International Publication Number: WO 97/09973</p> <p>(43) International Publication Date: 20 March 1997 (20.03.97)</p>
<p>(21) International Application Number: PCT/US96/14727</p> <p>(22) International Filing Date: 12 September 1996 (12.09.96)</p> <p>(30) Priority Data: 528,510 12 September 1995 (12.09.95) US</p> <p>(71) Applicants (for all designated States except US): THE REGENTS OF THE UNIVERSITY OF CALIFORNIA [US/US]; 9500 Gilman Drive, La Jolla, CA 92093-0093 (US). ADOLOR CORPORATION [US/US]; 395 Phoenixville Pike, Malvern, PA 19355 (US).</p> <p>(71)(72) Applicants and Inventors: YAKSH, Tony, L. [US/US]; 4219 St. James Place, San Diego, CA 92103 (US). FARRAR, John, J. [US/US]; 1066 Bodine Road, Chester Springs, PA 19425 (US). MAYCOCK, Alan, L. [US/US]; 1908 Standiford Drive, Malvern, PA 19355 (US). LEWIS, Michael, E. [US/US]; 1007 Saber Road, West Chester, PA 19382 (US). DOW, Gordon, J. [US/US]; 4189 Chaparral Court, Santa Rosa, CA 95409 (US).</p> <p>(74) Agent: SEIDMAN, Stephanie, L.; Brown Martin Haller & McClain, 1660 Union Street, San Diego, CA 92101-2926 (US).</p>	<p>(81) Designated States: AL, AM, AT, AU, AZ, BA, BB, BG, BR, BY, CA, CH, CN, CU, CZ, DE, DK, EE, ES, FI, GB, GE, HU, IL, IS, JP, KE, KG, KP, KR, KZ, LC, LK, LR, LS, LT, LU, LV, MD, MG, MK, MN, MW, MX, NO, NZ, PL, PT, RO, RU, SD, SE, SG, SI, SK, TJ, TM, TR, TT, UA, UG, US, UZ, VN, ARIPO patent (KE, LS, MW, SD, SZ, UG), Eurasian patent (AM, AZ, BY, KG, KZ, MD, RU, TJ, TM), European patent (AT, BE, CH, DE, DK, ES, FI, FR, GB, GR, IE, IT, LU, MC, NL, PT, SE), OAPI patent (BF, BJ, CF, CG, CI, CM, GA, GN, ML, MR, NE, SN, TD, TG).</p> <p>Published <i>Without international search report and to be republished upon receipt of that report.</i></p>	
<p>(54) Title: PERIPHERALLY ACTIVE ANTI-HYPERALGESIC OPIATES</p>		
<p>(57) Abstract</p> <p>Compositions and methods using the compositions for treatment of peripheral hyperalgesia are provided. The compositions contain an anti-hyperalgesia effective amount of one or more compounds that directly or indirectly interact with peripheral opiate receptors, but that do not, upon topical or local administration, elicit substantial central nervous system effects. The anti-diarrheal compound 4-(<i>p</i>-chlorophenyl)-4-hydroxy-N-N-dimethyl-α,α-diphenyl-1-piperidinebutyramide hydrochloride is preferred for use in the compositions and methods.</p>		

FOR THE PURPOSES OF INFORMATION ONLY

Codes used to identify States party to the PCT on the front pages of pamphlets publishing international applications under the PCT.

AM	Armenia	GB	United Kingdom	MW	Malawi
AT	Austria	GE	Georgia	MX	Mexico
AU	Australia	GN	Guinea	NE	Niger
BB	Barbados	GR	Greece	NL	Netherlands
BE	Belgium	HU	Hungary	NO	Norway
BF	Burkina Faso	IE	Ireland	NZ	New Zealand
BG	Bulgaria	IT	Italy	PL	Poland
BJ	Benin	JP	Japan	PT	Portugal
BR	Brazil	KE	Kenya	RO	Romania
BY	Belarus	KG	Kyrgystan	RU	Russian Federation
CA	Canada	KP	Democratic People's Republic of Korea	SD	Sudan
CF	Central African Republic	KR	Republic of Korea	SE	Sweden
CG	Congo	KZ	Kazakhstan	SG	Singapore
CH	Switzerland	LI	Liechtenstein	SI	Slovenia
CI	Côte d'Ivoire	LK	Sri Lanka	SK	Slovakia
CM	Cameroon	LR	Liberia	SN	Senegal
CN	China	LT	Lithuania	SZ	Swaziland
CS	Czechoslovakia	LU	Luxembourg	TD	Chad
CZ	Czech Republic	LV	Latvia	TG	Togo
DE	Germany	MC	Monaco	TJ	Tajikistan
DK	Denmark	MD	Republic of Moldova	TT	Trinidad and Tobago
EE	Estonia	MG	Madagascar	UA	Ukraine
ES	Spain	ML	Mali	UG	Uganda
FI	Finland	MN	Mongolia	US	United States of America
FR	France	MR	Mauritania	UZ	Uzbekistan
GA	Gabon			VN	Viet Nam

- 1 -

**PERIPHERALLY ACTIVE ANTI-HYPERALGESIC OPIATES
RELATED APPLICATIONS**

For purposes of the U.S. national stage, this application is a continuation-in-part of U.S. application Serial No. 08/528,510, filed
5 September 12, 1996, to Tony Yaksh, entitled "**PERIPHERALLY ACTIVE ANTI-HYPERALGESIC OPIATES**". For international purposes, this application claims priority to the U.S. application Serial No. 08/528,510. The subject matter of U.S. application Serial No. 08/528,510 is herein incorporated in its entirety by reference.

10 All patents and publications referred to herein are, unless noted otherwise, incorporated by reference in their entirety.

FIELD OF THE INVENTION

The present invention relates to compositions and methods for treatment and/or prevention of hyperalgesic states. The compositions,
15 which are formulated for topical and local administration, contain anti-hyperalgesics that are substantially devoid of central nervous system effects, and, thus, have very little, if any, potential for abuse.

BACKGROUND OF THE INVENTION

Pain and analgesia

20 Pain has been defined in a variety of ways. For example, pain can be defined as the perception by a subject of noxious stimuli that produces a withdrawal reaction by the subject. The most commonly experienced form of pain may be defined as the effect of a stimulus on nerve endings, which results in the transmission of impulses to the
25 cerebrum. This somatic sensation and normal function of pain, referred to as nociception or nociceptive pain, informs the organism of impending tissue damage. Somatic and visceral free nerve endings, termed nociceptors, initially process such pain signals.

30 Despite numerous definitions, the brain pathways governing the perception of pain are not completely understood. Sensory afferent

- 2 -

synaptic connections to the spinal cord, so-called "nociceptive pathways", however, have been documented in some detail. The nociceptive pathway, which exists for protection of the organism (such as the pain experienced in response to a burn), is inactive. Activity is
5 initiated by the application of a high intensity, potentially damaging stimulus. This stimulus serves to depolarize certain classes of afferent (sensory) axons of the small unmyelinated category, designed C fibers.

The signal carried by the C fibers travels up the peripheral nerve and into the spinal cord where synapses are made on second order and
10 higher order neurons, which then transmit the pain signal up the spinal cord in the spinothalamic tract ending in the thalamus. Polysynaptic junctions in the dorsal horn of the spinal cord are involved in the relay and modulation of sensations of pain to various regions of the brain, including the periaqueductal grey region. The ventrolateral and ventromedial
15 thalamic nuclei project to the cortex where the pain is then processed with regard to localization and other integrative characteristics.

Opioid Analgesia

Analgesia, or the reduction of pain perception, can be effected directly by decreasing transmission along such nociceptive pathways.
20 Analgesic opiates are thought to act by mimicking the effects of endorphin or enkephalin peptide-containing neurons, which synapse presynaptically at the C-fiber terminal and which, when they fire, inhibit release of substance P from the C-fiber. Descending pathways from the brain are also inhibitory to C-fiber firing. Thus, CNS-mediated analgesia
25 leads to an overall inhibition of the pain transmission.

Agents that selectively block an animal's response to a strong stimulus without obtunding general behavior or motor function is referred to as an analgesic. Opiates, via interaction with specific receptors in the brain and spinal cord, are able to block the release of transmitters from
30 central terminals (Yaksh et al. (1988) In: Progress in Brain Research, Vol.

-3-

77, Chapter 28, Elsevier Science Pub., B.V. pp. 371-94]). They are thus able to increase the intensity of the peripheral stimulus necessary to produce a given pain state. Accordingly, these agents are referred to as analgesics.

5 Opiate receptors and opiate side effects

Central opiate receptors (in brain and spinal cord) appear to mediate the effects of systemically administered opiates. Three principal classes of opiate receptors have been identified: μ , κ and δ (Yaksh, T.L.: Eur. J. Anaesthesiol. 1:201-243, 1984). The use of selective agonists and
10 antagonists have demonstrated that these receptors also appear to mediate peripheral opioid effects. The central and peripheral actions activities of opiates are an important component of their therapeutic utility. It appears that after systemic delivery of opiates such as morphine, the primary effect may be mediated by both sites of action.

15 On the other hand, many of the principal drawbacks of systemic opiates are the results of their actions within the brain. These actions include sedation, depression of respiration, constipation, nausea and emesis, abuse liability and the development of addiction. These effects serve to limit the utility of opiates for controlling post injury pain.

20 Addiction liability can occur secondary to medical uses of the drug where the central effects lead to an addicted and dependent state.

Because constipation is among the actions of opiates, many agents selected for anti-diarrheal activity act via one or more of these opioid re-
25 ceptors. Also, because of the diverse actions mediated by opioid receptors, such agents also have undesirable central nervous system effects and abuse potential. Because of these diverse activities and the potential for abuse, anti-diarrheal opioid drug development has been directed towards identifying compounds in which the potentially beneficial activities are separated from the activities that lead to abuse and
30 dependence.

- 4 -

During the mid to late 1960's, several agents derived from classes of molecules known to have opioid activity were synthesized. These agents were shown to have naloxone reversible suppressant effects in smooth muscle bioassays and were able to readily displace opioid ligands in receptor binding assays. These results indicated that they act via direct or indirect action with opioid receptors. These compounds were designed to be selective anti-diarrheal opioid receptor (believed to be the μ receptor) agonists that are substantially free from analgesic and habit-forming activities (see, e.g., Shriver et al. (1987) "Loperamide" in Pharmacological and Biochemical Properties of Drug Substances, Vol. 3, Goldberg, M.E., ed. Am. Pharm. Assoc., Washington, D.C., p. 462).

Compounds, such as loperamide [4-(*p*-chlorophenyl)-4-hydroxy-N-N-dimethyl- α,α -diphenyl-1-piperidinebutyramide hydrochloride], and its analogs were among those synthesized. Loperamide was widely reported to be completely devoid of analgesic effects and CNS effects [see, e.g., Jaffe et al. (1980) Clin. Pharmacol. Ther. 80:812-819] even at relatively high dosages. Subsequent work has explored whether loperamide administered to mice intraperitoneally might provide analgesic effects [see, e.g., Takasuna et al. (1994) Behavioural Pharm. 5:189-195]. Specifically, Takasuna et al. report that suppression of acetic acid-induced writhing was observed when loperamide was administered. The authors note, however, that the writhing response depends on sensorimotor integration, and that drugs may suppress writhing by impairing the subject's motoric ability to respond without affecting the sensory events consequent to the administration of a chemical irritant (see, Takasuna et al. (1994) Behavioural Pharm. 5:189-195). The authors state that it remains to be determined whether or not loperamide has any analgesic properties.

- 5 -

In contrast to conventional opiates, however, loperamide and analogs thereof and other such agents exhibit little or no analgesic effects as measured in acute pain models, such as the tail clip and hot plate tail withdrawal tests, when given systemically [see, e.g., Stahl et al. (1977) Eur. J. Pharmacology 46:199-205; Shriver et al. (1981) "Loperamide" in Pharmacological & Biochemical Properties of Drug substances Vol. 3, Goldenberg, Ed., American Pharmaceutical Assn. Press, pp. 461-476; see, also U.S. Patent No. 3,714,159 and U.S. Patent No. 3,884,916]. This absence of CNS effects, including analgesic effects, is believed to be related to the failure of such compounds to effectively cross the blood brain barrier. This failure is in part due to the extremely high lipid partition coefficient of the compounds. The high partition coefficient results in sequestration of the compound in the lipid membrane. This local absorption is thought to contribute to its failure to cross the blood brain barrier. In support of this conclusion, antinociceptive analgesic action has been observed after direct delivery into the brain [Stahl et al. (1977) Eur. J. Pharmacology 46:199-205].

Peripheral injury and hyperalgesia.

Changes in the milieu of the peripheral sensory terminal occur secondary to local tissue damage. Mild damage [such as abrasions or burns] and inflammation in the cutaneous receptive fields or joints will produce significant increases in the excitability of polymodal nociceptors [C fibers] and high threshold mechanoreceptors [Handwerker et al. (1991) Proceeding of the VIth World Congress on Pain, Bond et al., eds., Elsevier Science Publishers BV, pp. 59-70; Schaible et al. (1993) Pain 55:5-54]. This increased excitability leads to increased spontaneous activity [in otherwise silent sensory afferents] and an exaggerated response to otherwise minimal stimuli.

These events have several consequences. First, the magnitude of the pain state in humans and animals is proportional to the discharge

-6-

rate in such sensory afferent [Raja et al. (1988) Anesthesiology 68:571-590]. The facilitated response secondary to the local peripheral injury may lead to an exaggerated pain state simply because of the increased afferent activity. Secondly, spontaneous activity in small sensory afferent

5 causes central neurons in the spinal cord to develop an exaggerated response to subsequent input [Woolf et al. (1991) Pain 44:293-299; Neugebauer et al. (1993) J. Neurosci. 70:1365-1377]. Both of these events, secondary to the increased spontaneous activity and reactivity in small sensory afferents generated by the peripheral

10 injury leads to a behavioral state referred to as hyperalgesia (Yaksh (1993) Current Opinion in Neurology and Neurosurgery 6:250-256).

Thus, in the instance where the pain response is the result of an exaggerated response to a given stimulus, the organism is hyperalgesic.

15 The importance of the hyperalgesic state in the post injury pain state has been repeatedly demonstrated and this facilitated processing appears to account for a major proportion of the post-injury/inflammatory pain state [see, e.g., Woold et al. (1993) Anesthesia and Analgesia 77:362-79; Dubner et al. (1994) In, Textbook of Pain, Melzack et al., eds.,

20 Churchill-Livingstone, London, pp. 225-242].

Certain drug actions may serve to normalize the sensitivity of the organism. Experimental investigations have shown that opiates with an action in the vicinity of the peripheral terminal in injured or inflamed tissue will normalize the activity in afferent innervating inflamed skin

25 [Russell et al. (1987) Neurosci. Lett 76:107-112; Andreev et al. (1994) Neurosci. 58:793-798] and normalize the hyperalgesic threshold [Stein (1988) Eur. J. Pharmac. 155:255-264 Stein (1993) Anesth. Analg. 76:182-191]. Opiates, such as morphine, however, when peripherally applied, may have a short duration of action and would, if applied at

30 sufficient levels, have effects upon consciousness and respiration. The

- 7 -

possible systemic effects, CNS effects and abuse potential render conventional opioids unsuitable for local application and unsuitable as peripheral anti-hyperalgesics. Thus, there is a need for effective anti-hyperalgesics that directly block peripheral sensitization, but that do not
5 have concomitant central nervous system [CNS] effects, including the potential for abuse.

Therefore, it is an object herein to provide anti-hyperalgesics for local and topical application that have minimal or no CNS effects.

SUMMARY OF THE INVENTION

10 Methods for treatment and/or prevention of peripheral local inflammatory states, including, but not limited to, inflammation following local infection, blister, boils, or acute skin injuries, such as abrasions, burns, such as thermal, radiation, sunburn and chemical burns, windburn, frostbite, superficial cuts, surgical incisions, contusions, irritations,
15 inflammatory skin conditions, including but not limited to poison ivy, and allergic rashes and dermatitis, insect stings and bites, joint inflammation, post-surgical hyperalgesic conditions and any condition that yields a hyperalgesic pain state are provided. Such conditions and indications, include, but are not limited to: a) skin conditions;; b) oral, laryngal and
20 bronchial conditions and indications; c) ophthalmic indications and conditions; d) post surgical conditions and indications; e) recto-anal inflammations; and f) inflammations associated with infectious agents.

These methods involve topical or local administration of compositions that contain one or more compounds that exert anti-
25 hyperalgesic activity via peripheral opiate receptors, but that do not exhibit CNS, CNS-mediated analgesic or systemic effects [particularly CNS effects] at dosages at which they are topically or locally applied. The intended locus of application includes, but is not limited to, any body surface or part that is amenable to local or topical treatment. Such body

-8-

parts include, but are not limited to: the skin, joints, eyes, lips and mucosal membranes.

The methods use compositions containing opioid anti-diarrheal compounds or other opiate receptor agonist compounds that do not, upon
5 topical or local administration, evoke CNS effects, as defined herein, particularly at the peripheral anti-hyperalgesic dosage. The compositions that contain the opioid anti-diarrheal compounds or other opiate receptor compounds are also provided.

Typically the compounds intended for use in the compositions and
10 methods herein possess peripheral anti-hyperalgesic and substantially no CNS activities, as defined herein, because, without being bound by any theory, they do not effectively cross the blood brain barrier. The failure to cross the blood brain barrier precludes the occurrence of the CNS systemic effects, so that there is limited potential for abuse. Other
15 opioids, such as morphine, that readily cross the blood brain barrier could be effective as anti-hyperalgesics, but their permeability through the blood brain barrier results in abuse liability. Their scheduling by the Drug Enforcement Agency limits their applicability.

In contrast, the compositions provided herein, contain opioids that
20 do not, upon topical or local administration, substantially cross the blood brain barrier as assessed by assays described herein. The compounds intended for use in the methods and compositions provided herein include any compound that by virtue of its interaction, either directly or indirectly, with peripheral opioid receptors ameliorates the peripheral hyperalgesic
25 state, but does not exhibit systemic CNS-mediated analgesic activity [i.e., analgesic activity by virtue of interaction with CNS opioid receptors] or CNS side-effects, including heaviness of the limbs, flush or pale complexion, clogged nasal and sinus passages, dizziness, depression, respiratory depression, sedation and constipation. These compounds
30 include anti-diarrheals that act as anti-diarrheals via interaction with μ , δ

- 9 -

or κ receptors, especially μ and δ receptors, and opiate agonists, such as metkephamide and related enkephalin analogs. Examples of such compounds include, but are not limited to:

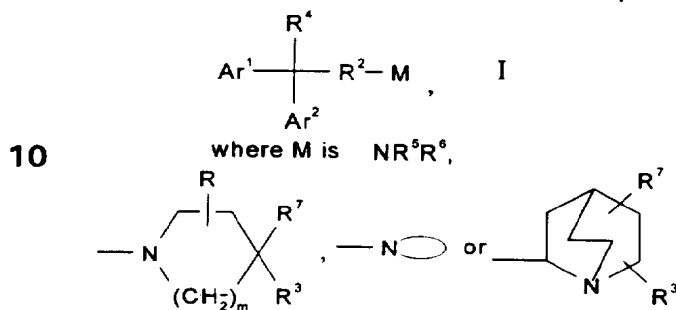
- (i) loperamide [4-(*p*-chlorophenyl)-4-hydroxy-N-N-dimethyl- α,α -
5 diphenyl-1-piperidinebutyramide hydrochloride]], loperamide analogs and related compounds as defined herein [see, Formula (I); see, also, U.S. Patent No. 3,884,916 and U.S. Patent No. 3,714,159; see, also U.S. Patent No. 4,194,045, U.S. Patent No. 4,116,963, U.S. Patent No. 4,072,686, U.S. Patent No. 4,069,223, U.S. Patent No. 4,066,654,], N-
10 oxides of loperamide and analogs, metabolites and prodrugs thereof and related compounds as defined herein [see, also, U.S. Patent No. 4,824,853], and related compounds, such as (a), (b) and (c) as follows:
- (a) 4-(aroylamino)piperidine-butanamide derivatives and N-oxides thereof as defined herein [see, also U.S. Patent No. 4,990,521];
- 15 (b) 5-(1,1-diphenyl-3-(5- or 6-hydroxy-2-azabicyclo-(2.2.2)oct-2-yl)propyl)-2-alkyl-1,3,4-oxadiazoles, 5-(1,1-diphenyl-4-(cyclic amino)but-2-trans-en-1-yl)-2-alkyl-1,3,4-oxadiazoles, 2-[5-(cyclic amino)-ethyl-10,11-dihydro-5H-dibenzo[a,d]-cyclohepten-5-yl]-5-alkyl-1,3,4-oxadiazoles] and related compounds [see, U.S. Patent No. 4,013,668, U.S.
20 Patent No. 3,996,214 and U.S. Patent No. 4,012,393];
- (c) 2-substituted-1-azabicyclo[2,2,2]octanes [see, U.S. Patent No. 4,125,531];
- (ii) 3-hydroxy-7-oxomorphinans and 3-hydroxy-7-oxoisomorphinans [see, e.g., U.S. Patent No. 4,277,605] including, but not limited to: 3-
25 hydroxy-7-oxomorphinan and 3-hydroxy-7-oxoisomorphinans including d,l-3-hydroxy-7-oxo-N-methylmorphinan, l-3-hydroxy-7-oxo-N-methylmorphinan, d,l-3-hydroxy-7-oxomorphinan, l-3-hydroxy-7-oxomorphinan, d,l-3-hydroxy-7-oxo-N-methylisomorphinan, l-3-hydroxy-7-oxo-N-methylisomorphinan, d,l-3-hydroxy-7-oxoisomorphinan and l-3-hydroxy-7-
30 oxoisomorphinan;

- 10 -

- (iii) amidinoureas as provided herein [see, also U.S. Patent No. 4,326,075, U.S. Patent No. 4,326,074, U.S. Patent No. 4,203,920, U.S. Patent No. 4,060,635, U.S. Patent No. 4,115,564, U.S. Patent No. 4,025,652] and 2-[(aminophenyl and amidophenyl)amino]-1-azacyclo-
- 5 alkanes [see, U.S. Patent No. 4,533,739];
- (iv) metkephamid [H-L-Tyr-D-Ala-Gly-L-Phe-N(Me)Met-NH₂; see, e.g., U.S. Patent No. 4,430,327; Burkhardt *et al.* (1982) Peptides 3:869-871; Frederickson *et al.* (1991) Science 211:603-605] and other synthetic opioid peptides, such as H-Tyr-D-Nva-Phe-Orn-NH₂, H-Tyr-D-Nle-
- 10 Phe-Orn-NH₂, H-Tyr-D-Arg-Phe-A₂bu-NH₂, H-Tyr-D-Arg-Phe-Lys-NH₂, and H-Lys-Tyr-D-Arg-Phe-Lys-NH₂ [see, U.S. Patent No. 5,312,899; see, also Gesellchen *et al.* (1981) Pept.: Synth., Struct., Funct., Proc. Am. Pept. Symp., 7th.; Rich *et al.* (Eds), Pierce Chem. Co., Rockford, Ill, pp. 621-62] that do not cross the blood brain barrier;
- 15 (v) propanamines as defined in U.S. Patent No. 5,236,947; and
- (vi) other opioid compounds that may agonize peripheral μ or κ receptors, especially μ receptors, but that, upon topical or local administration, do not cross the blood brain barrier and do not exhibit substantial CNS effects as defined herein.
- 20 The methods will employ compounds, such as those listed above, and further include compounds, such as: (viii) certain phenylacetamide derivatives [see, U.S. Patent No. 5,242,944], including, but not limited to N-[(3,4-dimethylphenyl)propyl]-4-(2-aminoethoxy)-3-methoxy-
- 25 phenylacetamide, N-[(3,4-dimethylphenyl)propyl]-4-(2-aminoethoxy)-3-hydroxy-phenylacetamide, N-[(3,4-dimethylphenyl)propyl]-4-(2-aminoethoxy)-3-aminophenylacetamide, N-[(3-methylphenyl)propyl]-4-(2-aminoethoxy)-3-methoxy-phenylacetamide, N-[(3-methylphenyl)propyl]-4-(2-aminoethoxy)-3-hydroxy-phenylacetamide and N-[(3-dimethylphenyl)propyl]-4-(2-aminoethoxy)-3-amino phenylacetamide.

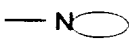
- 11 -

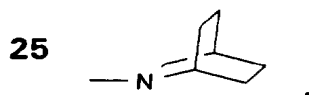
Preferred compounds for use in the compositions and methods herein are the loperamide analogs and N-oxides, preferably an N-oxide of a piperidine-nitrogen, thereof or other pharmaceutically acceptable derivatives thereof and related compounds [see (i), above]. These
 5 preferred compounds include compounds of formula (I):



in which:

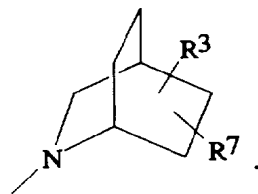
m is an integer from 0 to 3, preferably 1 to 3, more preferably 1 or
 2, and most preferably 2;

20  is an azabicycloalkyl containing from 6 to 9 carbon atoms with at least 5 atoms in each ring, which ring is preferably pyrrolidino, piperidino, or hexamethylenimino, where the tertiary amine is:

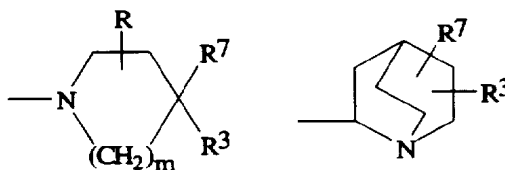


and is unsubstituted or substituted with OR^{18} in which R^{18} is hydrogen or lower alkanoyl containing 2 to 7, preferably 2 or 3, carbon atoms, and
 30 OR^{18} is preferably attached at the 5 position in 5-membered rings or the 5 or 6 position in 6-membered rings and is attached in the endo or exo configuration, where R^3 , R^7 , R^5 and R^6 are as defined below. The tertiary amine is preferably:

- 12 -

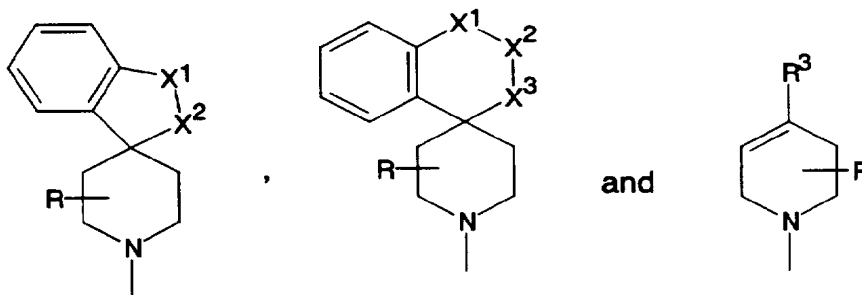


M is more preferably selected from among:



5

-NR⁵R⁶,



where m is an integer from 1 to 3, preferably 1 or 2, more preferably 2; and

10 X¹, X² and X³ are -C(R²⁴)(R²⁵)-, -C(R²⁴)=C(R²⁵)-, -C(R²⁴)=N-, -N=C(R²⁴)-, -C(=O)-, -O-, -S- or -N(R²⁴)-, with the proviso that only one of X¹, X² and X³ may be O, S or NR²⁴; and

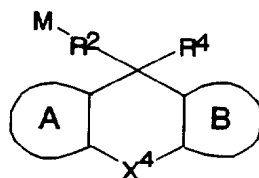
R²⁴ and R²⁵ are hydrogen or lower alkyl.

- 13 -

Ar¹ and Ar² are either (i) or (ii) as follows:

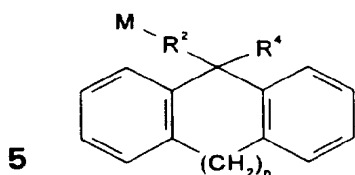
- (i) each is independently selected from a ring system, preferably a 6- to 10-membered ring system, more preferably an aryl ring system, or a heteroatom-containing ring system, preferably a 5- to 10-membered heteroatom-containing ring system, more preferably a heteraryl ring system, containing 1 or more heteroatoms, preferably 1 to 3 heteroatoms, such as oxygen, sulfur or nitrogen atoms, wherein the aryl and heteroaryl ring systems are each optionally substituted with one or more, preferably up to three, aryl group substituents [as defined herein], and Ar¹ and Ar² are each preferably independently phenyl or pyridyl, optionally substituted with halo, hydroxy, haloalkyl, preferably halo lower alkyl, particularly trifluoromethyl, alkyl, alkyloxy, aminosulfonyl, alkylcarbonyl, nitro, amino, aminocarbonyl, phenylcarbonyl which is optionally substituted with one or more, preferably up to three, substituents selected from halo, halo alkyl and alkyl, or thienyl which is optionally substituted with halo, haloalkyl or alkyl, where the alkyl groups are straight or branched chain and preferably contain from 1 to 6 carbons, more preferably 1 to 3 carbons; or

- (ii) Ar¹ and Ar² are each independently phenyl or pyridyl groups, which are unsubstituted or substituted with, preferably aryl substituent groups, as defined herein, preferably phenyl, and with the carbon to which they are commonly linked form a fused ring system, so that the compounds of formula (I) have the structure:



- and is preferably,

- 14 -

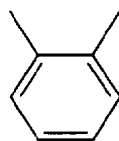


where:

A and B are independently selected from phenyl and pyridyl, preferably phenyl, which are unsubstituted or substituted, preferably with up to three aryl group substituents;

10

X^4 is a direct bond, $-(CH_2)_n-$, $-CH=CH-$, $-CH=CHCH_2-$, $-(CH_2)_pO(CH_2)_q-$, $-(CH_2)_pS(O)_r(CH_2)_q-$, $-(CH_2)_pNR^{21}(CH_2)_q-$ or



n is an integer from 0 to 3, preferably 1 to 3, and more preferably 2 or 3;

15

each of p and q is 0 or 1, and the sum of p and q is no greater than 2;

r is 0 to 2;

R^2 is a direct bond, is alkylene in which the alkylene group is a straight or branched chain, preferably is alkylene containing from 1 to 12, preferably 1 to 6, more preferably 1 to 3 carbons and most preferably is $-(CH_2)_2-$ or $-CH_2CH(CH_3)-$, is alkenylene having 2 to 6 carbon atoms, preferably 2 to 3 carbons atoms, and one or two, preferably one, double bond, or is alkynylene in which the alkynylene group is a straight or branched chain, preferably is alkynylene containing from 2 to 12, preferably 2 to 6, more preferably 2 to 3 carbons; in all instances the chains are unsubstituted or substituted, and, if substituted, preferably with one or more hydroxy groups;

20

25

R^3 is selected from Ar^3 , $-Y-Ar^3$, where Y is alkylene or alkenylene having, preferably, 2 to 4 carbon atoms; alkenyl containing 2 to 4

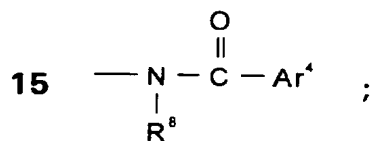
30

— 15 —

carbons; cycloalkyl containing 3 to 8 carbons; heterocycle, preferably 1-pyrrolidinyl, 1-piperidinyl, 1-hexamethyleneiminyl, 1-morpholinyl or -N(Ar⁴)-R²³, where R²³ is alkyl; alkenyl; alkanoyl which is optionally substituted, preferably with halo, hydroxy or alkoxy, preferably lower

5 alkanoyl; alkenoyl having 3 to 10 carbons and 1 to 3 double bonds; optionally substituted aroyl, preferably benzoyl; heteroaroyl, preferably pyridoyl, furoyl and thienoyl; alkoxy-carbonyl, preferably lower alkoxy-carbonyl; alkenyloxy-carbonyl having 3 to 10 carbons and 1 to 3

10 double bonds; aryloxy-carbonyl, preferably phenoxy-carbonyl; formyl (-CHO); cyano; aminocarbonyl (-CONH₂); alkylaminocarbonyl; dialkylaminocarbonyl, arylaminocarbonyl, diarylaminocarbonyl or arylalkylaminocarbonyl; or



R⁸ is hydrogen or alkyl that is a straight or branched chain, preferably containing from 1 to 6, more preferably 1 to 3, carbon atoms;

20 Ar³ is selected from a ring system, preferably a 6- to 10-membered ring system, more preferably an aryl ring system, or a heteroatom-containing ring system, preferably a 5- to 10-membered heteroatom-containing ring system, more preferably a heteraryl ring system, containing 1 or more

25 heteroatoms, preferably 1 to 3 heteroatoms, such as oxygen, sulfur or nitrogen atoms, wherein the aryl and heteroaryl ring systems are each optionally substituted with one or more, preferably up to three, aryl group substituents [as defined herein]; it is more preferably an aryl ring system, preferably a 6- to 10-membered aryl ring system, or a heteroaryl ring system, preferably a 5- to 10-membered heteroaryl ring system,

30 containing 1 or more heteroatoms, preferably 1 to 3 heteroatoms, such as oxygen, sulfur or nitrogen atoms, in which the aryl and heteroaryl ring systems are each unsubstituted or substituted with one or more, preferably

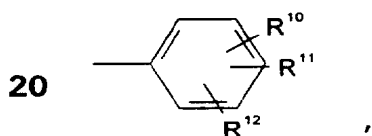
- 16 -

up to three, substituents, preferably aryl group substituents halo, halo lower alkyl or lower alkyl, and Ar³ is preferably phenyl or pyridyl unsubstituted or substituted with halo, halo lower alkyl or lower alkyl;

Ar⁴ is either:

- 5 (i) heterocycle containing 1 ring or 2 or more fused rings, preferably 1 ring or 2 to 3 fused rings, where each ring contains 1 or more, preferably 1 to 3 heteroatoms, and preferably contains 4 to 10 members, more preferably 5 to 7 members, and is optionally substituted with one or more, preferably up to three, aryl group substituents, preferably halo, halo lower alkyl or lower alkyl, and Ar⁴ is preferably selected from heterocycles that include, but are not limited to, indolyl, benzofuranyl, benzothienyl, isoquinolinyl, quinolinyl, benzimidazolyl, thienyl, furanyl, pyridinyl, thiazolyl and imidazolyl, each of which is optionally substituted, preferably with halo, halo lower alkyl or lower alkyl, preferably halo, and the heterocycle
10 is more preferably selected from thienyl, furanyl, pyridinyl, thiazolyl and
15 imidazolyl; or

(ii) a radical of formula:



in which:

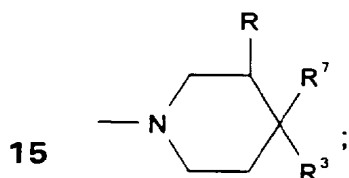
- 25 R¹⁰, R¹¹ and R¹² are each independently selected from hydrogen, alkyloxy, alkoxyalkyl, halo, hydroxy, cyano, nitro, amino, alkylamino, di(alkyl)amino, aminocarbonyl, arylcarbonylamino, alkylcarbonylamino, alkylcarbonyl, alkylcarbonyloxy, aminosulfonyl, alkylsulfinyl, alkylsulfonyl, alkylthio, mercapto, C₃₋₆alkenyloxy, C₃₋₆alkynyloxy, arylalkyloxy, aryloxy
30 and alkyl, in which alkyl, alkenyl, alkynyl or aryl group defined by R¹⁰, R¹¹ and R¹² is unsubstituted or substituted with one or more, preferably 1 to 4 substituents selected from halo, halo alkyl, preferably halo lower alkyl, or alkyl, preferably lower alkyl,, and the alkyl groups are straight or

- 17 -

branched chains that are preferably lower alkyl (C₁₋₆) and more preferably C₁₋₃ or

(iii) 1- or 2-naphthyl, dihydronaphthyl, tetrahydronaphthyl, indenyl or dihydroindenyl, each of which is optionally substituted with one or
 5 more aryl group substituents;

R is halo, haloalkyl, preferably lower halo alkyl, or alkenyl having 3 to 12 carbons, preferably lower alkenyl or hydroxy and is preferably at the 3-position [relative to the N], more preferably a 3-halo or 3-lower alkyl, or R is OR⁹ that is preferably at the 3-position so that the piperidinyl
 10 ring has the formula:



R⁹ is selected from hydrogen, alkyl, arylalkyl, alkylcarbonyl, aminoalkyl, alkylaminoalkyl, dialkylaminoalkyl, in which the alkyl groups
 20 are straight or branched chains and preferably contain 1 to 12, more preferably 1 to 6 carbons, more preferably 1-3 carbons in the chain;

R⁴ is selected from among:

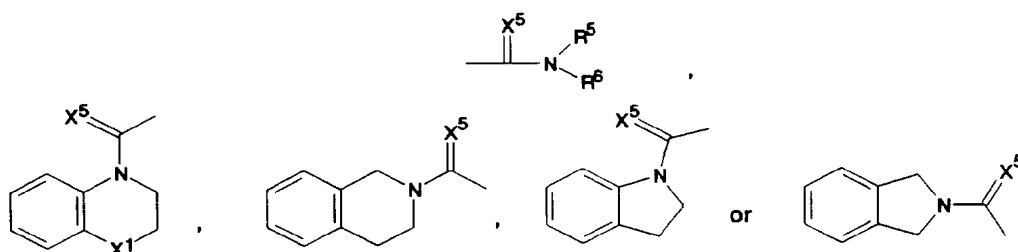
(i) an aryl ring system, preferably a 6- to 10-membered aryl ring system, or a heteroaryl ring system, preferably a 5- to 10-membered
 25 heteroaryl ring system, containing 1 or more heteroatoms, preferably 1 to 3 heteroatoms, such as oxygen, sulfur or nitrogen atoms, in which the aryl and heteroaryl ring systems are each optionally substituted with one or more, preferably up to three aryl group substituents, and R⁴ is preferably phenyl or pyridyl which is optionally substituted with lower
 30 alkyl, halo or halo lower alkyl, with phenyl being even more preferred, or

(ii) a heterocyclic ring containing one to three heteroatoms, that is unsubstituted or substituted with halo, halo lower alkyl or lower alkyl, and is preferably a pyrrolidinyl, oxadiazolyl or triazolyl radical, more

- 18 -

preferably oxadiazolyl, most preferably 1,3,4-oxadiazolyl, particularly a 5-substituted 1,3,4-oxadiazolyl in which the substituent is halo, halo lower alkyl, hydroxy, lower alkoxy or lower alkyl, or

- (iii) alkyl containing 1 to 8 carbons which is optionally substituted
 5 with hydroxy or alkylcarbonyloxy (-OCOR), preferably 1 to 6 carbons, more preferably 1 to 3 carbons; alkenyl containing 3 to 6 carbons; cycloalkylalkyl in which the cycloalkyl contains 3 to 8 carbons and the alkyl contains 1 to 3 carbons; cycloalkenylalkyl in which the cycloalkenyl contains 3 to 8 carbons and the alkyl contains 1 to 3 carbons; or
 10 (iv)



where

X¹ is as previously defined;

X⁵ is O or S;

R⁵ and R⁶ are either:

- 15 (a) independently selected from hydrogen, alkyl that is a straight or branched chain containing 1 to 12, preferably 1 to 6 carbons, more preferably 1-3 carbons, alkenyl that is straight or branched chain, containing 2 to 12, preferably containing 3-6 carbons and one or two double bonds, alkynyl that is straight or branched chain, containing 2
 20 to 12, preferably containing 3-6 carbons and one or two double bonds, or aryl, preferably a 6- to 10-membered aryl ring system that is optionally substituted with one or more, preferably up to three, aryl group

— 19 —

substituents, or arylalkyl, and each is preferably 2-propenyl, ethyl, methyl or aryl, preferably phenyl or phenylmethyl, or

- (b) R⁵ and R⁶ are each independently selected from carbon chains, heteroatoms, and carbon chains containing one or more
 5 heteroatoms, so that together with the nitrogen atom to which each is attached, they form a 3- to 10-, preferably 4-7, more preferably 5 to 6-membered heterocyclic ring containing one to three heteroatoms, that is preferably a piperidinyl, alkylpiperidinyl, morpholinyl, oxadiazolyl, triazolyl or pyrrolidinyl radical that is unsubstituted or substituted with halo, halo
 10 lower alkyl, hydroxy, lower alkoxy or lower alkyl, and is more preferably a 1,3,4-oxadiazolyl, 4-morpholinyl, or di(C₁-C₆ alkyl)-morpholinyl, preferably 2,6-di(C₁-C₆ alkyl)-4-morpholinyl, radical;

(v) cyano, formyl, alkoxycarbonyl, aryloxycarbonyl, alkylcarbonyl or arylcarbonyl;

- 15 (vi) -NR⁵COR⁵; or
 (vii) -S(O)_ralkyl or -S(O)_raryl, where r is 1 or 2; and
 R⁷ is selected from among:

-H;

OH;

- 20 -R¹⁴OR¹³ in which R¹³ is hydrogen, lower alkyl, preferably containing 1 to 4 carbons, or alkanoyl containing 2 to 5, preferably 2 or 3, carbon atoms, and R¹⁴ is lower alkylene, preferably alkylene of 2 to 4 carbon atoms, more preferably methylene or ethylene, or R¹⁴ is alkenylene of 2 to 6 carbon atoms, alkynylene of 2 to 4 carbon atoms;

- 25 -CH₂NR¹⁵R¹⁶ in which R¹⁵ is hydrogen, lower alkyl, lower alkanoyl, aryl or aroyl, and R¹⁶ is hydrogen or lower alkyl or, together with the nitrogen atom to which they are attached, R¹⁵ and R¹⁶ form a 3 to 7-membered ring which optionally contains an additional heteroatom selected from oxygen, nitrogen or sulfur;

— 20 —

—OR¹⁵;

—C(O)H;

-CN;

-C(=O)NR⁵R⁶ in which R⁵ and R⁶ are as previously defined;

- 5 alkyl, preferably lower alkyl;
 aryl, preferably phenyl;
 —C(O)OR¹⁷ in which R¹⁷ is hydrogen, alkyl containing from 1 to 7 carbon atoms, alkenyl having 3 to 7 carbon atoms, an optionally substituted aryl ring system (preferably a 6 to 10-membered aryl ring system), an optionally substituted heteroaryl ring system (preferably a 5 to 10-membered heteroaryl ring system) containing 1 or more heteroatoms, preferably 1 to 3 heteroatoms, such as oxygen, sulfur or nitrogen atoms, alkylaryl, arylalkyl, preferably benzyl, phenethyl, phenylpropyl or phenylbutyl, heteroarylalkyl, preferably furylmethyl, thienylethyl or pyridylpropyl, particularly pyridyl, phenyl, tolyl, ethylphenyl, butylphenyl or halophenyl, or a pharmaceutically acceptable cation, such as an alkali metal or alkaline earth metal, including sodium, potassium, calcium and ammonium cations;
- 15 where the optional aryl group substituents are selected from halo, alkyl, cycloalkyl, cycloalkylalkyl, aryl, heteroaryl, arylalkyl, heteroarylalkyl, alkenyl containing 1 to 2 double bonds, alkynyl containing 1 to 2 triple bonds, haloalkyl and polyhaloalkyl, especially trifluoromethyl, formyl, alkylcarbonyl, arylcarbonyl, heteroarylcarbonyl, carboxy, alkoxycarbonyl, aryloxycarbonyl, aminocarbonyl, alkylaminocarbonyl, dialkylaminocarbonyl, arylaminocarbonyl, diarylaminocarbonyl, arylalkylaminocarbonyl, alkoxy, aryloxy, perfluoroalkoxy, alkenyloxy, alkynyloxy, arylalkoxy, aminoalkyl, alkylaminoalkyl, dialkylaminoalkyl, arylaminoalkyl, amino, alkylamino, dialkylamino, arylamino, alkylarylamino, alkylcarbonylamino, arylcarbonylamino, azido, nitro, mercapto, alkylthio, arylthio,
- 20 25 30 perfluoroalkylthio, thiocyno, isothiocyano, alkylsulfinyl, alkylsufonyl,

- 21 -

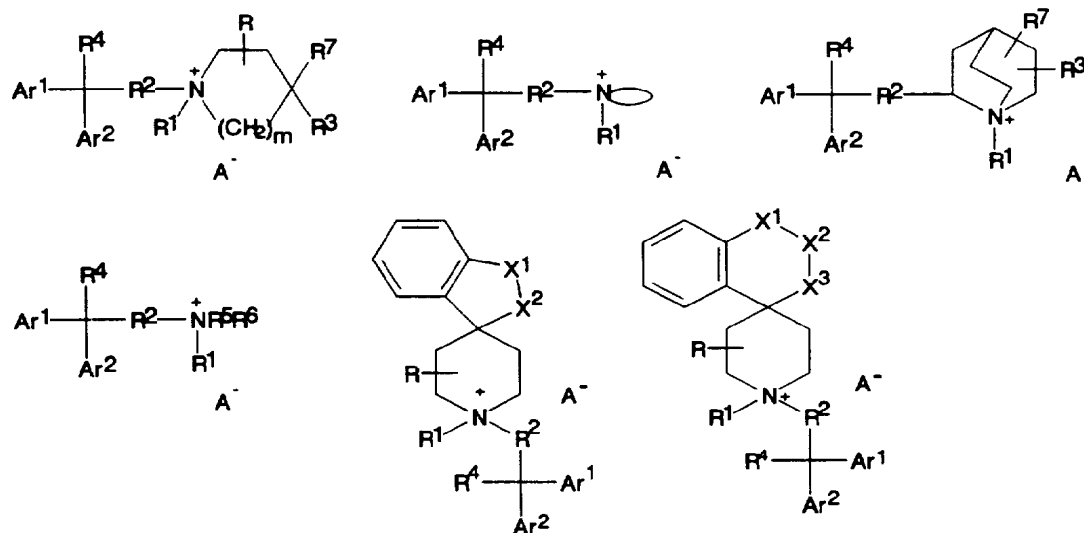
arylsulfinyl, arylsulfonyl, aminosulfonyl, alkylaminosulfonyl, dialkylaminosulfonyl and arylaminosulfonyl.

In certain embodiments herein, when Ar³ is 1-(3-propionyl-2-imidazolinon)yl, then R⁴ is other than -CN. Also in certain embodiments
5 herein, when R⁴ is -C(=X⁵)-NR⁵R⁶, X⁵ is O and R⁵ and R⁶, together with the nitrogen atom to which they are attached form pyrrolidinyl, then M is other than 4-morpholinyl. In yet other certain embodiments, when M is -NR⁵R⁶ and R⁵ and R⁶ are methyl, then R⁴ is other than 1-hydroxypropyl (CH₃CH₂CH(OH)-) or ethylcarbonyl (CH₃CH₂C(=O)-). In still other certain
10 embodiments, when M is 4-morpholinyl or 1-piperidinyl, then R⁴ is other than ethylcarbonyl (CH₃CH₂C(=O)-). In certain other embodiments, when M is 4-morpholinyl, then R⁴ is other than ethoxycarbonyl (CH₃CH₂OC(=O)-).

Also intended for use herein are salts of the compounds of formula
15 (I), including salts with pharmaceutically acceptable acids and quaternary ammonium salts, N-oxides of the compounds of formula (I) and salts thereof, including salts with pharmaceutically acceptable acids and quaternary ammonium salts, including stereoisomeric forms of quaternary ammonium salts, prodrugs of the compounds of formula (I), and
20 metabolites of the compounds of formula (I), including, for example, glucuronides.

Among the suitable quaternary ammonium salts of the compounds of formula (I), are for example, compounds of the following formulae:

- 22 -



in which:

- 5** R^1 is alkyl of 1 to 12 carbons which is optionally substituted with 1 to 6 halo atoms, 1 to 3 hydroxy groups or 1 to 3 alkoxy groups; alkenyl of 3 to 12 carbons which contains 1 to 3 double bonds and is optionally substituted with 1 to 6 halo atoms; alkynyl of 3 to 12 carbons which contains 1 to 3 triple bonds and is optionally substituted with 1 to 6 halo atoms; arylalkyl wherein the alkyl chain contains 1 to 6 carbons and the aryl group contains 6 to 10 carbons, preferably phenyl, and is optionally substituted with 1 to 3 aryl group substituents; arylalkenyl wherein the alkenyl chain contains 3 to 6 carbons and 1 to 3 double bonds and the aryl group contains 6 to 10 carbons, preferably phenyl, and is optionally substituted with 1 to 3 aryl group substituents; arylalkynyl where the alkynyl chain contains 3 to 6 carbons and 1 to 3 triple bonds and the aryl group contains 6 to 10 carbons, preferably phenyl, and is optionally substituted with 1 to 3 aryl group substituents; cycloalkyl of 3 to 8 carbons; cycloalkenyl of 3 to 8 carbons; cycloalkylalkyl in which the cycloalkyl group contains 3 to 8 carbons and the alkyl chain contains 1 to

-23-

6 carbons; cycloalkenylalkyl in which the cycloalkenyl group contains 3 to 8 carbons and the alkyl chain contains 1 to 6 carbons;

A is halo, hydroxy, alkoxy of 1 to 12 carbons, alkanoyloxy of 1 to 12 carbons or aryloxy, preferably benzoyloxy, or any other

5 pharmaceutically acceptable group that is capable of forming a counterion in a quaternary ammonium salt; and

m, X¹, X², X³, R, R², R³, R⁴, R⁵, R⁶, R⁷, Ar¹ and Ar² are as previously defined.

10 It is understood that compounds of the above formula [or any of the compounds described herein] may have one or more asymmetric centers. Pure enantiomers of the above compounds may be obtained, and diastereoisomers isolated by physical separation methods, including, but not limited to crystallization and chromatographic methods. Cis and trans diastereomeric racemates may be further resolved into their isomers.

15 If separated, active isomers may be identified by their activity as defined herein. Such purification is not, however, necessary for preparation of the compositions or practice of the methods herein.

Of the above classes of compounds and compounds of formula (I), the compounds for use in the methods and compositions herein are those

20 that, upon topical or local administration, exhibit activity as peripheral anti-hyperalgesics but, upon local or topical administration, are substantially devoid of CNS activity as defined below. Such compounds are typically anti-diarrheal compounds, as assessed in standard assays, that exhibit low or no activity in assays that assess CNS activity. As

25 defined below, for purposes herein, such anti-diarrheal and CNS activity is assessed in standard assays relative to 1-(3-cyano-3,3-diphenylpropyl)-4-phenyl-4-piperidinecarboxylic acid ethyl ester (also known as 2,2-diphenyl-4-[(4-carbethoxy-4-phenyl)piperidino]butyronitrile), generically known as diphenoxylate. Selected compounds for use in the

30 methods and compositions herein have:

-24-

(1) activity as a peripheral anti-hyperalgesic agent as assessed in any recognized in vivo or in vitro model or assay; and substantially no CNS-mediated effects, which are preferably assessed by selecting compounds that have

5 (2) either

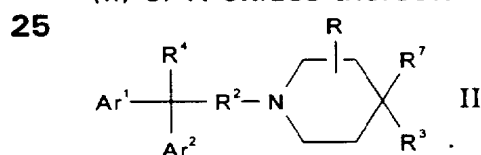
(a) a B/A ratio greater than or equal to diphenoxylate and a B value at least about 2-fold greater than diphenoxylate, or

(b) a B/A ratio, at least equal to, and preferably more than about 2-fold greater than diphenoxylate, where:

10 B is the ED₅₀ of the compound in an art-recognized assay [the hot plate tail withdrawal test or the tail clip test, described below, tail flick or assay that yields equivalent or substantially equivalent results] that measures CNS activity of the compound, and

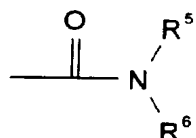
A is the ED₅₀ of the compound in an art-recognized assay [the 15 Castor Oil test or Antagonism of PGE₂-induced diarrhea in mice, described below, or an assay that yields equivalent results] that measures anti-diarrheal activity of the compound. The ratio of these activities of the compound of interest is compared to the ratio of the activities of diphenoxylate in the same assays. Among preferred compounds are 20 those that have a B/A ratio that is more than about 3-fold greater than diphenoxylate, although compounds with a B/A ratio greater than or equal to diphenoxylate may also be used.

Preferred among the compounds of formula (I) are those of formula (II) or N-oxides thereof:



30 preferably where R⁴ is

- 25 -



5

and more preferably where R^7 is OH, R is hydrogen or methyl, and R^3 is Ar^3 , preferably phenyl, more preferably 4-halo-phenyl. Yet more preferred are compounds where R^5 and R^6 are methyl or ethyl, or together with the nitrogen to which they are attached form a pyrrolidine or piperidine ring.

More preferred among these compounds are loperamide [4-(*p*-chlorophenyl)-4-hydroxy-N-N-dimethyl- α,α -diphenyl-1-piperidinebutyramide hydrochloride] and analogs [see formula III] thereof that exhibit B/A ratios greater than loperamide [see, *e.g.*, U.S. Patent No. 3,884,916 and U.S. Patent No. 3,714,159]. Such compounds include those in which:

- (i) Ar^1 and Ar^2 are phenyl, R is hydrogen, R^2 is $(CH_2)_2$, R^5 and R^6 , with the nitrogen to which each is linked form pyrrolidine and R^3 is 4-chlorophenyl or 3,4,-di-chlorophenyl;
- (ii) Ar^1 and Ar^2 are phenyl, R is hydrogen, R^2 is $(CH_2)_2$, R^5 and R^6 , with the nitrogen to which each is linked form piperidinyll and R^3 is phenyl;
- (iii) Ar^1 and Ar^2 are phenyl, R^2 is $(CH_2)_2$, R is hydrogen, R^5 and R^6 are each methyl and R^3 is 4-bromophenyl;
- (iv) Ar^1 and Ar^2 are phenyl, R^2 is $(CH_2)_2$, R is hydrogen, R^5 and R^6 are methyl and ethyl, respectively, and R^3 is 4-chlorophenyl;
- (v) Ar^1 and Ar^2 are phenyl, R^2 is CH_2CHCH_3 , R is hydrogen, R^5 and R^6 are each methyl and R^3 is 4-fluorophenyl; and
- (vi) Ar^1 and Ar^2 are phenyl, R^2 is CH_2CH_2 , R is 4-methyl, R^5 and R^6 are each methyl and R^3 is 3-trifluoromethylphenyl or phenyl.

In certain other preferred embodiments, the compounds of formula (I) are those of formula (II) above, preferably where R^4 is cyano and R^7 is $-C(O)OR^{17}$, in which R^{17} is preferably hydrogen or lower alkyl, more

30

— 26 —

preferably methyl or ethyl. More preferred among these compounds is diphenoxylate (2,2-diphenyl-4-[(4-carbethoxy-4-phenyl)piperidino]-butyronitrile) and defenoxine (1-(3-cyano-3,3-diphenylpropyl)-4-phenyl-4-piperidinecarboxylic acid).

- 5 Because of its ready availability and demonstrated safety, loperamide HCl is presently most preferred.

 Compositions formulated for topical and local administration for treatment and/or prevention of hyperalgesia are also provided. The compositions provided herein, may be formulated for single or multiple
10 dosage administration, and contain an anti-hyperalgesic effective amount (where the amount refers that which is delivered as a single dose) of one or more of the selected compounds in a vehicle formulated for topical or local administration. Generally the compounds are provided in the form of a suspension or emulsion at concentrations of from about 0.1%,
15 preferably from greater than about 1%, particularly when formulated in aqueous medium for application to the nasal passages or lungs, up to 50% or more.

 The compositions are formulated as creams, aqueous or non-aqueous suspensions, lotions, emulsions, suspensions or emulsions
20 containing micronized particles, gels, foams, aerosols, solids and other suitable vehicles for application to the skin, eyes, lips and mucosa, as suppositories or creams for vaginal administration, and as combinations with bandages, patches, bioadhesives and dressings. The compounds may be formulated in combination with other agents, such as local
25 anesthetics, vasoconstrictors and other therapeutic agents. The other agents may be mixed in the compositions or provided separately and administered prior to, simultaneously with or subsequent to administration of the compositions provided for the methods herein. Such agents include, but are not limited to: antibiotics, including cephalosporins, β -
30 lactams, tetracyclines, vancomycins, sulfas and aminoglycosides;

— 27 —

antivirals, including acyclovir; antifungals including clotrimazole; vasoconstrictors; non-steroidal anti-inflammatories (NSAIs) and steroids.

Methods of treating and/or preventing hyperalgesia by applying an amount of the compositions provided herein effective to ameliorate or
5 eliminate the hyperalgesic state are provided. Thus, methods of treating and/or preventing pain and irritation associated with inflammation following local infection, blisters, boils, or acute skin injuries, such as abrasions, burns, superficial cuts, surgical incisions, toothaches, contusions, irritations, inflammatory skin conditions, including but not
10 limited to poison ivy, and allergic rashes and dermatitis and any condition that yields a hyperalgesic pain state and other such conditions are provided.

Articles of manufacture containing: packaging material, a compound [or compounds] provided herein, which is effective for
15 ameliorating peripheral hyperalgesia within the packaging material, and a label that indicates that the compound, acid, salt or other derivative thereof is used for treating and/or preventing hyperalgesic conditions, are provided.

BRIEF DESCRIPTION OF THE DRAWINGS

20 Figure 1 is a graphical representation of *in vitro* binding studies involving a compound provided herein and also morphine.

Figures 2 to 9 are graphical representations of *in vivo* pharmacological test studies described herein using compounds and methods provided herein.

25 DETAILED DESCRIPTION OF PREFERRED EMBODIMENTS

Definitions

Unless defined otherwise, all technical and scientific terms used herein have the same meaning as is commonly understood by one of skill in the art to which this invention belongs. All patents and publications

—28—

referred to herein are, unless noted otherwise, incorporated by reference in their entirety.

As used herein, hyperalgesia or a hyperalgesic state refers to a condition in which a warm-blooded animal is extremely sensitive to
5 mechanical, chemical or thermal stimulation that, absent the condition, would be painless. In recent years, it has been shown that after the induction of a local inflammatory state, peripheral afferent terminals, which are otherwise only activated by high intensity stimuli, may develop spontaneous activity [Handwerker et al. (1991) Pain and inflammation,
10 Proceeding of the VIth World Congress on Pain, Bond et al. eds, Elsevier Science Publishers BV, pp. 59-70]. Typical models for such a hyperalgesic state include the inflamed rat paw compression model [Stein, et al. (1989) J. Pharmacol. Exp. Ther. 248:1269-1275] and they
15 375:611-624]. In these models, it has been shown that the local injection of mu opioids can induce a normalization of the hyperalgesic state. Agents that serve to normalize the sensitized thresholds are behaving as anti-hyperalgesics, rather than as analgesics.

Hyperalgesia is known to accompany certain physical injuries to
20 the body, for example the injury inevitably caused by surgery. Hyperalgesia is also known to accompany certain inflammatory conditions in man such as arthritic and rheumatic disease. Prostaglandins, such as prostaglandin E₁ or prostaglandin E₂ [hereinafter PGE₁ and PGE₂ respectively], act to sensitize pain receptors to mechanical or chemical
25 stimulation. Low doses of these prostaglandins can induce the hyperalgesic state. A long-lasting hyperalgesia occurs when PGE₁ is infused in man, and the co-administration of PGE₁ with a further chemical stimulant, such as bradykinin, causes marked pain that would not be present in the absence of PGE₁.

-29-

Hyperalgesia, thus refers to mild to moderate pain [and possibly severe pain] such as the pain associated with, but not limited to, inflammatory conditions [such as rheumatoid arthritis and osteoarthritis], postoperative pain, post-partum pain, the pain associated with dental
5 conditions [such as dental caries and gingivitis], the pain associated with burns, including but not limited to sunburns, abrasions, contusions and the like, the pain associated with sports injuries and sprains, inflammatory skin conditions, including but not limited to poison ivy, and allergic rashes and dermatitis, and other such pain that increases sensitivity to mild
10 stimuli. Locally or topically applied or administered anti-hyperalgesic agents do not necessarily abolish pain sensation, but need only restore [or reduce the threshold closer to] the pre-hyperalgesic pain threshold.

As used herein, an agent that acts, directly or indirectly via a receptor or receptors responsible for mediating or involved in peripheral
15 hyperalgesia, by antagonizing the activity of hyperalgesia mediating agents, such as a prostaglandin, is an agent intended for use herein, if it also does not exhibit CNS effects as defined herein. Such agent is a peripheral antihyperalgesic. As intended herein, the activity of antihyperalgesic agents is distinct from the activity of centrally-acting
20 analgesic agents [agents that act by virtue of crossing the blood brain barrier]. Anti-hyperalgesic agents act to block the hypersensitivity. The compositions and methods herein are intended for prevention [i.e., pretreatment] and/or the amelioration of the symptoms [i.e., treatment] of hyperalgesia by decreasing or eliminating the hyperalgesia or by
25 preventing its onset. An antihyperalgesic agent is distinct from a local anesthetic, which is an agent that produces numbness by abolishing sensitivity to touch and other stimuli, including pain stimuli. Local anesthetics abolish sensation, including pain, by blocking conduction in nerve axons in the peripheral nervous system. Antihyperalgesics, on the
30 other hand, alleviate pain by elevating a patient's threshold to pain.

—30—

Thus, unlike anesthetics, antihyperalgesics reduce sensation to pain during states of increased sensitivity [hyperalgesia] without substantially affecting normal sensitivity to touch and/or other stimuli.

Antihyperalgesics are agents that may reduce hypersensitivity to touch and other stimuli that would not, under normal circumstances, evoke a pain response. The hyperalgesic response is an exaggerated response, such as excessive sensitiveness or sensibility to pain from touch, slight exertion, warmth and the like. The hyperalgesic state produces a situation in which stimuli that are normally innocuous can produce pain. A particularly striking example is sunburned skin in which severe pain can be produced by a gentle slap on the back or a warm shower. Antihyperalgesics may be identified, for example, by the Randall-Selitto method [see, e.g., Randall et al. (1957) Arch. Int. Pharmacodyn. 111:409-419], as well as the formalin, carrageenan and yeast induced inflammation methods. In addition to the antihyperalgesic effect, the antihyperalgesic agents provided herein may concurrently provide an analgesic effect.

Antihyperalgesics may be distinguished from analgesics. Analgesics are agents that may reduce a patient's perception of pain evoked by stimuli that are acutely painful under normal circumstances. Thus, analgesics may be effective in reducing the acute and immediate pain associated with trauma [e.g., pinpricks, burns, or crushing wounds] as well as chronic pain, that is not normally associated with peripheral sensitization, such as cancer or headache pain. Analgesics are typically identified in experiments, such as thermal methods [for example, the hot plate, tail withdrawal or tail flick tests], as compounds that suppress or reduce the evocation of a pain response in an animal model upon exposure to intense heat. Analgesics may also be identified by certain mechanical methods [e.g., the tail clip or tail pinch tests] as compounds that suppress or reduce the evocation of a pain response in a subject

- 31 -

[laboratory mouse] upon exposure to intense mechanical pressure. In these standard tests, analgesics may be identified as those compounds that reduce normal sensitivity to an intense, intrinsically painful stimulus.

Central analgesics typically affect the central nervous system, generally via opiate receptors. In preferred form, the antihyperalgesics described herein do not substantially affect the central nervous system.

As used herein, the term peripheral, when used in connection with the term antihyperalgesics, denotes antihyperalgesics that act on the opioid receptor on sensory nerve fibers in the nociceptive (pain) pathways of the peripheral nervous system, as contrasted with the central nervous system.

As used herein, an effective dose or amount of a compound for use herein refers to a concentration or amount that is effective upon topical administration to reduce, including prevent, or ameliorate the hyperalgesic condition and thereby reduce the pain threshold to levels closer to normal or to normal [i.e., the level in the absence of the hyperalgesic condition]. Typically, compounds are provided in compositions that may be formulated for single dosage or multiple dosage administration. The effective concentration is with reference to delivery of an effective amount in a single dose [or in the number of recommended doses].

As used herein, the compounds provided herein, including those of formula (I), also include pharmaceutically acceptable salts, acids and esters thereof, stereoisomers, and also metabolites or prodrugs thereof that possess activity as anti-hyperalgesics but do not cause substantial CNS effects [as defined herein] when topically or locally administered or applied. Metabolites include any compound that is produced upon administration of the compound and metabolism thereof. Thus, loperamide refers to 4-(*p*-chlorophenyl)-4-hydroxy-*N,N*-dimethyl- α,α -diphenyl-1-piperidinebutyramide hydrochloride and active metabolites thereof.

— 32 —

As used herein, loperamide and analogs thereof are compounds that have formula (I), below, and active N-oxides and pharmaceutically acceptable salts thereof.

As used herein, local application or administration refers to administration of an anti-hyperalgesic agent to the site, such as an inflamed joint, that exhibits the hyperalgesic condition and that does not exert central analgesic effects or CNS effects associated with systemic administration of opioids that cross the blood brain barrier. Such local application includes intrajoint, such as intra-articular application, via injection, application via catheter or delivery as part of a biocompatible device. Thus, local application refers to application to a discrete internal area of the body, such as, for example, a joint, soft tissue area (such as muscle, tendon, ligaments, intraocular or other fleshy internal areas), or other internal area of the body. In particular, as used herein, local application refers to applications that provide substantially no systemic delivery and/or systemic administration of the active agents in the present compositions. Also, as used herein, local application is intended to refer to applications to discrete areas of the body, that is, other than the various large body cavities (such as, for example, the peritoneal and/or pleural cavities).

As used herein, topical application refers to application to the surface of the body, such as to the skin, eyes, mucosa and lips, which can be in or on any part of the body, including but not limited to the epidermis, any other dermis, or any other body tissue. Topical administration or application means the direct contact of the anti-hyperalgesic with tissue, such as skin or membrane, particularly the cornea, or oral, vaginal or buccal mucosa. Topical administration also includes application to hardened tissue such as teeth and appendages of the skin such as nails and hair. Thus, for purposes herein topical application refers to application to the tissue of an accessible body

-33-

surface, such as, for example, the skin (the outer integument or covering) and the mucosa (the mucous-producing, secreting and/or containing surfaces). In particular, topical application refers to applications that provide no or substantially no systemic delivery and/or systemic

5 administration of the active compounds in the present compositions. Exemplary mucosal surfaces include the mucosal surfaces of the eyes, mouth (such as the lips, tongue, gums, cheeks, sublingual and roof of the mouth), larynx, esophagus, bronchial, nasal passages, vagina and rectum/anus; in some embodiments, preferably the mouth, larynx,

10 esophagus, vagina and rectum/anus; in other embodiments, preferably the eyes, larynx, esophagus, bronchial, nasal passages, vagina and rectum/anus; and in still other embodiments, preferably the vagina and rectum/anus.

A composition formulated for topical administration may be liquid

15 or semi-solid (including, for example, a gel, lotion, emulsion, cream, ointment, spray or aerosol) or may be provided in combination with a "finite" carrier, for example, a non-spreading material that retains its form, including, for example, a patch, bioadhesive, dressing or bandage. It may be aqueous or non-aqueous; it may be formulated as a solution, emulsion,

20 dispersion, a suspension or any other mixture.

As used herein, a composition refers to a any mixture, including but not limited to, dispersions, emulsions, suspensions, and other other mixtures. . It may be a solution, a suspension, liquid, powder, a paste, aqueous, non-aqueous or any combination thereof.

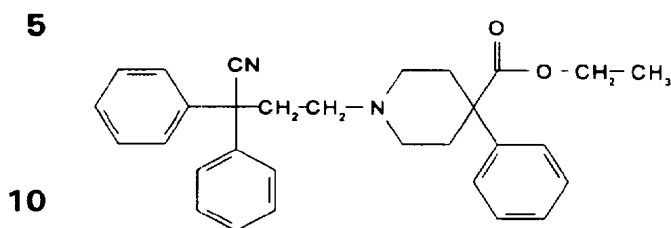
25 As used herein, a combination refers to any association between two or among more items.

As used herein, a lack of (or without causing) CNS effects or systemic effects, including and particularly CNS effects and CNS-mediated effects, means that the agent preferably exhibits at least about

30 2-fold less activity in an assay or animal model [particularly those as

— 34 —

defined and described herein] for such effects than 2,2-diphenyl-4-[(4-carbomethoxy-4-phenyl)piperidino]butyronitrile, generically known as diphenoxylate, which has the formula:



15 As used herein, the biological activity or bioactivity of a particular compound includes any activity induced, potentiated or influenced by the compound in vivo or in vitro. It also includes the abilities, such as the ability of certain molecules to bind to particular receptors and to induce a functional response. It may be assessed by in vivo assays or by in vitro

20 assays, such as those exemplified herein.

As used herein, pharmaceutically acceptable salts, esters or other derivatives of the compounds include any salts, esters or derivatives that may be readily prepared by those of skill in this art using known methods for such derivatization and that produce compounds that may be

25 administered to animals or humans without substantial toxic effects and that either are pharmaceutically active or are prodrugs. For example, hydroxy groups can be esterified or etherified.

As used herein, N-oxides refer to oxides of one or more nitrogens, preferably the nitrogen on the piperidine ring [see, e.g., formula (I)].

30 As used herein, substantially pure means sufficiently homogeneous to appear free of readily detectable impurities as determined by standard methods of analysis, such as thin layer chromatography [TLC], mass spectrometry (MS), size exclusion chromatography, gel electrophoresis, particularly agarose and polyacrylamide gel electrophoresis [PAGE] and

-35-

high performance liquid chromatography [HPLC], used by those of skill in the art to assess such purity, or sufficiently pure such that further purification would not detectably alter the physical and chemical properties, as well as biological activities, of the substance. Methods for
5 purification of the compounds to produce substantially chemically pure compounds are known to those of skill in the art. A substantially chemically pure compound may, however, be a mixture of enantiomers. In such instances, further purification might increase the specific activity of the compound.

10 As used herein, adequately pure or "pure" per se means sufficiently pure for the intended use of the adequately pure compound.

As used herein, biological activity refers to the in vivo activities of a compound or physiological responses that result upon in vivo administration of a compound, composition or other mixture. Biological
15 activity, thus, encompasses therapeutic effects and pharmaceutical activity of such compounds, compositions and mixtures.

As used herein, a prodrug is a compound that, upon in vivo administration, is metabolized or otherwise converted to the biologically, pharmaceutically or therapeutically active form of the compound. To
20 produce a prodrug, the pharmaceutically active compound is modified such that the active compound will be regenerated by metabolic processes. The prodrug may be designed to alter the metabolic stability or the transport characteristics of a drug, to mask side effects or toxicity, to improve the flavor of a drug or to alter other characteristics or pro-
25 perties of a drug. By virtue of knowledge of pharmacodynamic processes and drug metabolism in vivo, those of skill in this art, once a pharmaceutically active compound is known, can design prodrugs of the compound [see, e.g., Nogrady (1985) Medicinal Chemistry A Biochemical Approach, Oxford University Press, New York, pages 388-392].

— 36 —

As used herein, the IC_{50} refers to an amount, concentration or dosage of a particular test compound that achieves a 50% inhibition of a maximal response in an in vitro assay that measures such response.

As used herein, EC_{50} refers to a dosage, concentration or amount
5 of a particular test compound that elicits 50% of maximal expression of a particular dose-dependent response that is induced, provoked or potentiated by the particular test compound in vivo.

As used herein, "halogen" or "halide" or "halo" refers to F, Cl, Br or I, and also pseudohalides. In preferred embodiments halo refers to F,
10 Cl, Br and I.

As used herein, pseudohalides are compounds that behave substantially similar to halides. Such compounds can be used in the same manner and treated in the same manner as halides (X^- , in which X is a halogen, such as Cl or Br). Pseudohalides include, but are not limited to
15 cyanide, cyanate, thiocyanate, selenocyanate, azide and trifluoromethyl. As used herein, carbon chains and carbon chains with heteroatoms, may be straight or branched or, if they contain 3 or more members may be cyclic.

As used herein, alkyl, alkenyl and alkynyl carbon chains, if not
20 specified contain from 1 to 20 carbons, preferably 1 to 12 carbons, and are straight or branched. Alkenyl carbon chains of from 1 to 20 carbons preferably contain 1 to 8 double bonds, and the alkenyl carbon chains of 1 to 12 carbons preferably contain 1 to 4 double bonds. Alkynyl carbon chains of from 1 to 20 carbons preferably contain 1 to 8 triple bonds, and
25 the alkynyl carbon chains of 1 to 12 carbons preferably contain 1 to 4 triple bonds. The alkyl, alkenyl and alkynyl groups may be optionally substituted, with one or more groups, preferably alkyl group substituents that may be the same or different.

As used herein, an alkyl group substituent includes halo, haloalkyl,
30 preferably halo lower alkyl, aryl, hydroxy, alkoxy, aryloxy, alkyloxy,

-37-

alkylthio, arylthio, aralkyloxy, aralkylthio, carboxy alkoxy carbonyl, oxo and cycloalkyl.

As used herein, lower alkyl, lower alkenyl, and lower alkynyl refer to carbon chains having one to about 6 carbons. In preferred
5 embodiments of the compounds provided herein that include alkyl, alkenyl, or alkynyl portions include lower alkyl, lower alkenyl, and lower alkynyl portions. Preferred among lower carbon chains are those having 1-3 carbons.

As used herein, aryl refers to an aromatic carbocyclic radical,
10 preferably containing up to about 16 carbon atoms, more preferably from about 6 to about 10 carbon atoms. The aryl group may be optionally substituted with one or more, preferably one to three, aryl group substituents that may be the same or different.

As used herein, an "aryl group substituent" includes alkyl,
15 cycloalkyl, cycloalkylalkyl, aryl, heteroaryl optionally substituted with 1 or more, preferably 1 to 3, substituents selected from halo, halo alkyl and alkyl, arylalkyl, heteroarylalkyl, alkenyl containing 1 to 2 double bonds, alkynyl containing 1 to 2 triple bonds, halo, hydroxy, haloalkyl and polyhaloalkyl, preferably halo lower alkyl, especially trifluoromethyl,
20 formyl, alkylcarbonyl, arylcarbonyl that is optionally substituted with 1 or more, preferably 1 to 3, substituents selected from halo, halo alkyl and alkyl, heteroarylcarbonyl, carboxy, alkoxy carbonyl, aryloxy carbonyl, aminocarbonyl, alkylaminocarbonyl, dialkylaminocarbonyl, arylamino carbonyl, diarylamino carbonyl, arylalkylaminocarbonyl, alkoxy, aryloxy,
25 perfluoroalkoxy, alkenyloxy, alkynyloxy, arylalkoxy, aminoalkyl, alkylaminoalkyl, dialkylaminoalkyl, arylaminoalkyl, amino, alkylamino, dialkylamino, arylamino, alkylarylamino, alkylcarbonylamino, arylcarbonylamino, azido, nitro, mercapto, alkylthio, arylthio, perfluoroalkylthio, thiocyno, isothiocyno, alkylsulfinyl, alkylsufonyl, arylsulfinyl,
30 arylsulfonyl, aminosulfonyl, alkylaminosulfonyl, dialkylaminosulfonyl and

—38—

arylamino-sulfonyl. Exemplary aryl groups include optionally substituted phenyl and optionally substituted naphthyl.

As used herein, cycloalkyl refers to a saturated mono- or multi-cyclic ring system, preferably of 3 to 10 carbon atoms, more preferably 3
5 to 6 carbon atoms; cycloalkenyl and cycloalkynyl refer to mono- or multicyclic ring systems that respectively include at least one double bond and at least one triple bond. Cycloalkenyl and cycloalkynyl groups may preferably contain 3 to 10 carbon atoms, with cycloalkenyl groups more preferably containing 4 to 7 carbon atoms and cycloalkynyl groups more
10 preferably containing 8 to 10 carbon atoms. The ring systems of the cycloalkyl, cycloalkenyl and cycloalkynyl groups may be composed of one ring or two or more rings which may be joined together in a fused, bridged or spiro-connected fashion, and may be optionally substituted with one or more alkyl group substituents.

As used herein, heteroaryl refers to a monocyclic or multicyclic ring system, preferably of about 5 to about 10 members where one or more, more preferably 1 to 3 of the atoms in the ring system is a heteroatom, that is, an element other than carbon, for example, nitrogen, oxygen and sulfur atoms. The heteroaryl may be optionally substituted with one or
20 more, preferably 1 to 3, aryl group substituents. Exemplary heteroaryl groups include, for example, furanyl, thienyl, pyridyl, pyrrolyl, N-methylpyrrolyl, quinolinyl and isoquinolinyl, with pyridyl being preferred.

As used herein, heterocyclic refers to a monocyclic or multicyclic ring system, preferably of 3 to 10 members, more preferably 4 to 7
25 members, even more preferably 5 to 6 members, where one or more, preferably 1 to 3 of the atoms in the ring system is a heteroatom, that is, an element other than carbon, for example, nitrogen, oxygen and sulfur atoms. The heterocycle may be optionally substituted with one or more, preferably 1 to 3 aryl group substituents. Preferred substituents of the
30 heterocyclic group include hydroxy, alkoxy containing 1 to 4 carbon

— 39 —

atoms, halo lower alkyl, including trihalomethyl, such as trifluoromethyl, and halogen. As used herein, the term heterocycle may include reference to heteroaryl. Exemplary heterocycles include, for example, pyrrolidinyl, piperidinyl, alkylpiperidinyl, morpholinyl, oxadiazolyl or triazolyl.

- 5 As used herein, wherever Ar¹, Ar², Ar³, and other groups, for example R⁴, R⁵, R⁶ and R¹⁷ in which ring systems are among alternative embodiments, when such embodiments are specified, among the preferred selections therefor are those in which each is independently selected from a ring system, preferably a 6- to 10-membered ring system,
- 10 more preferably an aryl ring system, or a heteroatom-containing ring system, preferably a 5- to 10-membered heteroatom-containing ring system, more preferably a heteraryl ring system, containing 1 or more heteroatoms, preferably 1 to 3 heteroatoms, such as oxygen, sulfur or nitrogen atoms, wherein the aryl and heteroaryl ring systems are each optionally
- 15 substituted with one or more, preferably up to three, aryl group substituents [as defined herein], and Ar¹ and Ar² are each preferably independently phenyl or pyridyl, optionally substituted with halo, hydroxy, haloalkyl, preferably halo lower alkyl, particularly trifluoromethyl, alkyl, alkyloxy, aminosulfonyl, alkylcarbonyl, nitro, amino, aminocarbonyl,
- 20 phenylcarbonyl which is optionally substituted with one or more, preferably up to three, substituents selected from halo, halo alkyl and alkyl, or thienyl which is optionally substituted with halo, haloalkyl or alkyl, where the alkyl groups are straight or branched chain and preferably contain from 1 to 6 carbons, more preferably 1 to 3 carbons.
- 25 As used herein, the nomenclature alkyl, alkoxy, carbonyl, etc. are used as is generally understood by those of skill in this art. For example, as used herein alkyl refers to non-aromatic carbon chains that contain one or more carbons; the chains may be straight or branched or include cyclic portions or be cyclic. As used herein, alicyclic refers to alkyl groups that
- 30 are cyclic.

-40-

As used herein, "haloalkyl" refers to an alkyl radical, preferably lower alkyl, in which one or more of the hydrogen atoms are replaced by halogen including, but not limited to, chloromethyl, trifluoromethyl, 1-chloro-2-fluoroethyl and other such groups. Halo lower alkyl refers to
5 lower alkyl substituted with one or more halo substituents, and is preferably trichloromethyl or trifluoromethyl.

As used herein, "haloalkoxy" refers to RO- in which R is a haloalkyl group.

As used herein, "aminocarbonyl" refers to $-C(O)NH_2$.

10 As used herein, "alkylaminocarbonyl" refers to $-C(O)NHR$ in which R is alkyl, preferably lower alkyl.

As used herein, "dialkylaminocarbonyl" refers to $-C(O)NR'R$ in which R' and R are independently selected from alkyl, preferably lower alkyl; "carboxamide" refers to groups of formula $RCONH_2$, where R is
15 alkyl or aryl.

As used herein, "diarylamino carbonyl" refers to $-C(O)NRR'$ in which R and R' are independently selected from aryl, preferably lower aryl, more preferably phenyl.

20 As used herein, "arylalkylaminocarbonyl" refers to $-C(O)NRR'$ in which one of R and R' is aryl, preferably lower aryl, more preferably phenyl, and the other of R and R' is alkyl, preferably lower alkyl.

As used herein, "arylamino carbonyl" refers to $-C(O)NHR$ in which R is aryl, preferably lower aryl, more preferably phenyl.

25 As used herein, "alkoxycarbonyl" refers to $-C(O)OR$ in which R is alkyl, preferably lower alkyl.

As used herein, "aryloxycarbonyl" refers to $-C(O)OR$ in which R is aryl, preferably lower aryl, more preferably phenyl.

As used herein, "alkoxy" and "thioalkoxy" refer to RO- and RS-, in which R is alkyl, preferably lower alkyl.

- 41 -

As used herein, "aryloxy" and thioaryloxy" refer to RO- and RS-, in which R is aryl, preferably lower aryl, more preferably phenyl.

As used herein, "alkylene" refers to a straight, branched or cyclic, preferably straight or branched, bivalent aliphatic hydrocarbon group, preferably having from 1 to about 20 carbon atoms, more preferably 1 to 12 carbons, even more preferably lower alkylene. The alkylene group is optionally substituted with one or more "alkyl group substituents." There may be optionally inserted along the alkylene group one or more oxygen, sulphur or substituted or unsubstituted nitrogen atoms, where the nitrogen substituent is alkyl as previously described. Exemplary alkylene groups include methylene (-CH₂-), ethylene (-CH₂CH₂-), propylene (-(CH₂)₃-), cyclohexylene (-C₆H₁₀-), -(CH₂)_n-N(R)-(CH₂)_m-, where each of m and n is independently an integer from 0 to 30 and R is hydrogen or alkyl, methylenedioxy (-O-CH₂-O-) and ethylenedioxy (-O-(CH₂)₂-O-). The term "lower alkylene" refers to alkylene groups having 1 to 6 carbons. Preferred alkylene groups are lower alkylene, with alkylene of 1 to 3 carbon atoms being particularly preferred.

As used herein, "alkenylene" refers to a straight, branched or cyclic, preferably straight or branched, bivalent aliphatic hydrocarbon group, preferably having from 1 to about 20 carbon atoms and at least one double bond, more preferably 1 to 12 carbons, even more preferably lower alkenylene. The alkenylene group is optionally substituted with one or more "alkyl group substituents." There may be optionally inserted along the alkenylene group one or more oxygen, sulphur or substituted or unsubstituted nitrogen atoms, where the nitrogen substituent is alkyl as previously described. Exemplary alkenylene groups include -CH=CH-CH=CH- and -CH=CH-CH₂-. The term "lower alkenylene" refers to alkenylene groups having 2 to 6 carbons. Preferred alkenylene groups are lower alkenylene, with alkylene of 3 to 4 carbon atoms being particularly preferred.

-42-

As used herein, when any particular group, such as phenyl or pyridyl, is specified, this means that the group is unsubstituted or is substituted. Preferred substituents where not specified are halo, halo lower alkyl, and lower alkyl.

- 5** As used herein, the abbreviations for any protective groups, amino acids, including non-naturally occurring and amino acid analogs, and other compounds, are, unless indicated otherwise, in accord with their common usage, recognized abbreviations, or the IUPAC-IUB Commission on Biochemical Nomenclature [see, (1972) Biochem. 11:942-944]. Each
- 10** naturally or non-naturally occurring L-amino acid is identified by the standard three letter code or the standard three letter code with the prefix "L-"; the prefix "D-" indicates that the enantiomeric form of the amino acid is D.

A. Compounds

- 15** In animal models, it is demonstrated herein that the local injection of compounds that directly or indirectly agonize at least one of the μ and/or κ and/or δ , preferably μ and/or κ , peripheral receptors induces a normalization of the hyperalgesic state. This peripheral action of opiates in reducing the hyperalgesic state is of value, but traditional opiates, such
- 20** as morphine, meperidine and fentanyl cross the blood-brain barrier allowing for the appearance of systemically and CNS mediated undesirable side effects. To solve these problems, the compositions provided herein contain compounds that exhibit activity as peripheral anti-hyperalgesics, but do not exhibit substantial CNS effects as determined in
- 25** suitable animal models as described herein. Intended for use in the methods and compositions herein are any compounds that, by virtue of indirect or direct μ or κ or δ , preferably μ or κ , more preferably μ , agonist activity, act as peripheral anti-hyperalgesics but that, upon local or topical administration, are substantially devoid [as defined herein] of CNS-
- 30** mediated analgesic and other activities. Such compounds are typically

-43-

anti-diarrheal compounds, as assessed in standard assays, that exhibit low or no activity in assays that assess CNS activity. In particular, such a compound is one that:

(1) has activity as a peripheral anti-hyperalgesic as assessed in any
5 recognized in vivo or in vitro model or assay; and, substantially no CNS-mediated effects, which are preferably assessed by selecting compounds that have

(2) either:

(a) a B/A ratio greater than or equal to diphenoxylate and a B
10 value at least about 2-fold greater than diphenoxylate, or

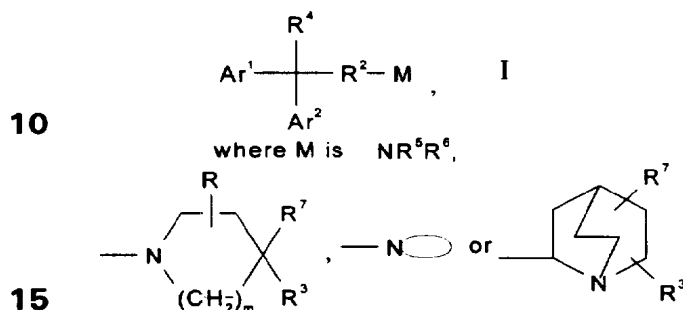
(b) has a B/A ratio greater, at least about equal to, preferably about 2-fold, [among the preferred compounds ratios greater than about 3-fold may be observed] than diphenoxylate, where:

B is the ED₅₀ of the compound in an assay [the well known tail clip
15 assay, tail flick assay or hot plate assay, described below and known to those of skill in this art] that measures CNS activity of the compound, the

A is the ED₅₀ of the compound in an assay that measures anti-diarrheal activity of the compound. The assay in which anti-diarrheal activity is measured is the Castor oil test or the assay that measures
20 antagonism of PGE₂-induced diarrhea in mice, described below [see, also, Dajani et al. (1977) J. Pharmacol. Exp. Ther. 203:512-526, Dajani et al. (1975) European Jour. Pharmacol. 34:105-113; U.S. Patent No. 4,870,084; U.S. Patent No. 4,066,654, U.S. Patent No. 4,057,549; U.S. Patent No. 3,950,537; U.S. Patent No. 3,998,832, U.S. Patent No.
25 3,996,214]. The relative activities of the compound of interest are compared to the activities of diphenoxylate in the same assays. It is understood that the assays are art-recognized assays such that diphenoxylate activity serves as an accurate standard.

-44-

Of particular interest herein are compositions that are formulated, at concentrations effective for reducing, alleviating or eliminating, hyperalgesic pain, for topical or local administration and contain one or more compounds of formula (I) or N-oxides, preferably an N-oxide of a piperidine-nitrogen, thereof or other pharmaceutically acceptable derivatives thereof:

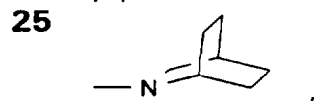


in which:

m is an integer from 0 to 3, preferably 1 to 3, more preferably 1 or 2, and most preferably 2;



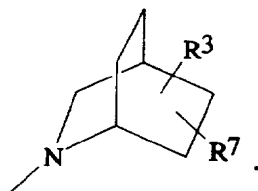
is an azabicycloalkyl containing from 6 to 9 carbon atoms with at least 5 atoms in each ring, which ring is preferably pyrrolidino, piperidino, or hexamethylenimino, where the tertiary amine is:



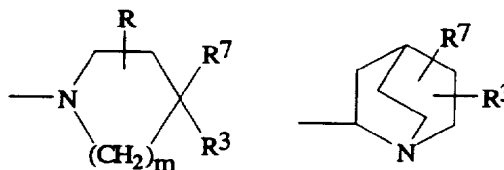
and is unsubstituted or substituted with OR^{18} in which R^{18} is hydrogen or lower alkanoyl containing 2 to 7, preferably 2 or 3, carbon atoms, and OR^{18} is preferably attached at the 5 position in 5-membered rings or the 5 or 6 position in 6-membered rings and is attached in the endo or exo configuration, where R^3 , R^7 , R^5 and R^6 are as defined below. The tertiary amine is preferably:

35

-45-

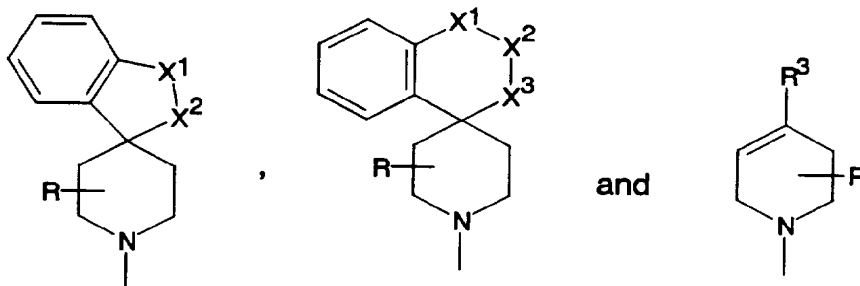


M is more preferably selected from among:



5

-NR⁵R⁶,



where m is an integer from 1 to 3, preferably 1 or 2, more preferably 2; and

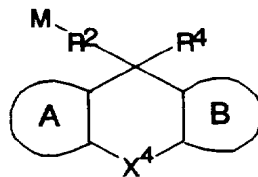
10 X¹, X² and X³ are -C(R²⁴)(R²⁵)-, -C(R²⁴)=C(R²⁵)-, -C(R²⁴)=N-, -N=C(R²⁴)-, -C(=O)-, -O-, -S- or -N(R²⁴)-, with the proviso that only one of X¹, X² and X³ may be O, S or NR²⁴; and

R²⁴ and R²⁵ are hydrogen or lower alkyl.

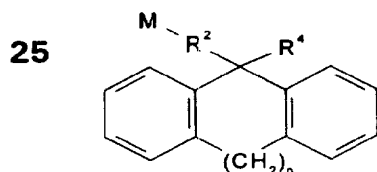
-46-

Ar¹ and Ar² are either (i) or (ii) as follows:

- (i) each is independently selected from an aryl ring system (preferably a 6- to 10-membered aryl ring system) or a heteroaryl ring system (preferably a 5- to 10-membered heteroaryl ring system) containing 1 or more heteroatoms, preferably 1 to 3 heteroatoms, such as oxygen, sulfur or nitrogen atoms, where the aryl and heteroaryl ring systems are each optionally substituted with one or more (preferably up to three) aryl group substituents, and Ar¹ and Ar² are each preferably independently phenyl or pyridyl, optionally substituted with halo, hydroxy, haloalkyl, preferably halo lower alkyl, particularly trifluoromethyl, alkyl, alkyloxy, aminosulfonyl, alkylcarbonyl, nitro, amino, aminocarbonyl, phenylcarbonyl which is optionally substituted with one or more (preferably up to three) substituents selected from halo, halo alkyl and alkyl, or thienyl which is optionally substituted with halo, haloalkyl or alkyl, where the alkyl groups are straight or branched chain and preferably contain from 1 to 6 carbons, more preferably 1 to 3 carbons; or
- (ii) Ar¹ and Ar² are each independently phenyl or pyridyl groups, which are unsubstituted or substituted with, preferably aryl substituent groups, as defined herein, preferably phenyl, and with the carbon to which they are commonly linked form a fused ring system, so that the compounds of formula (I) have the structure:



and is preferably,

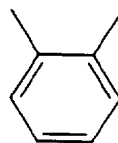


-47-

where:

A and B are independently selected from phenyl and pyridyl, preferably phenyl, which are unsubstituted or substituted, preferably with up to three aryl group substituents;

- 5 X^4 is a direct bond, $-(CH_2)_n-$, $-CH=CH-$, $-CH=CHCH_2-$, $-(CH_2)_pO(CH_2)_q-$, $-(CH_2)_pS(O)_r(CH_2)_q-$, $-(CH_2)_pNR^{21}(CH_2)_q-$ or



n is an integer from 0 to 3, preferably 1 to 3, and more preferably 2 or 3;

- 10 R^{21} is hydrogen or lower alkyl;

each of p and q is 0 or 1, and the sum of p and q is no greater than 2;

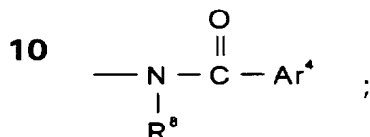
r is 0 to 2;

- 15 R^2 is a direct bond, or is alkylene in which the alkyl group is a straight or branched chain, preferably is alkylene containing from 1 to 12, preferably 1 to 6, more preferably 1 to 3 carbons and most preferably is $-(CH_2)_2-$ or $-CH_2CH(CH_3)-$, is alkenylene having 2 to 6 carbon atoms, preferably 2 to 3 carbons atoms, and one or two, preferably one, double bond, or is alkynylene having 2 to 6 carbon atoms, preferably 2 to 3
- 20 carbons atoms, and one or two triple bond, in all instances the chains are unsubstituted or substituted, and, if substituted, preferably with one or more hydroxy groups;

- R^3 is selected from Ar^3 , $-Y-Ar^3$, where Y is alkylene or alkenylene having, preferably, 2 to 4 carbon atoms; alkenyl containing 2 to 4
- 25 carbons; cycloalkyl containing 3 to 8 carbons; heterocycle, preferably 1-pyrrolidinyl, 1-piperidinyl, 1-hexamethyleneiminyl, 1-morpholinyl or $-N(Ar^4)-R^{23}$, where R^{23} is alkyl; alkenyl; alkanoyl which is optionally substituted, preferably with halo, hydroxy or alkoxy, preferably lower

-48-

alkanoyl; alkenoyl having 3 to 10 carbons and 1 to 3 double bonds; optionally substituted aroyl, preferably benzoyl; heteroaroyl, preferably pyridoyl, furoyl and thienoyl; alkoxy carbonyl, preferably lower alkoxy carbonyl; alkenyloxy carbonyl having 3 to 10 carbons and 1 to 3
5 double bonds; aryloxy carbonyl, preferably phenoxy carbonyl; formyl (-CHO); cyano; aminocarbonyl (-CONH₂); alkylaminocarbonyl; dialkylaminocarbonyl, arylaminocarbonyl, diarylaminocarbonyl or arylalkylaminocarbonyl; or



15 R⁸ is hydrogen or alkyl that is a straight or branched chain, preferably containing from 1 to 6, more preferably 1 to 3, carbon atoms;

Ar³ is an aryl ring system, preferably a 6- to 10-membered aryl ring system, or a heteroaryl ring system, preferably a 5- to 10-membered heteroaryl ring system, containing 1 or more heteroatoms, preferably 1 to 3 heteroatoms, such as oxygen, sulfur or nitrogen atoms, in the aryl and
20 heteroaryl ring systems are each unsubstituted or substituted with one or more, preferably up to three, substituents, preferably aryl group substituents halo, halo lower alkyl or lower alkyl, and Ar³ is preferably phenyl or pyridyl unsubstituted or substituted with halo, halo lower alkyl or lower alkyl;

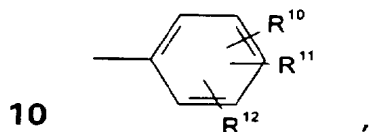
25 Ar⁴ is either:

(i) heterocycle containing 1 ring or 2 or more fused rings, preferably 1 ring or 2 to 3 fused rings, where each ring contains 1 or more, preferably 1 to 3 heteroatoms, and preferably contains 4 to 10 members, more preferably 5 to 7 members, and is optionally substituted with one or
30 more, preferably up to three, aryl group substituents, preferably halo, halo lower alkyl or lower alkyl, and Ar⁴ is preferably selected from heterocycles that include, but are not limited to, indolyl, benzofuranyl, benzothienyl,

-49-

isoquinolinyl, quinolinyl, benzimidazolyl, thienyl, furanyl, pyridinyl, thiazolyl and imidazolyl, each of which is optionally substituted, preferably with halo, halo lower alkyl or lower alkyl, preferably halo, and the heterocycle is more preferably selected from thienyl, furanyl, pyridinyl, thiazolyl and
 5 imidazolyl; or

(ii) a radical of formula:



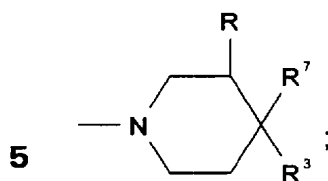
in which:

R^{10} , R^{11} and R^{12} are each independently selected from hydrogen, alkyloxy, alkoxyalkyl, halo, hydroxy, cyano, nitro, amino, alkylamino,
 15 di(alkyl)amino, aminocarbonyl, arylcarbonylamino, alkylcarbonylamino, alkylcarbonyl, alkylcarbonyloxy, aminosulfonyl, alkylsulfinyl, alkylsulfonyl, alkylthio, mercapto, C_{3-6} alkynyloxy, arylalkyloxy, aryloxy and alkyl, in which alkyl, alkenyl, alkynyl or aryl group defined by R^{10} , R^{11} and R^{12} is unsubstituted or substituted with one or more, preferably 1 to 4
 20 substituents selected from halo, halo alkyl, preferably halo lower alkyl, or alkyl, preferably lower alkyl,, and the alkyl groups are straight or branched chains that are preferably lower alkyl (C_{1-6}) and more preferably C_{1-3} or

(iii) 1- or 2-naphthyl, dihydronaphthyl, tetrahydronaphthyl, indenyl or dihydroindenyl, each of which is optionally substituted with one or
 25 more aryl group substituents;

R is halo, haloalkyl, preferably lower halo alkyl, or alkenyl having 3 to 12 carbons, preferably lower alkenyl or hydroxy and is preferably at the 3-position [relative to the N], more preferably a 3-halo or 3-lower alkyl, or R is OR^9 that is preferably at the 3-position so that the piperidinyl
 30 ring has the formula:

-50-



R⁹ is selected from hydrogen, alkyl, arylalkyl, alkylcarbonyl, aminoalkyl, alkylaminoalkyl, dialkylaminoalkyl, in which the alkyl groups are straight or branched chains and preferably contain 1 to 12, more preferably 1 to 6 carbons, more preferably 1-3 carbons in the chain;

R⁴ is selected from among:

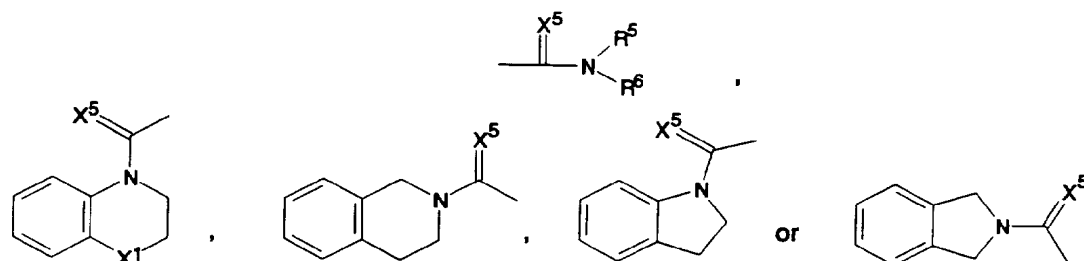
(i) an aryl ring system, preferably a 6- to 10-membered aryl ring system, or a heteroaryl ring system, preferably a 5- to 10-membered heteroaryl ring system, containing 1 or more heteroatoms, preferably 1 to 3 heteroatoms, such as oxygen, sulfur or nitrogen atoms, in which the aryl and heteroaryl ring systems are each optionally substituted with one or more, preferably up to three aryl group substituents, and R⁴ is preferably phenyl or pyridyl which is optionally substituted with lower alkyl, halo or halo lower alkyl, with phenyl being even more preferred, or

(ii) a heterocyclic ring containing one to three heteroatoms, that is unsubstituted or substituted with halo, halo lower alkyl or lower alkyl, and is preferably a pyrrolidinyl, oxadiazolyl or triazolyl radical, more preferably oxadiazolyl, most preferably 1,3,4-oxadiazolyl, particularly a 5-substituted 1,3,4-oxadiazolyl in which the substituent is halo, halo lower alkyl, hydroxy, lower alkoxy or lower alkyl, or

(iii) alkyl containing 1 to 8 carbons which is optionally substituted with hydroxy or alkylcarbonyloxy (-OCOR), preferably 1 to 6 carbons, more preferably 1 to 3 carbons; alkenyl containing 3 to 6 carbons; cycloalkylalkyl in which the cycloalkyl contains 3 to 8 carbons and the alkyl contains 1 to 3 carbons; cycloalkenylalkyl in which the cycloalkenyl contains 3 to 8 carbons and the alkyl contains 1 to 3 carbons; or

- 51 -

(iv)



where

X^1 is as previously defined;

X^5 is O or S;

5 R^5 and R^6 are either:

(a) independently selected from hydrogen, alkyl that is a straight or branched chain containing 1 to 12, preferably 1 to 6 carbons, more preferably 1-3 carbons, alkenyl or alkynyl that is straight or branched chain, containing 2 to 12, preferably containing 3-6 carbons and one or two double or triple bonds, or aryl, preferably a 6- to 10-
 10 membered aryl ring system that is optionally substituted with one or more, preferably up to three, aryl group substituents, or arylalkyl, and each is preferably 2-propenyl, ethyl, methyl or aryl, preferably phenyl or phenylmethyl, or

15 (b) R^5 and R^6 are each independently selected from carbon chains, heteroatoms, and carbon chains containing one or more heteroatoms, so that together with the nitrogen atom to which each is attached, they form a 3- to 10-, preferably 4-7, more preferably 5 to 6-
 20 membered heterocyclic ring containing one to three heteroatoms, that is preferably a piperidinyl, alkylpiperidinyl, morpholinyl, oxadiazolyl, triazolyl or pyrrolidinyl radical that is unsubstituted or substituted with halo, halo

- 52 -

lower alkyl, hydroxy or lower alkoxy or lower alkyl, and is more preferably a 1,3,4-oxadiazolyl, 4-morpholinyl, or di(C₁-C₆ alkyl)-morpholinyl, preferably 2,6-di(C₁-C₆ alkyl)-4-morpholinyl, radical;

(v) cyano, formyl, alkoxy carbonyl, aryloxy carbonyl, alkyl carbonyl or
 5 aryl carbonyl;

(vi) -NR⁵COR⁵; or

(vii) -S(O)_ralkyl or -S(O)_raryl, where r is 1 or 2; and

R⁷ is selected from among:

-H;

10 OH;

-R¹⁴OR¹³ in which R¹³ is hydrogen, lower alkyl, preferably containing 1 to 4 carbons, or alkanoyl containing 2 to 5, preferably 2 or 3, carbon atoms, and R¹⁴ is lower alkylene, preferably alkylene of 1 to 4 carbon atoms, more preferably methylene or ethylene, or R¹⁴ is alkenylene
 15 of 2 to 6 carbon atoms;

-CH₂NR¹⁵R¹⁶ in which R¹⁵ is hydrogen, lower alkyl, lower alkanoyl, aryl or aroyl, and R¹⁶ is hydrogen or lower alkyl or, together with the nitrogen atom to which they are attached, R¹⁵ and R¹⁶ form a 3 to 7-membered ring which optionally contains an additional heteroatom

20 selected from oxygen, nitrogen or sulfur;

-OR¹⁵;

-C(O)H;

-CN;

-C(=O)NR⁵R⁶ in which R⁵ and R⁶ are as previously defined;

25 alkyl, preferably lower alkyl;

aryl, preferably phenyl;

-C(O)OR¹⁷ in which R¹⁷ is hydrogen, alkyl containing from 1 to 7 carbon atoms, alkenyl having 3 to 7 carbon atoms, an optionally substituted aryl ring system (preferably a 6 to 10-membered aryl ring
 30 system), an optionally substituted heteroaryl ring system (preferably a 5

— 53 —

to 10-membered heteroaryl ring system) containing 1 or more heteroatoms, preferably 1 to 3 heteroatoms, such as oxygen, sulfur or nitrogen atoms, alkylaryl, arylalkyl, preferably benzyl, phenethyl, phenylpropyl or phenylbutyl, heteroarylalkyl, preferably furylmethyl, thienylethyl or pyridylpropyl, particularly pyridyl, phenyl, tolyl, ethylphenyl, butylphenyl or halophenyl, or a pharmaceutically acceptable cation, such as an alkali metal or alkaline earth metal, including sodium, potassium, calcium and ammonium cations;

where the optional aryl group substituents are selected from halo, alkyl, cycloalkyl, cycloalkylalkyl, aryl, heteroaryl, arylalkyl, heteroarylalkyl, alkenyl containing 1 to 2 double bonds, alkynyl containing 1 to 2 triple bonds, haloalkyl and polyhaloalkyl, especially trifluoromethyl, formyl, alkylcarbonyl, arylcarbonyl, heteroarylcarbonyl, carboxy, alkoxy, aryloxy, aminocarbonyl, alkylaminocarbonyl, dialkylamino-carbonyl, arylaminocarbonyl, diarylamino-carbonyl, arylalkylaminocarbonyl, alkoxy, aryloxy, perfluoroalkoxy, alkenyloxy, alkynyloxy, arylalkoxy, aminoalkyl, alkylaminoalkyl, dialkylaminoalkyl, arylaminoalkyl, amino, alkylamino, dialkylamino, arylamino, alkylarylamino, alkylcarbonylamino, arylcarbonylamino, azido, nitro, mercapto, alkylthio, arylthio, perfluoroalkylthio, thiocyano, isothiocyano, alkylsulfinyl, alkylsulfonyl, arylsulfinyl, arylsulfonyl, aminosulfonyl, alkylaminosulfonyl, dialkylaminosulfonyl and arylaminosulfonyl.

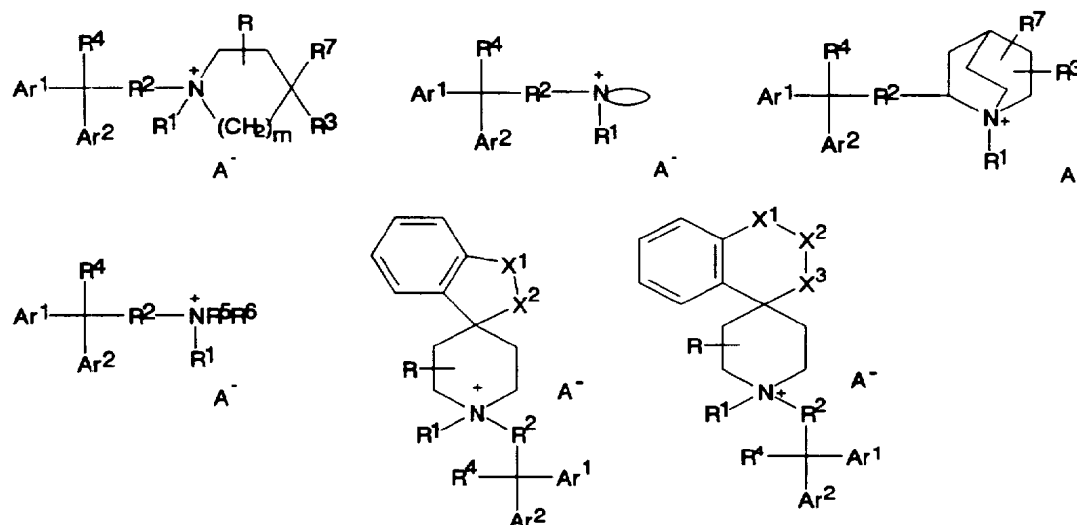
In certain embodiments herein, when Ar^3 is 1-(3-propionyl-2-imidazolinon)yl, then R^4 is other than -CN. Also in certain embodiments herein, when R^4 is $-C(=X^5)-NR^5R^6$, X^5 is O and R^5 and R^6 , together with the nitrogen atom to which they are attached form pyrrolidinyl, then M is other than 4-morpholinyl. In yet other certain embodiments, when M is $-NR^5R^6$ and R^5 and R^6 are methyl, then R^4 is other than 1-hydroxypropyl ($CH_3CH_2CH(OH)-$) or ethylcarbonyl ($CH_3CH_2C(=O)-$). In still other certain embodiments, when M is 4-morpholinyl or 1-piperidinyl, then R^4 is other

- 54 -

than ethylcarbonyl ($\text{CH}_3\text{CH}_2\text{C}(=\text{O})-$). In certain other embodiments, when M is 4-morpholinyl, than R^4 is other than ethoxycarbonyl ($\text{CH}_3\text{CH}_2\text{OC}(=\text{O})-$).

- Also intended for use herein are salts of the compounds of formula (I), including salts with pharmaceutically acceptable acids and quaternary ammonium salts, N-oxides of the compounds of formula (I) and salts thereof, including salts with pharmaceutically acceptable acids and quaternary ammonium salts, including stereoisomeric forms of quaternary ammonium salts, prodrugs of the compounds of formula (I), and metabolites of the compounds of formula (I), including, for example, glucuronides.

Among the suitable quaternary ammonium salts of the compounds of formula (I), are for example, compounds of the following formulae:



- 15 in which:

- R^1 is alkyl of 1 to 12 carbons which is optionally substituted with 1 to 6 halo atoms, 1 to 3 hydroxy groups or 1 to 3 alkoxy groups; alkenyl of 3 to 12 carbons which contains 1 to 3 double bonds and is optionally substituted with 1 to 6 halo atoms; alkynyl of 3 to 12 carbons which contains 1 to 3 triple bonds and is optionally substituted with 1 to 6 halo

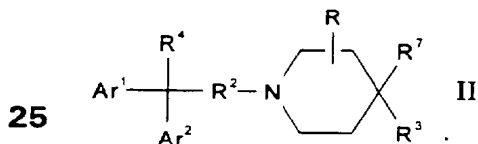
— 55 —

atoms; arylalkyl where the alkyl chain contains 1 to 6 carbons and the aryl group contains 6 to 10 carbons, preferably phenyl, and is optionally substituted with 1 to 3 aryl group substituents; arylalkenyl where the alkenyl chain contains 3 to 6 carbons and 1 to 3 double bonds and the aryl group contains 6 to 10 carbons, preferably phenyl, and is optionally substituted with 1 to 3 aryl group substituents; arylalkynyl where the alkynyl chain contains 3 to 6 carbons and 1 to 3 triple bonds and the aryl group contains 6 to 10 carbons, preferably phenyl, and is optionally substituted with 1 to 3 aryl group substituents; cycloalkyl of 3 to 8 carbons; cycloalkenyl of 3 to 8 carbons; cycloalkylalkyl in which the cycloalkyl group contains 3 to 8 carbons and the alkyl chain contains 1 to 6 carbons; cycloalkenylalkyl in which the cycloalkenyl group contains 3 to 8 carbons and the alkyl chain contains 1 to 6 carbons;

A is halo, hydroxy, alkoxy of 1 to 12 carbons, alkanoyloxy of 1 to 12 carbons or aryloxy, preferably benzoyloxy, or any other pharmaceutically acceptable group that is capable of forming a counterion in a quaternary ammonium salt; and

m, X¹, X², X³, R, R², R³, R⁴, R⁵, R⁶, R⁷, Ar¹ and Ar² are as previously defined.

Preferred among the compounds of formula (I) are those of formula (II) or N-oxides thereof and other pharmaceutically acceptable derivatives:

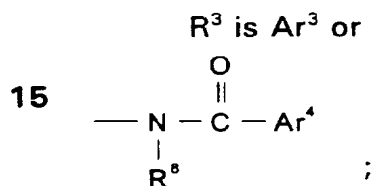


where:

Ar¹ and Ar² are each independently selected from an aryl ring system, preferably a 6- to 10-membered aryl ring system, and a heteroaryl ring system, preferably a 5- to 10-membered heteroaryl ring system, containing 1 or more heteroatoms, preferably 1 to 3 heteroatoms, such as oxygen, sulfur or nitrogen atoms, where the aryl

— 56 —

and heteroaryl ring systems are each optionally substituted with one or more, preferably one to three, aryl group substituents, and is preferably phenyl or pyridyl optionally substituted with halo, halo alkyl, preferably halo lower alkyl, particularly trifluoromethyl, hydroxy, alkyl, alkyloxy, aminosulfonyl, alkylcarbonyl, nitro, amino, aminocarbonyl, phenylcarbonyl that is optionally substituted with 1 or more, preferably 1 to 3, substituents selected from halo, halo lower alkyl and alkyl, or thienyl which is optionally substituted with 1 or more, preferably 1 to 3, substituents selected from halo, haloalkyl or alkyl, in which the alkyl groups are substituted with halo, haloalkyl or alkyl, in which the alkyl groups are straight or branched chains that contain 1 to 12 carbons, preferably are lower alkyl, more preferably containing 1 to 3 carbons;

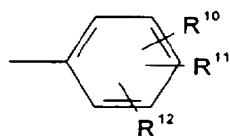


Ar³ is an aryl ring system, preferably a 6- to 10-membered aryl ring system, or a heteroaryl ring system, preferably a 5- to 10-membered heteroaryl ring system, containing 1 or more, preferably 1 to 3, heteroatoms, such as oxygen, sulfur or nitrogen atoms, where the aryl and heteroaryl ring systems are each optionally substituted with one or more, preferably up to 3, aryl group substituents, and is preferably phenyl or pyridyl optionally substituted with halo, halo lower alkyl or lower alkyl;

Ar⁴ is thienyl, furanyl, pyridinyl, thiazolyl, imidazolyl, each of which is unsubstituted or substituted with 1 or more, preferably 1 to 3, aryl group substituents, preferably halo or halo, lower alkyl, or Ar⁴ is a radical of formula:

30

- 57 -



5

in which R¹⁰, R¹¹ and R¹² are each independently selected from hydrogen, alkyl, alkyloxy, halo, haloalkyl, hydroxy, cyano, nitro, amino, alkylamino, di(alkyl)amino, aminocarbonyl, arylcarbonylamino, alkylcarbonylamino, alkylcarbonyl, alkylcarbonyloxy, aminosulfonyl, alkylsulfinyl, alkylsulfonyl, alkylthio, mercapto, C₃₋₆alkenyloxy, C₃₋₆alkynyloxy, arylalkyloxy, aryloxy and alkyl, in which each group is unsubstituted or substituted with up to 4 substituents selected from halo atoms, lower alkyl or halo lower alkyl, and the alkyl groups are straight or branched chains that are preferably lower alkyl, and more preferably C₁₋₃;

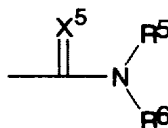
10 R² is alkylene in which the alkylene group is a straight or branched chain containing 1 to 12 carbon atoms, preferably lower alkylene, more preferably containing 1 to 3 carbon atoms and most preferably is $-(CH_2)_2-$ or $-CH_2CH(CH_3)-$ or alkynylene containing 1 to 12 carbon atoms, preferably lower alkynylene, more preferably containing 1 to 3 carbon atoms;

20 R is hydrogen, alkyl, preferably lower alkyl, halo or haloalkyl, and is preferably at the 3-position [relative to the N] is more preferably a 3-lower alkyl, or R is OR⁹ that is preferably in the 3-position;

R⁹ is selected from hydrogen, alkyl, arylalkyl, alkylcarbonyl, aminoalkyl, alkylaminoalkyl, dialkylaminoalkyl, in which the alkyl groups are straight or branched chains, preferably containing 1 to 6 carbon atoms, more preferably 1 to 3 carbon atoms in the chain;

R⁴ is phenyl, pyridyl, cyano or

- 58 -



where

X⁵ is O or S;

R⁵ and R⁶ are either:

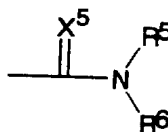
- 5 (i) independently selected from hydrogen, aryl, alkyl, that is a straight or branched chain containing 1 to 6, preferably 1 to 3 carbons, alkenyl that is straight or branched chain, preferably containing 2 to 6 carbons and 1 or 2 double bonds, more preferably containing 1 to 4 carbons and 1 double bond, and is more preferably 2-propenyl, aryl,
- 10 preferably phenyl or arylalkyl, preferably phenylmethyl, or
- (ii) R⁵ and R⁶, together with the nitrogen atom to which each is attached form a 3- to 10-, preferably 4- or 7-, more preferably 5 or 6-, membered heterocyclic ring containing one to three heteroatoms, that is preferably selected from pyrrolidinyl, piperidinyl,
- 15 alkympiperidinyl, morpholinyl, oxadiazolyl or triazolyl radical, each of which is unsubstituted or substituted with one or more substituents selected from halo, halo lower alkyl or lower alkyl, and is more preferably 1,3,4-oxadiazolyl, particularly a 5-substituted 1,3,4-oxadiazolyl in which the substituent is halo, halo lower alkyl, hydroxy, lower alkoxy or lower alkyl,
- 20 a 4-morpholinyl or di(C₁-C₆ alkyl)-morpholinyl, preferably 2,6-di(C₁-C₆ alkyl)-4-morpholinyl;
- R⁷ is -H, -OH, -C(O)OR¹⁷ in which R¹⁷ is hydrogen, alkyl, preferably lower alkyl, more preferably methyl, ethyl or propyl, or aryl, preferably phenyl, -C(O)H- or -R¹⁴OR¹³ in which R¹³ is hydrogen or lower alkyl,
- 25 preferably containing 1-4 carbons, or is an alkanoyl containing 2 to 5, preferably 2 or 3 carbon atoms, and R¹⁴ is lower alkylene, preferably methylene or ethylene, or R¹⁴ is alkenylene; and

-59-

R^8 is hydrogen or alkyl that is a straight or branched chain containing from 1 to 6, preferably 1 to 3, carbon atoms.

In more preferred embodiments all alkyl groups contain from 1 to 3 carbon atoms; R is hydrogen or methyl, R^4 is -CN or

5

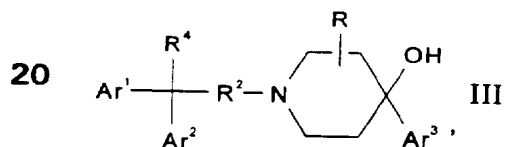


in which:

X^5 is as previously defined

- R^5 and R^6 are each independently hydrogen, straight or branched chain alkyl, alkenyl, preferably methyl, ethyl or propyl, or phenyl, or R^5 and R^6 together with the nitrogen to which each is attached form pyrrolidinyl, piperidinyl or morpholinyl that is preferably unsubstituted, and more preferably where R^7 is OH or $-\text{C}(\text{O})\text{OR}^{17}$ in which R^{17} is hydrogen or methyl, ethyl or propyl which is branched or straight chain, and R^3 is Ar^3 , preferably phenyl, more preferably halo-substituted phenyl.

Among preferred compounds of formula (I) are those of formula (III) or N-oxides thereof and other pharmaceutically acceptable derivatives:



in which:

- Ar^1 and Ar^2 are each independently selected from an aryl ring system, preferably a 6- to 10-membered aryl ring system, and a heteroaryl ring system, preferably a 5- to 10-membered heteroaryl ring system, containing 1 or more heteroatoms, preferably 1 to 3 heteroatoms, and Ar^1 and Ar^2 are preferably independently phenyl or pyridyl, where the aryl and heteroaryl ring systems are each unsubstituted

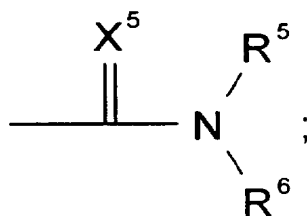
-60-

or substituted with up to three aryl group substituents, preferably selected from halo, haloalkyl or alkyl in which the alkyl groups are straight or branched chains and preferably are lower alkyl containing from 1-6 carbons, more preferably 1-3 carbons;

- 5 R² is alkylene, alkenylene containing one double bond, where the carbon chain in the alkylene or alkenylene group is a straight or branched chain, in which the alkylene group, preferably contains from 1 to 6, more preferably 1 to 3, carbons, alkynylene containing one triple bond, where the carbon chain in the alkylene, alkenylene or alkynylene group is a
- 10 straight or branched chain, in which the alkylene group, preferably contains from 1 to 6, more preferably 1 to 3, carbons;

R is hydrogen, alkyl, preferably lower alkyl, halo or halo lower alkyl, and the alkyl group preferably contains 2 to 6 carbons, more preferably 2 to 3 carbons; and most preferably is a 3-lower alkyl or hydrogen;

- 15 R⁴ is:



where:

X⁵ is as previously defined

R⁵ and R⁶ are either:

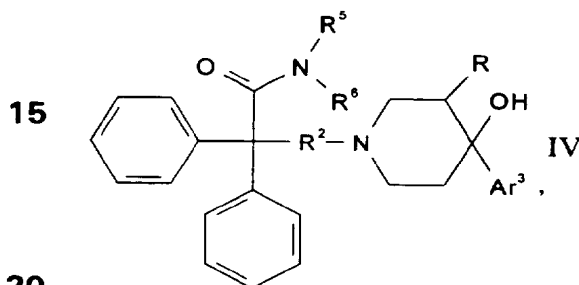
- 20 (i) independently selected from hydrogen or alkyl, alkenyl, or alkynyl which may be a straight or branched chain, and each is preferably lower alkyl, more preferably methyl or ethyl, or
- (ii) R⁵ and R⁶, together with the nitrogen atom to which each is attached, form a 3 to 7, preferably 5 or 6, membered carbon ring or
- 25 heterocyclic ring containing one or two heteroatoms, that is preferably a pyrrolidinyl, piperidinyl, alkylpiperidinyl, morpholinyl, preferably 4-

-61-

morpholinyl, or di(C₁-C₆ alkyl)-morpholinyl, preferably 2,6-di(C₁-C₆ alkyl)-4-morpholinyl, radical; and

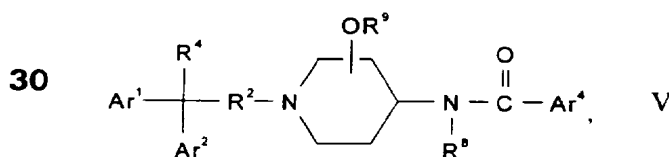
Ar³ is an aryl ring system, preferably a 6- to 10-membered aryl ring system or a heteroaryl ring system, preferably a 5- to 10-membered heteroaryl ring system, containing 1 or more, preferably 1 to 3 heteroatoms, such as oxygen, nitrogen or sulfur atoms, more preferably phenyl or pyridyl, where the aryl and heteroaryl ring systems are each unsubstituted or substituted with up to three aryl group substituents, preferably selected from halo, halo lower alkyl and lower alkyl.

Of the compounds of formula (II), the compounds of formula (IV) are particularly preferred:



in which Ar³ is phenyl that is unsubstituted or preferably substituted with halo or halo lower alkyl, preferably 4-halo. More preferred are those compounds in which R² is -(CH₂)₂-.

In other embodiments, the compounds of formula (I) are those having formula (V) [see, e.g., U.S. Patent No. 4,990,521] or N-oxides thereof and other pharmaceutically acceptable derivatives:

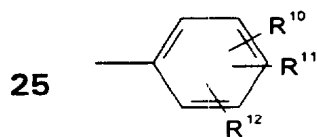


in which:

Ar¹ and Ar² are each independently selected from an aryl ring system, preferably a 6- to 10-membered aryl ring system, and a

-62-

- heteroaryl ring system, preferably a 5- to 10-membered heteroaryl ring system, containing 1 or more, preferably 1 to 3, heteroatoms, such as oxygen, sulfur or nitrogen atoms, where the aryl and heteroaryl ring systems are each optionally substituted with 1 or more, preferably 1 to 3
- 5** aryl group substituents, and is preferably phenyl or pyridyl optionally substituted with halo, halo alkyl, preferably halo lower alkyl, particularly trifluoromethyl, hydroxy, alkyl, alkyloxy, aminosulfonyl, alkylcarbonyl, nitro, amino, aminocarbonyl, phenylcarbonyl which is optionally substituted with 1 or more, preferably 1 to three, substituents selected
- 10** from halo, halo lower alkyl and alkyl, or thienyl which is optionally substituted with 1 or more, preferably 1 to 3, substituents selected from halo, haloalkyl or alkyl, in which the alkyl groups are straight or branched chain and preferably are lower alkyl containing from 1-6 carbons, more preferably 1-3 carbons;
- 15** Ar⁴ is a heteroaryl ring system, preferably a 5- to 10-membered heteroaryl ring system, containing 1 or more, preferably 1 to 3, heteroatoms, such as oxygen, nitrogen and sulfur atoms, preferably thienyl, furanyl, pyridinyl, thiazolyl or imidazolyl, each of which is unsubstituted or substituted with 1 or more, preferably 1 to 3, aryl group
- 20** substituents, preferably halo or halo lower alkyl, or Ar⁴ is a radical of formula:



- in which R¹⁰, R¹¹ and R¹² are each independently selected from hydrogen, alkyl, alkyoxy, halide, hydroxy, cyano, nitro, amino, alkyl-
- 30** amino, di(alkyl)amino, aminocarbonyl, arylcarbonylamino, alkylcarbonyl-amino, alkylcarbonyl, alkylcarbonyloxy, aminosulfonyl, alkylsulfinyl, alkyl-sulfonyl, alkylthio, mercapto, C₃₋₆alkenyloxy, C₃₋₆alkynyloxy, arylalkyloxy, aryloxy, alkyl, in which each group is unsubstituted or substituted with up

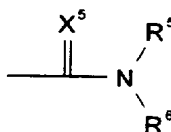
- 63 -

to 4 aryl group substituents, preferably halo atoms, and the alkyl groups are straight or branched chains that are preferably lower alkyl (C₁₋₆) and more preferably C₁₋₃;

R² is alkylene, where the alkylene group is a straight or branched chain, preferably is lower alkylene containing from 1 to 6, preferably 1-3 carbons and more preferably is $-(CH_2)_2-$ or $-CH_2CH(CH_3)-$;

R⁹ is selected from hydrogen, alkyl, arylalkyl, alkylcarbonyl, aminoalkyl, alkylaminoalkyl, dialkylaminoalkyl, in which the alkyl groups are straight or branched chains and preferably contain 1-6 carbons, more preferably 1-3 carbons in the chain:

R⁴ is:



where:

X⁵ is as previously defined;

R⁵ and R⁶ are either:

(i) independently selected from hydrogen, aryl, alkyl that is a straight or branched chain containing preferably 1-6 carbons, more preferably 1-3 carbons, alkenyl that is straight or branched chain, preferably containing 2-6 carbons and 1 double bond, and is more preferably 2-propenyl, aryl, preferably phenyl or arylalkyl, preferably phenylmethyl; or

(ii) R⁵ and R⁶, together with the nitrogen atom to which each is attached, form a 4- to 7-, preferably 5- or 6-, membered heterocyclic ring containing one or two heteroatoms selected from O, S and N, preferably O or N, that is preferably a pyrrolidinyl, piperidinyl, alkylpiperidinyl, morpholinyl, preferably 4-morpholinyl or di(C₁-C₆ alkyl)-morpholinyl, more preferably 2,6-di(C₁-C₆ alkyl)-4-morpholinyl, radical;

— 64 —

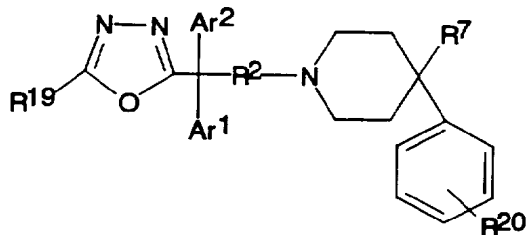
R⁸ is hydrogen or alkyl that is a straight or branched chain, preferably containing from 1 to 6, more preferably 1 to 3, carbons or alkylcarbonyl, preferably lower alkylcarbonyl, such as —C(=O)CH₂CH₃—.

Preferred among these compounds are those in which the substituents in the 3- and 4-positions on the piperidine ring have the trans configuration. More preferred are those in which Ar⁴ is phenyl; R¹⁰ is aryl, loweralkyloxy, C₃₋₆alkenyloxy, C₃₋₆alkynyloxy, or C₁₋₅ alkyl substituted with 1 to 4 halo atoms, and R¹¹ and R¹² are each independently selected from hydrogen, lower alkyl, lower alkyoxy, halo, halo alkyl, hydroxy, cyano, nitro, amino, mono and di(alkyl)amino, aminocarbonyl, aryl-carbonylamino, alkylcarbonylamino, alkylcarbonyl, alkylcarbonyloxy, aminosulfonyl, alkylsulfinyl, alkylsulfonyl, alkylthio and mercapto in which each group is unsubstituted or substituted with up to 4 halo atoms, and the alkyl groups are straight or branched chains that are preferably lower alkyl (C₁₋₆) and more preferably C₁₋₃; R⁵ and R⁶ are independently selected from hydrogen, C₁₋₄alkyl, phenylmethyl and 2-propenyl.

In more preferred compounds R¹⁰ is trifluoromethyl substituted on the meta positions, and R¹¹ and R¹² are each independently hydrogen, methyl, methoxy, halo, hydroxy, nitro, amino, trifluoromethyl, phenylmethoxy, phenyloxy, and propenyloxy. Preferred compounds include trans-3-hydroxy-N,N, γ -trimethyl- α,α -diphenyl-4-[[3-(trifluoromethyl)-benzoyl]amino]-1-piperidinebutanamide.

In other embodiments, the compounds of formula (I) are those having formula (VI) [see, e.g., U.S. Patent No. 4,194,045] or N-oxides thereof and other pharmaceutically acceptable derivatives:

-65-



where:

Ar¹ and Ar² are each independently selected from an aryl ring
 5 system, preferably a 6- to 10-membered aryl ring system, and a
 heteroaryl ring system, preferably a 5- to 10-membered heteroaryl ring
 system, containing 1 or more, preferably 1 to 3, heteroatoms, such as
 oxygen, nitrogen and sulfur atoms, where the aryl and heteroaryl ring
 systems are each optionally substituted with 1 or more, preferably 1 to 3,
 10 aryl group substituents, and are preferably phenyl, alkyl substituted
 phenyl, halo-substituted phenyl, or pyridyl, in which the alkyl groups are
 straight or branched chains and preferably are lower alkyl containing from
 1 to 6 carbons, more preferably 1 to 3 carbons;

R² is alkylene, in which the alkylene group is a straight or branched
 15 chain, preferably lower alkylene containing from 1 to 6, more preferably 1
 to 3 carbons, or is alkenylene containing 2-4 carbons, preferably
 propenylene or ethenylene, and more preferably $-(CH_2)_2-$ or
 $-CH_2CH(CH_3)-$, and most preferably $-(CH_2)_2-$;

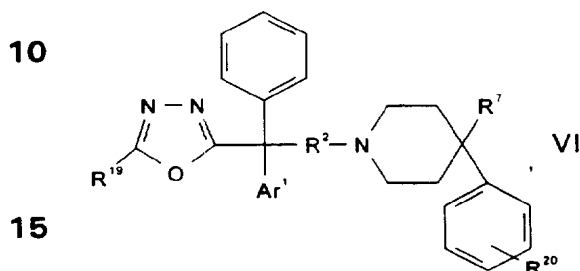
R⁷ is $-R^{14}OR^{13}$ in which R¹³ is hydrogen or lower alkyl, preferably
 20 containing 1-4 carbons, or is an alkanoyl containing 2 to 5 carbons,
 preferably 2 or 3, carbon atoms, and R¹⁴ is lower alkylene or lower
 alkenyl, preferably methylene or ethylene; and

R¹⁹ is hydrogen or lower alkyl, preferably containing 1-4 carbons;
 and

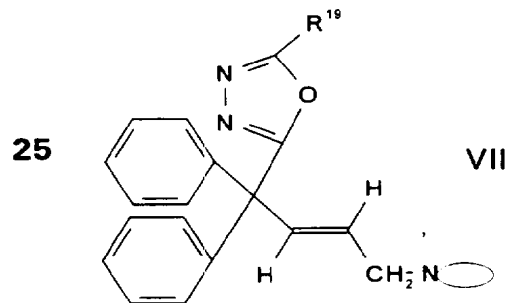
25 R²⁰ is hydrogen, halo, haloalkyl, preferably trifluoromethyl, or lower
 alkyl, preferably containing 1-4 carbons.

— 66 —

Preferred among the compounds of formula (VI) are compounds in which R^{13} is hydrogen or lower alkyl or alkanoyl having 2-5 carbon atoms; R^{14} is methylene or ethylene; R^{19} is hydrogen or methyl; R^{20} is hydrogen, halogen or methyl; R^2 is $-(CH_2)_2-$; and Ar^1 and Ar^2 are phenyl. Such preferred compounds include, for example, 5-[1,1-diphenyl-3-(4-phenyl-4-methanopiperidino)propyl]-2-methyl-1,3,4-oxadiazole. More preferred among the compounds of formula VI, are compounds having the formula:



In other embodiments, the compounds of formula (I) are those having formula (VII) [see, e.g., U.S. Patent No. 3,996,214] or N-oxides thereof and other pharmaceutically acceptable derivatives:



where:

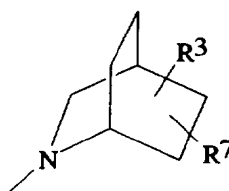
R^{19} is lower alkyl, preferably containing from 1-3 carbon atoms; the configuration of the double bond is trans; and

—N— is a tertiary amine selected from azabicycloalkyls containing from 6 to 9 carbon atoms with at least 5 atoms in each ring, where each ring is preferably pyrrolidino, piperidino or hexamethylenimino, and where the tertiary amine is preferably 7-azabicyclo[2.2.1]hept-7-yl, 2-azabicyclo[2.2.2]oct-2-yl, 2-azabicyclo[3.2.1]oct-2-yl, 3-azabicy-

35

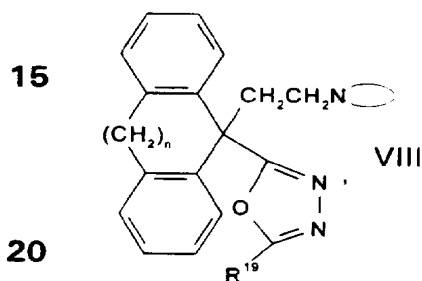
- 67 -

clo[3.2.1]oct-3-yl, 6-azabicyclo[3.2.1]oct-6-yl, 3-azabicyclo[3.2.2]non-3-yl, 8-azabicyclo[4.3.0]non-8-yl, 2-azabicyclo[3.2.2]non-2-yl, 2-azabicyclo[3.3.1]non-2-yl, 3-azabicyclo[3.3.1]non-3-yl, 2-azabicyclo[4.3.0]non-2-yl, 7-azabicyclo[4.3.0]non-7-yl, 8-azabicyclo[4.3.1]dec-8-yl, 2-azabicyclo[4.4.0]dec-2-yl, and 7-azabicyclo[4.2.2]dec-7-yl, and is more

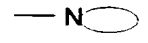
preferably:  , where R³ and R⁷ are as previously defined.

Preferred compounds include, for example, 5-[1,1-diphenyl-4-(2-azabicyclo[2.2.2]oct-2-yl)but-2-trans-en-1-yl]-2-methyl-1,3,4-oxadiazole.

In other embodiments, the compounds of formula (I) are those having formula (VIII) [see, e.g., U.S. Patent No. 4,012,393] or N-oxides thereof and other pharmaceutically acceptable derivatives:

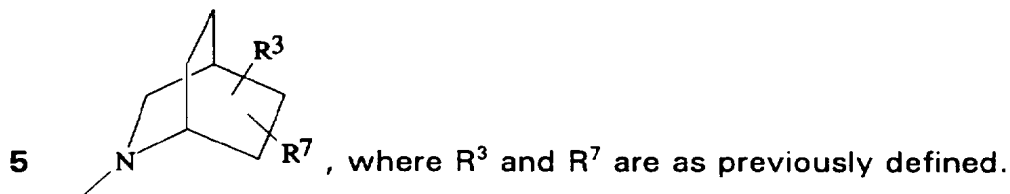


where:

R¹⁹ is lower alkyl, preferably containing from 1-3 carbon atoms, preferably methyl, n is an integer from 1 to 3, preferably 2 or 3; and  is a tertiary amine selected from azabicycloalkyls containing from 6 to 9 carbon atoms with at least 5 atoms in each ring, where each ring is preferably pyrrolidino, piperidino or hexamethylenimino, and where the tertiary amine is preferably 7-azabicyclo[2.2.1]hept-7-yl, 2-azabicyclo[2.2.2]oct-2-yl, 2-azabicyclo[3.2.1]oct-2-yl, 3-azabicyclo[3.2.1]oct-3-yl, 6-azabicyclo[3.2.1]oct-6-yl, 3-azabicyclo[3.2.2]non-3-yl, 8-azabicy-

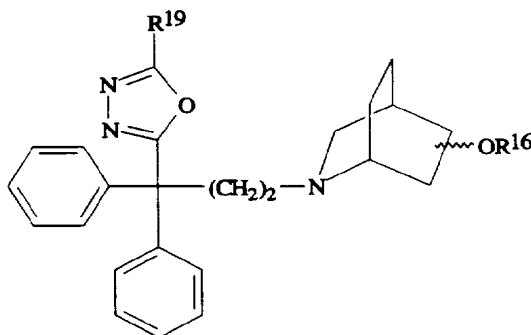
— 68 —

clo[4.3.0]-non-8-yl, 2-azabicyclo[3.2.2]non-2-yl, 2-azabicyclo[3.3.1]non-2-yl, 3-azabicyclo[3.3.1]non-3-yl, 2-azabicyclo[4.3.0]non-2-yl, 7-azabicyclo[4.3.0]non-7-yl, 8-azabicyclo[4.3.1]dec-8-yl, 2-azabicyclo[4.4.0]dec-2-yl, and 7-azabicyclo[4.2.2]dec-7-yl, and is more preferably:



Preferred compounds include, for example, 2-{5-[2-(2-azabicyclo[2.2.2]oct-2-yl)ethyl]-10,11-dihydro-5H-dibenzo[a,d]cyclohepten-5-yl}-5-methyl-1,3,4-oxadiazole; and 2-{12-[2-(2-azabicyclo[2.2.2]oct-2-yl)ethyl]-5,6,7,12-tetrahydrodibenzo[a,d]cycloocten-12-yl}-5-methyl-1,3,4-oxadiazole.

In other embodiments, the compounds of formula (I) are those having formula (IX) [see, *e.g.*, U.S. Patent No. 4,013,668] or N-oxides thereof and other pharmaceutically acceptable derivatives:

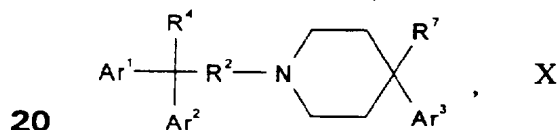


15 in which R¹⁹ is lower alkyl; R¹⁸ is hydrogen or lower alkanoyl containing 2 to 7, preferably 2 or 3, carbon atoms, or preferably R¹⁸ is hydrogen or acetyl, and is attached at the 5 or 6 position in either the endo or exo configuration.

- 69 -

Preferred among the compounds of formula (IX) are: 5-[1,1-diphenyl-3-(exo-5-hydroxy-2-azabicyclo[2.2.2]oct-2-yl)-propyl]-2-methyl-1,3,4-oxadiazole; 5-[1,1-diphenyl-3-(exo-5-acetoxy-2-azabicyclo[2.2.2]oct-2-yl)-propyl]-2-methyl-1,3,4-oxadiazole; 5-[1,1-diphenyl-3-(endo-5-acetoxy-2-azabicyclo[2.2.2]oct-2-yl)-propyl]-2-methyl-1,3,4-oxadiazole; 5-[1,1-diphenyl-3-(endo-5-hydroxy-2-azabicyclo[2.2.2]oct-2-yl)-propyl]-2-methyl-1,3,4-oxadiazole; 5-[1,1-diphenyl-3-(endo-6-acetoxy-2-azabicyclo[2.2.2]oct-2-yl)-propyl]-2-methyl-1,3,4-oxadiazole; 5-[1,1-diphenyl-3-(endo-6-hydroxy-2-azabicyclo[2.2.2]oct-2-yl)-propyl]-2-methyl-1,3,4-oxadiazole; 5-[1,1-diphenyl-3-(exo-6-acetoxy-2-azabicyclo[2.2.2]oct-2-yl)-propyl]-2-methyl-1,3,4-oxadiazole; and 5-[1,1-diphenyl-3-(exo-6-hydroxy-2-azabicyclo[2.2.2]oct-2-yl)-propyl]-2-methyl-1,3,4-oxadiazole.

In other embodiments, the compounds of formula (I) are those having formula (X) [see, e.g., U.S. Patent No. 4,069,223] or N-oxides thereof and other pharmaceutically acceptable derivatives:



in which:

Ar¹, Ar², and Ar³ are each independently selected from an aryl ring system, preferably a 6 to 10-membered aryl ring system, more preferably phenyl, optionally substituted with 1 or more, preferably 1 to 3, more preferably 1 or 2, aryl group substituents, preferably halo, lower alkyl or halo lower alkyl;

R² is alkylene, in which the alkylene group is a straight or branched chain, preferably is lower alkylene containing from 1 to 6, preferably 1-3 carbons, or is alkenylene containing 2-4 carbons, preferably 2 or 3 carbons, and is more preferably is -(CH₂)₂- or -CH₂CH(CH₃)-, and most preferably -(CH₂)₂-;

-70-

R⁴ is an aryl ring system, preferably a 6 to 10-membered aryl ring system, or a heteroaryl ring system, preferably a 5 to 10-membered heteroaryl ring system, containing 1 or more, preferably 1 to 3, heteroatoms, such as oxygen, nitrogen and sulfur atoms, preferably phenyl or pyridyl, optionally substituted with 1 or more, preferably 1 to 3, aryl group substituents, preferably halo, halo lower alkyl or lower alkyl; and

R⁷ is C(O)OR¹⁷ in which R¹⁷ is hydrogen or lower alkyl, -R¹⁴OR¹³ or CH₂NR¹⁵R¹⁶ in which R¹⁵ is hydrogen, lower alkyl or lower alkanoyl and R¹⁶ is hydrogen or lower alkyl. In more preferred embodiments of the compounds of formula (X), Ar¹, Ar² and Ar³ are each phenyl and R⁴ is phenyl or pyridyl.

Included among the preferred compounds of these compounds of formula (X) are, for example, 4-amino-methyl-4-phenyl-1-(3,3,3-triphenylpropyl)piperidine and N-{[4-phenyl-1-(3,3,3-triphenylpropyl)piperidine-4-yl][methyl]acetamide.

In other embodiments, the compounds are those of formula (X) [see, e.g., U.S. Patent No. 4,066,654] in which Ar¹, Ar² and Ar³ are each independently selected from among phenyl that is unsubstituted or substituted with up to three aryl group substituents, preferably at one or two positions with halo, lower alkyl or halo lower alkyl, preferably containing 1 to 4 carbons; R² is alkyl, where the alkylene group is a straight or branched chain, preferably is lower alkylene containing from 1 to 6, preferably 1-3 carbons, or is alkenylene, preferably a branched chain, containing 2-4 carbons, preferably alkenylene containing 3 or 4 carbons, and more preferably is -(CH₂)₂- or -CH₂CH(CH₃)-, and most preferably -(CH₂)₂-; R⁴ is phenyl or pyridyl, each of which is unsubstituted or is substituted with 1 or more, preferably 1 to 3, aryl group substituents, such as halo or lower alkyl, preferably containing 1 to 4 carbons; R⁷ is C(O)OR¹⁷ in which R¹⁷ is hydrogen, alkyl containing

- 71 -

from 1 to 7 carbons or alkenyl having 3 to 7 carbon atoms, aryl or heteroaryl, particularly pyridyl, phenyl, tolyl, ethylphenyl, butylphenyl, halophenyl, alkenyl containing 3 to 7 carbons and having formula $-C_nH_{(2n-1)}$, where n is an integer from 3 to 7, or is an alkali metal or
 5 alkaline earth metal salt, such as sodium, potassium, calcium, and ammonium. In preferred embodiments, Ar^1 and Ar^2 are phenyl and R^4 is phenyl or 2-, 3- or 4-pyridyl.

Among the preferred of these compounds of formula (X) are, for example, 1-(3,3,3-triphenylpropyl)-4-phenyl-4-piperidinecarboxylic acid
 10 and the hydrochloride salt thereof; ethyl 1-(3,3,3-triphenylpropyl)-4-phenyl-4-piperidinecarboxylate; potassium 1-(3,3,3-triphenylpropyl)-4-phenyl-4-piperidinecarboxylate; sodium 1-(3,3,3-triphenylpropyl)-4-phenyl-4-piperidinecarboxylate; 1-[3,3-diphenyl-3-(2-pyridyl)propyl]4-phenyl-4-piperidine carboxylic acid hydrochloride; sodium 1-[3,3-diphenyl-3-(2-
 15 pyridyl)propyl]-4-phenyl-4-piperidinecarboxylate; ethyl 1-[3,3-diphenyl-3-(2-pyridyl)propyl]-4-phenyl-4-piperidinecarboxylate; potassium 1-[3,3-diphenyl-3-(2-pyridyl)propyl]-4-phenyl-4-piperidinecarboxylate.

In other embodiments, the compounds are those of formula (X) [see, *e.g.*, U.S. Patent No. 4,072,686] in which Ar^1 , Ar^2 and Ar^3 are each
 20 independently selected from among phenyl that is unsubstituted or substituted with up to three aryl group substituents, which are preferably halo, lower alkyl or halo lower alkyl, preferably containing 1 to 4 carbons; R^2 is alkylene, where the alkylene group is a straight or branched chain, preferably is lower alkylene containing from 1 to 6, preferably 1-3
 25 carbons, or is alkenylene containing 2-4 carbons, preferably alkenylene containing 3 or 4 carbons, and is more preferably $-(CH_2)_2-$ or $-CH_2CH(CH_3)-$, and most preferably $-(CH_2)_2-$; R^4 is phenyl or pyridyl, each of which is unsubstituted or is substituted with up to three aryl group substituents, preferably halo or lower alkyl, where the alkyl
 30 preferably contains 1 to 4 carbons; R^7 is $-R^{14}OR^{13}$ in which R^{13} is

-72-

hydrogen or lower alkyl, preferably containing 1-4 carbons, or is an alkanoyl containing 2 to 5, preferably 2 or 3, carbon atoms, and R¹⁴ is lower alkylene containing 1 to 4 carbons, and is preferably methylene or ethylene, or is lower alkenylene containing 2 to 4 carbons, having formula

5 $-C_nH_{2n-1}-$ where n is an integer from 1 to 4, containing preferably 3 or 4 carbons. In preferred embodiments, Ar¹ and Ar² are phenyl and R⁴ is phenyl or 2-, 3- or 4-pyridyl.

Among the preferred of these compounds of formula (X) are, for example, 1-(3,3,3-triphenylpropyl)-4-phenyl-4-piperidinemethanol; 1-[3,3-

10 diphenyl-3-(2-pyridyl)propyl]-4-phenyl-4-piperidinemethanol; 1-(3,3,3-triphenylpropyl)-4-phenyl-4-acetoxymethyl-piperidine; 1-(3,3,3-triphenylpropyl)-4-phenyl-4-methoxymethyl-piperidine; 1-(3,3,3-triphenylpropyl)-4-(4-chlorophenyl)-4-piperidinemethanol; 1-[3-*p*-chlorophenyl-3,3-diphenylpropyl]-4-(phenyl)-4-piperidinemethanol; 1-[3-(*p*-tolyl)-3,3-diphenylpropyl]-

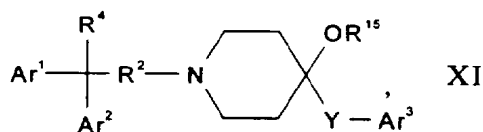
15 4-(phenyl)-4-piperidinemethanol; 1-[3-(*p*-bromophenyl)-3,3-diphenylpropyl]-4-(phenyl)-4-piperidinemethanol; 1-[3,3-diphenyl-3-(4-pyridyl)propyl]-4-phenyl-4-piperidinemethanol; 1-[3,3-diphenyl-3-(3-pyridyl)propyl]-4-phenyl-4-piperidinemethanol; 1-(3,3,3-triphenylpropyl)-4-phenyl-4-hexoxymethyl-piperidine; 1-(3,3,3-triphenylpropyl)-4-(*p*-tolyl)-4-

20 piperidinemethanol; 1-(3,3,3-triphenylpropyl)-4-(*p*-trifluoromethylphenyl)-4-piperidinemethanol; 1-(4,4,4-triphenylbutyl)-4-(phenyl)-4-piperidinemethanol; 1-(3,3,3-triphenylpropyl)-4-phenyl-4-methoxyethylpiperidine; 1-[3,3-diphenyl-3-(2-pyridyl)propyl]-4-phenyl-4-methoxyethylpiperidine; 1-(3,3,3-triphenylpropyl)-4-phenyl-4-piperidinemethanol; 1-[3,3-diphenyl-3-

25 (2-pyridyl)propyl]-4-phenyl-4-piperidinemethanol; and acid salts thereof.

In other embodiments, the compounds of formula (I) are those having formula (XI) [see, e.g., U.S. Patent No. 4,116,963] or N-oxides thereof and other pharmaceutically acceptable derivatives thereof:

-73-



5

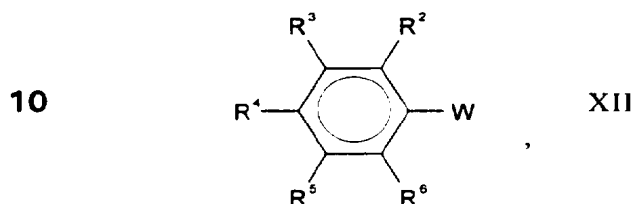
where:

- Ar¹, Ar² and Ar³ are each independently selected from an aryl ring system, preferably a 6- to 10-membered aryl ring system, most preferably phenyl that is unsubstituted or substituted with 1 or more, preferably 1 to 3, aryl group substituents, preferably selected from halo, halo lower alkyl or lower alkyl, preferably containing 1 to 4 carbons; R² is alkylene, where the alkylene group is a straight or branched chain, preferably is lower alkylene containing from 1 to 6, preferably 1-3 carbons, or is alkenylene containing 2-4 carbons, preferably alkenylene containing 2 to 4, preferably 3 or 4 carbons, and more preferably is $-(CH_2)_2-$ or $-CH_2CH(CH_3)-$, and most preferably is $-(CH_2)_2-$; R⁴ is an aryl ring system, preferably a 6- to 10-membered aryl ring system, most preferably phenyl, or a heteroaryl ring system, preferably a 5- to 10-membered heteroaryl ring system, containing 1 or more, preferably 1 to 3, heteroatoms, such as oxygen, nitrogen and sulfur atoms, most preferably pyridylphenyl that is unsubstituted or is substituted with 1 or more, preferably 1 to 3, aryl group substituents, preferably selected from halo, halo lower alkyl or lower alkyl, preferably containing 1 to 4 carbons; R¹⁵ is hydrogen, alkyl, containing 1 to 12 carbons, preferably lower alkyl, or alkanoyl containing 2 to 12 carbons, preferably lower alkanoyl; and Y is alkylene having 1 to 3 carbons, and is preferably $-CH_2-$.

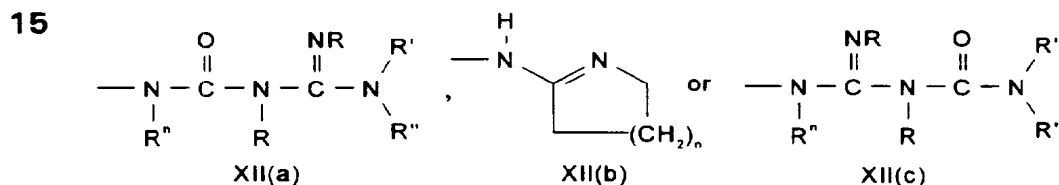
- Among the preferred compounds of formula (XI) are, for example, 1-(3,3,3-triphenylpropyl)-4-hydroxy-4-benzylpiperidine and 1-(3,3,3-triphenylpropyl)-4-hydroxy-4-benzylpiperidine; hydrochloride; 1-(3,3,3-triphenylpropyl)-4-hydroxy-4-p-chlorobenzylpiperidine; 1-(3,3,3-triphenylpropyl)-4-hydroxy-4-p-methylbenzylpiperidine; and 1-[3,3-diphenyl-3-(2-pyridyl)propyl]-4-benzyl-4-hydroxypiperidine.

- 74 -

In other embodiments, the compounds are amidinoureas [see, U.S. Patent No. 4,326,075, U.S. Patent No. 4,203,920, U.S. Patent No. 4,115,564, U.S. Patent No. 4,060,635 and U.S. Patent No. 4,025,652] or are 2-[(aminophenyl and amidophenyl)amino]-1-azacycloalkanes [see, U.S. Patent No. 4,533,739] that have formula XII or pharmaceutically acceptable derivatives, including the non-toxic acid addition salts thereof:



where W is



20

In the compounds of formula (XII), W is XII(a), XII(b) or XII(c).

(i) When, W is XII(a) or XII(c), then R², R³, R⁴, R⁵ and R⁶, which are the same or different, are each independently selected from: hydrogen, halo, lower alkyl, halo lower alkyl, nitro, lower alkoxy, hydroxy, aryl lower alkoxy, acyloxy, cyano, halo lower alkoxy or lower alkyl sulfonyl; R is hydrogen or lower alkyl; R' and R'' are hydrogen, alkyl, cycloalkyl or aralkyl, or R' and R'' together form a 5-7 atom ring that includes 0 to 2 hetero atoms selected from N, O or S; and Rⁿ is hydrogen or lower alkyl, provided that at least one of R, R' and R'' is other than hydrogen, and the non-toxic acid addition salts thereof.

When W is XII(a) or XII(c) preferred compounds are those in which: R², R³, R⁴, R⁵ and R⁶ are hydrogen, halo, lower alkyl, halo lower alkyl, nitro, hydroxy or lower alkoxy; and R and Rⁿ are hydrogen or lower alkyl and R' and R'' are hydrogen or alkyl; provided R, R' and R'' are not all hydrogen at the same time.

35

- 75 -

More preferred compounds, when W is XII(a) include those where:
R² is hydrogen or lower alkyl; R³ and R⁵ are hydrogen, hydroxy or lower
alkoxy; R⁴ is hydrogen, lower alkyl, hydroxy, lower alkoxy or halo, R⁶ is
hydrogen, lower alkyl, nitro, alkoxy or halo; R and Rⁿ are hydrogen or
5 lower alkyl; and R' and R'' are hydrogen or alkyl; provided R, R' and R''
are not all hydrogen at the same time.

More preferred compounds, when W is XII(c), include those where:
R², R³, R⁴, R⁵ and R⁶ are hydrogen, chloro, bromo, fluoro, methyl, ethyl,
trifluoromethyl, nitro, methoxy or hydroxy; R and Rⁿ are hydrogen or
10 lower alkyl; and R' and R'' are hydrogen or alkyl; provided R, R' and R''
are not all hydrogen at the same time.

The most preferred compounds, when W is XII(a), are those where:
R² is hydrogen, methyl or ethyl; R³ is hydrogen, hydroxy or methoxy; R⁴ is
hydrogen, methyl, ethyl, hydroxy, methoxy, chloro or bromo; R⁵ is
15 hydrogen, hydroxy or methoxy; R⁶ is hydrogen, methyl, ethyl, nitro,
methoxy, ethoxy, chloro, bromo or fluoro; R and Rⁿ are hydrogen, methyl
or ethyl; and R' and R'' are hydrogen, methyl, ethyl, propyl, i-propyl,
butyl, i-butyl, sec-butyl, t-butyl, pentyl, hexyl or heptyl; provided R, R'
and R'' are not all hydrogen at the same time. The most preferred
20 compounds, when W is XII(c), include those where: R² and R⁶ are lower
alkyl or lower alkoxy; and R³, R⁴ and R⁵ are halo, halo lower alkyl, lower
alkoxy or hydroxy.

Other preferred compounds, when W is XII(a) include those in
which the compounds have a R², R⁶-di-lower alkyl substitution; R²-lower
25 alkyl substitution; R², R⁶-lower alkyl, alkoxy substitution; R², R⁶-lower
alkyl, halo substitution; R², R⁶-alkyl, nitro substitution; R², R⁴, R⁶-tri-lower
alkyl substitution, or R², R⁴, R⁶-lower alkyl, di-halo substitution.

Other preferred compounds have an R³, R⁴-hydroxy or alkoxy substitution;
a R³, R⁴, R⁵-hydroxy or alkoxy substitution; R², R⁵-di-halo substitution or
30 R², R⁶-di-halo substitution.

— 76 —

Other preferred compounds, when W is XII(a) include those that in which R, R' and R" are hydrogen or lower alkyl substitution, provided that all are not hydrogen at the same time; or R and R' are hydrogen or lower alkyl and R" is an alkyl group from 3 to 7 carbon atoms.

- 5** Other preferred compounds, when W is XII(c), include those in which the compounds have R³, R⁴-dihalo substitution; R³, R⁴ and/or R³, R⁴ and R⁵ alkoxy or hydroxy substitution; R², R⁶-dilower alkyl substitution; or R², R⁶-lower alkyl, alkoxy substitution. Other preferred compounds have an R, R' and R" hydrogen or lower alkyl substitution, provided all are not
- 10** hydrogen at the same time; or R and R' are hydrogen or lower alkyl and R" is alkyl containing from 3 to 7 carbon atoms.

- When W is XII(a), preferred compounds include, but are not limited to: 1-amidino-3-(2-methyl-6-chlorophenyl)urea; 1-amidino-3-(2-chloro-4-methylphenyl)urea; 1-amidino-3-(2-methyl-6-bromophenyl)urea; 1-amidino-
- 15** 3-(2-chloro-5-bromophenyl)urea; 1-amidino-3-(2,5-dichlorophenyl)-urea; 1-amidino-3-(2-methyl-6-ethylphenyl)urea; 1-amidino-3-(2-ethyl-6-trifluoromethylphenyl)urea; 1-amidino-3-(3,4-dimethoxyphenyl)urea; 1-amidino-3-(3,4,5-trimethoxyphenyl)urea; 1-amidino-3-(3,4,5-tribenzyloxyphenyl)urea; 1-amidino-3-(2,4-dimethyl-6-nitrophenyl)urea; 1-amidino-3-
- 20** (2-ethylphenyl)urea; 1-amidino-3-(2,4-dimethyl-6-methoxyphenyl)urea; and 1-amidino-3-(2-methyl-4-methoxy-6-chlorophenyl)urea.

- When W is XII(c), preferred compounds include, but are not limited to: *m*-chlorophenylamidinourea; *p*-chlorophenylamidinourea; 3,4-dichlorophenylamidinourea; *m*-bromophenylamidinourea; *p*-bromophenylamidino-
- 25** urea; 3,4-dibromo-phenylamidinourea; 3-chloro-4-bromophenylamidino-urea; 3-bromo-4-chlorophenylamidinourea; 3-chloro-4-fluorophenylamidi-
nourea; 3-bromo-4-fluorophenylamidinourea; 3-fluoro-4-chlorophenylamidi-
nourea; 2,6-dimethylphenylamidinourea; 2,6-diethylphenylamidinourea; 2-
methyl-6-ethylphenylamidinourea; 2-methyl-6-methoxyphenylamidinourea;
- 30** 2-methyl-6-ethoxyphenylamidinourea; 2-ethyl-6-methoxyphenylamidino-

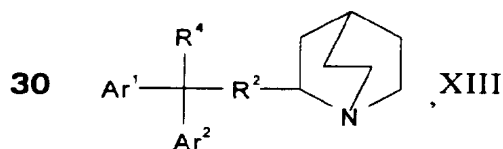
-77-

urea; 2-ethyl-6-ethoxyphenylamidinourea; 3,4-dimethoxyphenylamidinourea; 3,4-dihydroxyphenylamidinourea; 3,4,5-trimethoxyphenylamidinourea; and 3,4,5-trihydroxyphenylamidinourea.

- (ii) In the compounds of formula (XII) or the pharmacologically acceptable salts thereof, when W is XII(b), when n is 1 to 3, preferably 1; **5** R^2 , R^6 and R^3 , which are independently selected and are the same or different, are selected from among: (a) hydrogen; (b) alkyl or 1 to 6 carbon atoms, inclusive; or (c) halogen; with the proviso that R^2 and R^6 are not hydrogen at the same time; and one of R^4 and R^5 is hydrogen, **10** alkyl of 1 to 6 carbon atoms, inclusive, or halogen and the other is of the formula: $-NR^8R^7$ in which R^8 and R^7 , which are the same or different, are selected from among: (a) hydrogen; (b) alkyl of 1 to 6 carbon atoms, inclusive; (c) alkoxycarbonyl of 2 to 7 carbon atoms, inclusive; (d) aryloxycarbonyl of 6 to 12 carbon atoms inclusive; (e) alkylcarbonyl of 2 **15** to 7 carbon atoms inclusive; (f) arylcarbonyl of 6 to 12 carbon atoms, inclusive; (g) hydroxyalkoxycarbonyl of 3 to 7 carbon atoms, inclusive; (h) R^8 and R^7 are taken together to form (1) $-(CH_2)_p-$; where p is 4 or 5; (2) $-(CH_2)_mCO-$, where m is 3 or 4; (i) haloalkylcarbonyl of 2 to 7 carbon atoms, inclusive; where n is an integer of from 1 to 3, inclusive.

- 20** Preferred among the compounds of formula (XII) in which W is XII(b) are: 2-[(2-methyl-3-aminophenyl)amino]-1-pyrroline, dihydrochloride; 2-[(2-methyl-3-acetamidophenyl)amino]-1-pyrroline, hydrochloride; and 2-[(2-methyl-3-(ethoxycarbonylamino)phenyl)amino]-1-pyrroline, hydrochloride.

- 25** Also among the compounds of formula (I) of interest herein are the 2-substituted-1-azabicyclo[2,2,2]octanes [see, U.S. Patent No. 4,125,531] of formula XIII:



- 78 -

where:

R² is lower alkylene, preferably containing 1 to 3 carbons;

Ar¹ and Ar² are each independently selected from an aryl ring system, preferably a 6- to 10-membered aryl ring system, and a
5 heteroaryl ring system, preferably a 5- to 10-membered heteroaryl ring system, containing 1 or more, preferably 1 to 3, heteroatoms, such as oxygen, sulfur or nitrogen atoms, where the aryl and heteroaryl ring systems are each optionally substituted with 1 or more, preferably 1 to 3
10 aryl group substituents, and each is preferably phenyl or pyridyl optionally substituted with halo, halo alkyl, preferably halo lower alkyl, particularly trifluoromethyl, hydroxy, alkyl, alkyloxy, aminosulfonyl, alkylcarbonyl, nitro, amino, aminocarbonyl, phenylcarbonyl that is optionally substituted with 1 or more, preferably 1 to 3, substituents selected from halo, halo
15 lower alkyl and alkyl, or thienyl that is optionally substituted with 1 or more, preferably 1 to 3, substituents selected from halo, haloalkyl and alkyl, in which the alkyl groups are straight or branched chains and preferably are lower alkyl containing from 1-6 carbons, more preferably 1-3; and

R⁴ is selected from alkyl containing from 1 to 8 carbons, preferably
20 1 to 6, more preferably 1 to 3 carbons, or is alkenyl containing 3 to 6 carbon atoms, or is cycloalkyl containing from 3 to 6 carbons, or is cycloalkyl alkyl in which the cycloalkyl contains 3 to 6 carbons and the alkyl contains 1 to 3 carbons, or is a cycloalkenyl containing 4 to 7 carbons. Preferred among compounds of formula XIII are 2-(2,2-di-
25 phenylpentyl)-1-azabicyclo[2.2.2]octane, 2-(2,2-diphenylhexyl)-1-azabicyclo[2.2.2]octane, 2-(2,2-diphenylpropyl)-1-azabicyclo[2.2.2]octane, 2-(2,2-diphenyloctyl)-1-azabicyclo[2.2.2]octane and 2-(2,2-diphenylheptyl)-1-azabicyclo[2.2.2]octane.

- 79 -

Other compounds of interest for use in the methods of preventing or treating hyperalgesia provided herein include certain phenylacetamide derivatives [see, U.S. Patent No. 5,242,944], including, but not limited to N-((3,4-dimethylphenyl)propyl)-4-(2-aminoethoxy)-3-methoxy-phenylacetamide, N-((3,4-dimethylphenyl)propyl)-4-(2-aminoethoxy)-3-hydroxy-phenylacetamide, N-((3,4-dimethylphenyl)propyl)-4-(2-aminoethoxy)-3-aminophenylacetamide, N-((3-methylphenyl)propyl)-4-(2-aminoethoxy)-3-methoxy-phenylacetamide, N-((3-methylphenyl)propyl)-4-(2-aminoethoxy)-3-hydroxy-phenylacetamide and N-((3-dimethylphenyl)propyl)-4-(2-aminoethoxy)-3-aminophenylacetamide and other such compounds.

Also of interest are 3-hydroxy-7-oxomorphinans and 3-hydroxy-7-oxoisomorphinans [see, U.S. Patent No. 4,277,605] including, but not limited to: 3-hydroxy-7-oxomorphinan and 3-hydroxy-7-oxoisomorphinans including d,l-3-hydroxy-7-oxo-N-methylmorphinan, l-3-hydroxy-7-oxo-N-methylmorphinan, d,l-3-hydroxy-7-oxomorphinan, l-3-hydroxy-7-oxomorphinan, d,l-3-hydroxy-7-oxo-N-methylisomorphinan, l-3-hydroxy-7-oxo-N-methylisomorphinan, d,l-3-hydroxy-7-oxoisomorphinan l-3-hydroxy-7-oxoisomorphinan and quaternary ammonium salts thereof, and other such compounds.

Among other opioid compounds for use herein are enkephalin analogs, such as metkephamid H-L-Tyr-D-Ala-Gly-L-Phe-N(Me)Met-NH₂; see, e.g., U.S. Patent No. 4,430,327; Burkhardt *et al.* (1982) *Peptides* 3:869-871; Frederickson *et al.* (1991) *Science* 211:603-605), [D-Thr², Δ³-Pro⁵]-enkephalinamide, and other such analogs that have been designed not to pass through the blood-brain barrier or to exhibit minimal CNS effects relative to anti-diarrheal activity, such as synthetic opioid peptides, including H-Tyr-D-Nva-Phe-Orn-NH₂, H-Tyr-D-Nle-Phe-Orn-NH₂, H-Tyr-D-Arg-Phe-A₂bu-NH₂, H-Tyr-D-Arg-Phe-Lys-NH₂, and H-Lys-Tyr-D-Arg-Phe-Lys-NH₂ [see, U.S. Patent No. 5,312,899; see, also Gesellchen

- 80 -

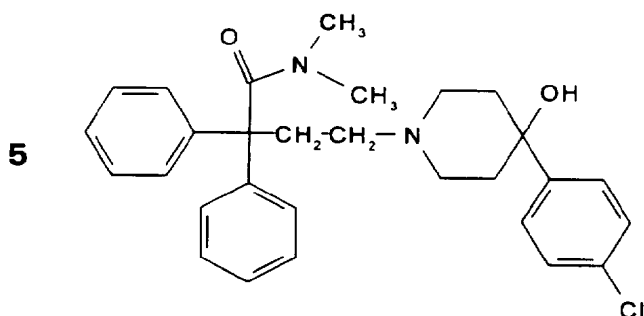
et al. (1981) Pept.: Synth., Struct., Funct., Proc. Am. Pept. Symp., 7th;
Rich et al. (Eds), Pierce Chem. Co., Rockford, Ill, pp. 621-62] that do not
cross the blood brain barrier.

Of all of the above compounds, those of formulae (I) are presently
5 preferred. Those of formulae (II)-(IV) are more preferred and of those the
following compounds or N-oxides or pharmaceutically active acid addition
salts thereof are particularly preferred: 1-[4-(4-hydroxy-4-phenyl-1-
piperidino)-2,2-diphenylbutyryl]piperidine; 4-{4-[4-hydroxy-4-(3-trifluoro-
methylphenyl)-1-piperidino]-2,2-diphenylbutyryl}morpholine; 1-{4-[4-hy-
10 droxy-4-(3-trifluoromethylphenyl)-1-piperidino]-2,2-diphenylbutyl}piperi-
dine; 4-(*p*-chlorophenyl)-4-hydroxy-N-N- γ -trimethyl- α,α -diphenyl-1-piperi-
dine-1-butyramide; 4-(*p*-chlorophenyl)-4-hydroxy-N-N-dimethyl- α,α -di-
phenyl-1-piperidine-1-butyramide (loperamide); 4-(3,4-dichlorophenyl)-
N,N-diethyl-4-hydroxy- α,α -diphenyl-1-piperidine-1-butyramide; 4-(3,4-
15 dichlorophenyl)-4-hydroxy-N,N-dimethyl- α,α -diphenyl-1-piperidine-1-buty-
ramide; 4-(4-chloro-3-trifluoromethylphenyl)-4-hydroxy-N,N-dimethyl- α,α -
diphenyl-1-piperidine-1-butyramide; 4-(*p*-fluorophenyl)-4-hydroxy-N-N- γ -
trimethyl- α,α -diphenyl-1-piperidine-1-butyramide; 4-(*p*-bromophenyl)-4-
hydroxy-N,N-dimethyl- α,α -diphenyl-1-piperidine-1-butyramide; 1-{4-[4-
20 (3,4-dichlorophenyl)-4-hydroxypiperidino]-2,2-diphenylbutyryl}pyrrolidine;
and 4-(*p*-chlorophenyl)-N-ethyl-4-hydroxy-N-methyl- α,α -diphenyl-1-piperi-
dine-1-butyramide.

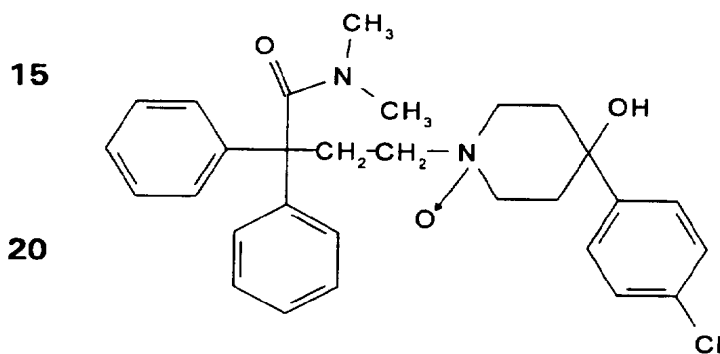
Diphenoxylate may be used in the methods and compositions
herein. More preferably, difenoxin [1-(3-cyano-3,3-diphenylpropyl)-4-
25 phenyl-4-piperidinecarboxylic acid] is used.

Of the compounds provided herein, loperamide, [4-(*p*-chlorophenyl)-
4-hydroxy-N,N-dimethyl- α,α -diphenyl-1-piperidinebutyramide] and the
salts, hydrates, N-oxides, and metabolites (preferably glucuronides)
thereof, particularly the hydrochloride salts, are presently most preferred.
30 The structure of loperamide is as follows:

-81-



Also preferred are the N-oxides of loperamide [see, e.g., U.S. Patent No. 4,824,853] having the formula:



25 or other derivatives thereof.

30 Loperamide and its derivatives and analogs and the compounds described above [including those of formulae I-XIII, the other disclosed compounds and any compound that has the requisite hyperalgesic activity and lack of CNS activity as defined herein] will serve as topical or local peripheral anti-hyperalgesics that, by virtue of their inability or substantial inability to cross the blood-brain barrier, are safe and without abuse potential. This finding with respect to loperamide [see, e.g., Jaffe et al. (1980) Clin. Pharmacol. Ther. 80:812-819] has been verified by its use over-the-counter for over 10 years as an anti-diarrheal medication.

35 Other particularly preferred compounds include loperamide analogs, particularly compounds of formula (II) above, that have similar activity to loperamide [see, e.g., U.S. Patent No. 3,714,159 and U.S. Patent No. 3,884,916, which set forth data regarding CNS activity (as

- 82 -

measured in the tail withdrawal assay) and B/A ratios for the compounds] or better activity [higher B/A ratio than loperamide].

B. Identification of compounds for use as peripheral anti-hyperalgesics

5 In general the Randall-Selitto methods, described below, and the Exemplified methods are preferred for assessing peripheral anti-hyperalgesic activities of tested compounds. Most preferred among the methods for assessing anti-hyperalgesic activity are those described in Niemegeers *et al.* (1974) Drug Res. 24:1633-1636.

- 10 1. **Assessment of ratio [C] of the ED₅₀ value [A] in a test for anti-diarrheal activity, such as the Castor Oil Test, to the ED₅₀ value [B] in a test of CNS effects, such as the Tail Withdrawal Test**

The agents intended for use in the methods and compositions can
15 be identified by their activity as anti-diarrheals, and their lack of CNS effects. In particular, the selected compound exhibits anti-hyperalgesic activity in any of the standard models, discussed or exemplified below, and, preferably, either (a) the ratio of these activities [B/A], as measured in standard assays, is substantially greater or equal to [at least equal to,
20 more preferably at least about 2-fold greater] than the ratio of such activities for diphenoxylate; or (b) the activity of the compound in an assay that measures CNS activity is substantially less [at least two-fold, preferably 3-fold or more] than diphenoxylate.

2. Assessment of anti-hyperalgesic activity

25 The agents for use herein may be identified using standard assays that assess the anti-hyperalgesic properties. The anti-hyperalgesic properties of a particular agent may be evaluated using the clinically relevant models of hyperalgesia, particularly animal models of tissue inflammation [see, *e.g.*, Ferreira *et al.* (1979) Prostaglandins 73:191-
30 200; Abbott *et al.* (1988) Eur. J. Pharmacol. 152:92-100; Levine *et al.* (1989) Neuroscience 32:571-575; Stein *et al.* (1989) J. Pharmacol. Exp. Ther. 248:1269-1275; Porreca *et al.* (1984) J. Pharmacol. Exp. Ther.

-83-

230:341-348; Stein *et al.* (1993) *Anesth. Analg.* 76:182-191]. For example, the intraplantar injection of agents, such as prostaglandins into hindpaws of rats produces a localized inflammatory response which exhibits symptoms of hyperalgesia. In this model the latency of response
5 by the animal to superimposed stimuli, such as pressure exerted on inflamed tissue is measured. Alternatively, the amount of pressure required to evoke a behavior response is measured.

In other models, the intraperitoneal administration of irritants, such as acetic acid, prostaglandins, carrageenan, killed mycobacteria, formalin
10 or bradykinin, produces an inflammatory reaction in which hyperalgesia is evidenced by writhing; behavioral alterations, such as the number of abdominal constrictions [writhing], following application of the irritant are measured.

Any suitable *in vitro* or *in vivo* test (for purposes herein *in vivo*
15 tests are preferred) known to those of skill in this art may be used to assess systemic opioid activity. The rat hot plate assay and the rat tail withdrawal assay are typical of such assays.

20 (a) **Inflamed knee joint hyperalgesia model and blood pressure response to compression of the inflamed knee joint**

Inflammation in a joint is often associated with hyperalgesia [pain during normal flexion and extension and during the application of gentle innocuous pressure] and/or persistent pain [resting pain; Schaible *et al.* (1993) *Pain* 55:5-54]. During the course of knee-joint inflammation, a
25 cascade of events has been shown to occur, which includes:
(i) synthesis and release of inflammatory mediators in the joint, (ii) release of neuropeptides from afferent fibers in the joint cavity, and (iii) increased primary afferent outflow from group II, III, IV sensory fibers [Schaible *et al.* (1993) *Pain* 55:5-54. An important result of this cascade is that there
30 is an augmentation in the response of small, lightly myelinated and unmyelinated afferent to low intensity stimuli. In this manner, the

—84—

peripheral nerve innervating inflamed tissue can evoke an exaggerated behavioral response to otherwise innocuous stimuli, *i.e.*, a state of hyperalgesia. Thus, inflammation of the knee joint will result in increased spontaneous afferent activity, the appearance of an exaggerated

5 discharge with joint flexion and extension [Schaible *et al.* (1985) *J. Neurophysiol.* 54:1109-1122] and signs of a pain-associated autonomic reaction [Sata *et al.* (1984) *Neurosci. Lett.* 52:55-60].

Injection of a mixture of kaolin and carrageenan into the knee joint induces an experimental arthritis. As exemplified below, this treatment

10 was characterized by a reliable increase in joint volume and circumference. In the unanesthetized rat, these joint changes were accompanied by a tendency to avoid weight bearing, indicating the presence of hyperalgesia. According to electrophysiological studies, in the course of the development of this acute arthritis, C and A δ units

15 normally responding only to extreme joint distortion become activated by slight movement [Schaible *et al.* (1985) *J. Neurophysiol.* 54:1109-1122]. Spinal neurons with knee joint receptive fields in the deep dorsal horn of the spinal cord show clear development of hyperexcitability with the acute inflammation in the joint [Neugebauer *et al.* (1993) *J. Neurosci.*

20 70:1365-1377]. This sensitization of group III and IV fibers was observed within 2-3 hours after injection of kaolin and carrageenan into the knee joint, a time course that closely matches the time course of the development of hyperalgesia in the rat knee joint compression model.

These observations indicate that spinal cord neurons and joint

25 primary afferent fibers became sensitized and may underlie hyperalgesia observed in this arthritic state. Such afferent input may drive autonomic responses that are typically associated with the processing of input from afferents typically activated by stimuli generated by the local inflammatory state. In addition to the above-mentioned inflamed knee

30 joint mechanism, the blood pressure [BP] changes might also be evoked

-85-

reflexively by afferent neural activity from receptors located in the skeletal muscle [Williamson et al. (1994) J. Physiol. 475:351-357]. This response is dependent on the changes in intramuscular pressure and the quantity of muscle mass compressed. This particular mechanical reflex, however, appears to operate independently of the pain response and appears to play a minor role in the exemplified experiments, as inflation of the cuff on the left normal knee joint had no effect upon BP. In any case, it is possible that overflow of the carrageenan from the joint capsule may serve to render surrounding tissue inflamed as well. Sensitization of C and A δ units was observed in the rat gastrocnemius muscle by infiltration with carrageenan [Handwerker et al. (1991) Pain and inflammation, Proceeding of the VIth World Congress on Pain, Bond et al. eds, Elsevier Science Publishers BV, pp. 59-70]. Based on these considerations, it appears that compression of the inflamed knee joint yields a noxious stimulus and this in turn activates a sympathetic response resulting in an increase in BP.

As described in the Examples below, local inflammation of the knee results in a state where otherwise innocuous stimuli results in a prominent autonomic response, including increased blood pressure [BP] and heart rate [see, e.g., Sata et al. (1984) Neurosci. Lett. 52:55-60]. Alternatively, neural outflow from the inflamed knee is recorded [see, e.g., Neugebauer et al. (1993) J. Neurosci. 70:1365-1377].

An in vitro test that measures spontaneous discharge in injured skin by topical application may also be used. [see, e.g., Andreev et al. (1994) Neurosci. 58:793-798].

(b) Guinea Pig Ileum Assay (in vitro)

Compounds are tested for opioid activity in the isolated guinea pig ileum [see, e.g., Kosterlitz et al. (1968) Br. J. Pharmacol. 33:266-276 with modifications set forth in James et al. (1987) Pharmacol Exp. Ther. 240:138-144; see, e.g., U.S. Patent No. 5,387,688]. The terminal ileum

— 86 —

is removed from male Hartley guinea pigs after sacrifice by cervical dislocation. The isolated ileum is washed and placed in Krebs-Henseleit buffer [(millimolar): NaCl, 118.1; KCl, 4.15; CaCl₂, 2.5; MgSO₄ 1.2; KH₂PO₄, 1.23; NaHCO₃, 25.5 and glucose, 11.1] oxygenated with a 95%
5 oxygen and 5% carbon dioxide mixture and maintained at 37° C. The washed ileum is cut into segments (about 2.0-2.5 cm) and mounted on platinum ring electrodes. The ileal segments are then placed in 10 ml temperature-controlled tissue baths containing oxygenated Krebs-Henseleit buffer.

10 The ileal segments are stimulated at 0.1 Hertz, 0.5 milliseconds duration at a supramaximal voltage to induce contractions. Opioid activity in the test compounds is manifested as inhibition of electrically evoked contractions. A non-cumulative concentration-effect curve for each test compound is performed to assess the ability of the compound
15 to inhibit contraction in the guinea pig ileum.

After the concentration-effect curve is completed, naloxone is added to the tissue baths to determine if the compound-induced inhibition of contraction is reversed. Antagonism of the inhibition by naloxone confirms that the inhibitory effects of the compounds are mediated
20 through opioid receptors. Assay results are expressed as IC₅₀ values [the concentration producing fifty percent of the maximal response].

(c) Randall-Selitto Test

Numerous variations and exemplifications of this assay are known to those of skill in this art [see, Randall *et al.* (1957) *Arch. Int.*
25 *Pharmacodyn.* 111:409-419; see, also, *e.g.*, U.S. Patent No. 5,434,292, U.S. Patent No. 5,369,131, U.S. Patent No. 5,345,943, U.S. Patent No. 5,242,944, U.S. Patent No. 5,109,135, see Examples, below].

The pain threshold is measured in this method as the amount of pressure in mm Hg required to induce a flight reaction (struggle) when
30 applied to the foot of an experimental animal exhibiting hyperalgesia,

—87—

typically an inflamed paw, compared to a control, such as the same or equivalent animal in the absence of the inflammation, and/or in the absence of a test compound. Air pressure from an air line is admitted through a needle valve to a syringe into a pressure gauge which is

5 connected by a T-tube. The syringe is mounted with a plunger downward, to which is connected a short bullet-shaped wooden peg. The pressure is applied through the wooden tip to the plantar surface of the rat's foot at a specified rate of mm Hg per second. The end point is said to have been reached when the rat starts struggling.

10 Typically, rats, such as albino rats (120-170 g) of the Charles River Sprague-Dawley strain, or other laboratory strain are used. Hyperalgesia [inflammation] is produced by the injection of 0.1 ml of a 20% suspension of Brewer's yeast into the plantar surface of the rat's hind foot. Thresholds can be determined using a modified apparatus described

15 in Winter and Flataker [(1965) J. Pharm. Exp. Ther. 148:373]. The pain threshold is measured as the pressure in mm Hg required to induce the desired response [a sharp audible squeak and/or struggle] when pressure is applied to the foot. Air pressure from an air line [or other source, such as a vice] is admitted through a needle valve to a 20 ml glass syringe and

20 to a pressure gauge. Pressure is applied to the foot of the rat at a selected rate. The agent compound to be tested is administered typically 2 hours after the yeast injection and threshold response is determined. These results are compared with the results obtained from controls, typically a yeast-treated, saline control group. Analgesic activity was

25 determined in terms of the percentage of inhibition of response:

— 88 —

$$\text{Inhibition (\%)} = \frac{\text{Threshold of the treated group} - \text{Threshold of the control group}}{\text{Threshold of the control group}} \times 100$$

(d) Tail-pinch or tail clip test in rats with hyperalgesia induced by Freund's adjuvant

Desiccated Mycobacterium butyricum [such as that obtainable from Difco Laboratories, Detroit, MI] is ground in a mortar, suspended in liquid paraffin, sterilized in an autoclave, and injected (0.5 mg in 0.1 ml, s.c.) in the distal region of the tail of a rat, such as a Sprague-Dawley rat weighing 120 g to 170. Within a few hours of injection, animals that are so-treated exhibit hypersensitivity [hyperalgesia] to pressure placed on the tail and can be used, typically in 18 to 24 hours after injection as models to test the effectiveness of compounds in alleviating the hyperalgesia [see, e.g., U.S. Patent No. 5,242,944]. The hypersensitivity of the tail can be examined by applying gentle pressure (using one's fingers) to the injected area. This gentle squeeze or "tail pinch" elicited a "squeak" from the animal. Five such stimuli are typically given at 4-second intervals. If the animal emits no more than one squeak in five trials, it is recorded as not having hyperalgesia and given a rating of 0. If more than one squeak is emitted, the animal is recorded as having hyperalgesia and is assigned a rating of 1. This test is administered before and after administration of a test compound to ascertain whether the compound has any activity in relieving the hyperalgesia. This activity can be quantitated dividing the total rating by the number of animals tested [and if a percentage is desired, multiplying by 100] and comparing this number before and about two hours after administration of the test compound.

(e) Thermal Methods - Tail withdrawal assay

Typically thermal models are used to assess analgesia. They, however, can be used to assess hyperalgesia, if inflamed tissues are used. In addition, if the test is administered repeatedly resulting in inflammation, the measured response includes a hyperalgesic component.

- 89 -

The simplest form of these methods is the hot plate technique originally described by Woolfe and McDonalds [see, Woolfe et al. (1944) J. Pharmacol. Exptl. Therap. 80:300]. Originally, this method used a zinc plate with a lamp placed underneath. In a later modification it uses an
5 electric lamp as the source of heat and a copper plate for the conduction of heat [Eddy et al. (1953) J. Pharmacol Exptl. Therap. 107:385]. The first sign of discomfort is usually expressed as an attempt to sit up and lick the forepaws by the experimental animal. This is taken to be an indication of a threshold under the predetermined conditions. Dancing and
10 jumping about by an undrugged animal is taken as an indication of unbearable pain; whereas drugged animals more commonly withdraw the hind paws and keep them close to their abdomen.

In the wire technique, heat is applied from a wire coiled inside an asbestos plate. The animal's tail is placed in a channel made in the plate
15 [Davis et al. (1946) J. Pharmacol. 1:255]. Yet another thermal method uses light from a headlamp focused on the tip of the tail of an animal [D'Amour et al. (1941) J. Pharmacol. Exptl. Therap. 72:74]. This method measures the time between the application of the heat and the flick of the tail and has therefore been called the "tail flick" method. Another
20 thermal method uses a light bulb focused on the loin of an animal which is protected by a plexiglass shield having a port and a shutter positioned between a lens and the animal. When the shutter is opened the timer starts and when the animal reacts the shutter is closed and the timer stopped [Ercoli et al. (1945) J. Pharmacol. Exptl. Therap. 84:301]. This
25 method applies an incident light the strength of which can be varied by means of a rheostat.

The preferred tail withdrawal method for use herein is the rat tail withdrawal reflex model [modified from D'Amour et al. (1941) Pharmacol. Exp. Ther. 72:74-79; see, e.g., Gamse (1982) Naunyn-Schmiedeberg's
30 Arch. Pharmacol. 320:205-216; U.S. Patent No. 5,387,688; U.S. Patent

—90—

No. 3,714,159; and U.S. Patent No. 5,112,596]. Male Sprague-Dawley rats are anesthetized and implanted with femoral vein cannulae and allowed to recover overnight. After recovery, the test compounds are administered intravenously through the cannula and effects of tail withdrawal latency are measured.

Tail withdrawal latency is measured as the time to tail movement by the rat after exposure of the tail to a radiant heat source. The heat source is calibrated to produce a temperature of 62° C after 15 seconds. Tail withdrawal latency in control animals [the absence of an opioid drug] is six to eight seconds. Test compounds demonstrating opioid activity prolong tail withdrawal latency beyond that seen in the absence of drugs. A maximal latency cut-off of fifteen seconds is imposed to prevent tissue damage. The assay is verified with known opioids as standards. Results of these studies are expressed as ED₅₀ concentration values, calculated as the dose producing a tail withdrawal latency equal to half the difference between the maximum latency (15 seconds) and the baseline latency (six to eight seconds). ED₅₀ values typically are expressed as milligrams of compound/kilogram of body weight. Duration of action is defined as the time (in minutes) necessary for the tail withdrawal response to return to baseline values after being elevated in response to drug administration. Duration of action is measured at the lowest dose producing a fifteen second (maximum) tail withdrawal latency.

(f) Other Mechanical Methods [see the Randall-Selitto] method described above]

These methods, other than the Randall-Selitto method, are generally used for the primary screening of analgesics. Surgical blades adapted in various manners are used in the most primitive of these methods to produce a pain reaction. The blade is applied with a graded forceps and the amount of pressure necessary to elicit pain is expressed as the number of steps required in order to produce a squeak in the experimental animal. The pressure exercised by the blades of the forceps

- 91 -

has also been measured by placing a dynamometer between the handles of the forceps. Artery clamps or clips have also been used instead of forceps. In humans, mechanical pressure has been applied over bone structures or by eliciting visceral pain such as in the enteric canal or in the esophagus by introducing and inflating balloons therein. The amount of pressure required to produce pain can be measured by means of a manometer but the subject itself is the one to report the degree of pain.

3. Tests for anti-diarrheal activity

- 10 (a) **Castor Oil Test in Rats [see, e.g., Niemegeers et al. (1972) Arzneim Forsch 22:516-518; U.S. Patent No. 4,867,979; U.S. Patent No. 4,990,521; U.S. Patent No. 4,824,853]**

Rats are fasted overnight. Each animal is treated intravenously with the desired dose of the compound to be tested. One hour thereafter, the animal receives 1 ml of castor oil orally. Each animal should be kept in an individual cage and about 2 hours after the castor oil treatment, each animal is assessed for the presence or absence of diarrhea. The ED₅₀ value is determined as that dose in mg/kg body weight at which no diarrhea is present in 50% of the tested animals.

20 For example, young female Wistar rats (230-250 g body weight) are fasted overnight and in the morning each animal is treated orally with a dose level of the compound to be tested. One hour thereafter, the animal receives 1 ml of castor oil orally. Each animal is kept in an individual cage. At different selected time intervals (e.g., 1, 2, 3, 4, 6 and 8 hrs) after the castor oil treatment, the presence or absence of diarrhea is noted. In more than 95% of 500 control animals, severe diarrhea is observed 1 hour after treatment with castor oil. Using this all-or-none criterion, a significant positive effect occurs with the tested compound if no diarrhea is observed 1 hour after the castor oil treatment.

30 A minimum of 5 dose levels are used per drug, each dose level being given to 10 rats on ten different days. The ED₅₀ value, i.e., the dose level

- 92 -

at which such effect is observed in 50% of the animals, for the compounds, such as the compounds of formula (II), generally ranges from about 0.01 to about 10 mg/kg.

5 **(b) Castor oil test in mice [see, e.g., U.S. Patent No. 4,326,075]**

Groups of mice are orally dosed with test compound and one-half hour later all mice are given 0.3 ml of castor oil. Three hours after castor oil administration, all of the mice are checked for diarrhea and the dose of testing compound which protected 50% of the mice from diarrhea is the
10 ED₅₀ dose.

(c) Ricinus oil test [see, e.g., U.S. Patent No. 4,990,521]

Rats, such as female Wistar rats or other laboratory strains, are fasted overnight. Each animal is treated orally with a dose level of the
15 test compound. One hour thereafter, the animal is given an amount, typically 1 ml, of ricinus oil orally. Each animal is kept in an individual cage and 1 hour after the ricinus oil treatment, the presence or absence of diarrhea is noted. The ED₅₀ value is determined as that dose in mg/kg body weight at which no diarrhea is present in 50% of the treated
20 animals.

(d) Antagonism of PGE₂-induced diarrhea in mice

Anti-diarrheal activity can be determined by assessing the effects of a compound as an antagonist of PGE₂-induced diarrhea in mice [see, e.g., Dajani et al. 1975) European Jour. Pharmacol. 34:105-113; and
25 Dajani et al. (1977) J. Pharmacol. Exp. Ther. 203:512-526; see, e.g., U.S. Patent No. 4,870,084]. This method reliably elicits diarrhea in otherwise untreated mice within 15 minutes. Animals that are pretreated with the test agent in which no diarrhea occurs are considered protected by the test agent. The constipating effects of test agents are measured
30 as an "all or none" response, and diarrhea is defined as watery unformed

— 93 —

stools, very different from normal fecal matter, which has well-formed boluses, and is firm and relatively dry.

Standard laboratory mice, such as albino mice of the Charles River CD-1 strain, are used. They are typically kept in group cages. The weight range of the animals when tested is between 20-25 g. Pelleted rat chow is available ad libitum until 18 hours prior to testing, at which time food is withdrawn. Animals are weighed and marked for identification. Five animals are normally used in each drug treatment group and compared with controls. Mice weighing 20-25 g are housed in group cages, and fasted overnight prior to testing. Water is available. Animals are challenged with PGE₂ [0.32 mg/kg i.p. in 5% ETOH] one hour after test drug treatment, and immediately placed individually, for example, in transparent acrylic boxes. A disposable cardboard sheet on the bottom of the box is checked for diarrhea on an all or nothing basis at the end of 15 minutes.

As discussed in detail above, the identification of suitable antihyperalgesic compounds for use in the present methods and compositions involve comparing the B/A ratio of test compounds to the B/A ratio of a standard compound (diphenoxylate). As would be apparent to one skilled in the art, to best assure accuracy in the comparison of the B/A ratio for a test compound to the B/A ratio for diphenoxylate, the test compound and diphenoxylate should be assessed under substantially the same conditions.

C. Formulation of compositions for in vivo use and methods of use

Effective concentrations of one or more of anti-hyperalgesic compounds or pharmaceutically acceptable derivatives thereof are mixed with a suitable pharmaceutical carrier or vehicle for topical or local administration. Compounds are included in an amount effective for reducing the hyperalgesic state for which treatment is contemplated. The concentration of active compound in the composition will depend on

-94-

absorption, inactivation, excretion rates of the active compound, the dosage schedule, and amount administered as well as other factors known to those of skill in the art. Generally, the dosages are higher, typically at least about 5 to 10 fold, than the amount delivered when
5 administered orally or rectally for diarrhea or when administered as for treatment of respiratory disorders, and, if necessary may be empirically determined.

Pharmaceutical carriers or vehicles suitable for administration of the compounds and for the methods provided herein include any such carriers
10 known to those skilled in the art to be suitable for the particular mode of administration. In addition, the compounds may be formulated as the sole pharmaceutically active ingredient in the composition or may be combined with other active ingredients.

Typically a therapeutically effective dosage is formulated to contain
15 a concentration [by weight] of at least about 0.1% up to about 50% or more, and all combinations and subcombinations of ranges therein. Preferably, the compositions are formulated to contain the active compound or compound(s) in a concentration of from about 0.1 to less than about 50%, for example, about 49, 48, 47, 46, 45, 44, 43, 42, 41
20 or 40%, with concentrations of from greater than about 0.1%, for example, about 0.2, 0.3, 0.4 or 0.5%, to less than about 40%, for example, about 39, 38, 37, 36, 35, 34, 33, 32, 31 or 30% being more preferred. In even more preferred embodiments, the compositions contain from about 0.5% to less than about 30%, for example, about 29, 28, 27,
25 26, 25, 24, 23, 22, 21 or 20%, with concentrations of from greater than about 0.5%, for example, about 0.6, 0.7, 0.8, 0.9 or 1%, to less than about 20%, for example, about 19, 18, 17, 16, 15, 14, 13, 12, 11 or 10% being still more preferred. In yet more preferred embodiments, the compositions contain from greater than about 1% for example, about
30 2%, to less than about 10%, for example about 9 or 8%, with

—95—

concentrations of greater than about 2%, for example, about 3 or 4%, to less than about 8%, for example, about 7 or 6% being still more preferred. In certain particularly preferred embodiments, the active agent is present in a concentration of about 5%. In all embodiments, amounts
5 may be adjusted to compensate for differences in amounts of active ingredients actually delivered to the treated tissue.

The active ingredient may be administered at once, or may be divided into a number of smaller doses to be administered at intervals of time. It is understood that the precise dosage and duration of treatment
10 is a function of the tissue being treated and may be determined empirically using known testing protocols or by extrapolation from in vivo or in vitro test data. It is to be noted that concentrations and dosage values may also vary with the age of the individual treated. It is to be further understood that for any particular subject, specific dosage
15 regimens should be adjusted over time according to the individual need and the professional judgment of the person administering or supervising the administration of the compositions, and that the concentration ranges set forth herein are exemplary only and are not intended to limit the scope or practice of the claimed compositions.

20 The compound may be suspended in micronized or other suitable form or may be derivatized to produce a more soluble active product or to produce a prodrug, or where the compound is a prodrug, to use the active form. The form of the resulting mixture depends upon a number of factors, including the intended mode of administration and the solubility
25 of the compound in the selected carrier or vehicle. The effective concentration is sufficient for ameliorating the hyperalgesic condition and may be empirically determined.

Compounds are typically included at concentrations 0.001% [by weight] or greater than 1% up to 50% or higher [for purposes herein the
30 concentrations are set forth with reference to loperamide; for other

— 96 —

compounds the concentrations may be greater or lesser depending upon their relative potency as anti-hyperalgesics compared to loperamide]. The concentration is generally greater than the concentration for systemic administration of the compound as an anti-diarrheal. Preferable

5 concentrations [by weight] are in the range of 0.01% to about 25%, more preferably 1% to 25%, yet more preferably greater than about 1% to about 10%, and most preferably greater than 1% up to about 5%. Aqueous suspensions and compositions contain 1% or more.

The resulting mixture may be a solution, suspension, emulsion or
10 the like and are formulated as creams, gels, ointments, emulsions, solutions, elixirs, lotions, suspensions, tinctures, pastes, foams, aerosols, irrigations, sprays, suppositories, bandages, or any other formulation suitable for topical or local administration.

The intended route of administration herein is topical or local
15 administration, and compositions are formulated in a manner suitable for each route of administration. Preferred modes of administration include topical application to the skin, eyes or mucosa, and local application to the joints, such as by intra-articular injection. Thus, typical vehicles are those suitable for pharmaceutical or cosmetic application to body surfaces
20 or for local injection. The compositions provided herein may be applied topically or locally to various areas in the body of a patient.

As noted above, topical application is intended to refer to application to the tissue of an accessible body surface, such as, for example, the skin (the outer integument or covering) and the mucosa (the mucous-
25 producing, secreting and/or containing surfaces). Thus, as used herein, topical application refers to applications that provide no or substantially no systemic delivery and/or systemic administration of the active compounds in the present compositions. Exemplary mucosal surfaces include the mucosal surfaces of the eyes, mouth (such as the lips,
30 tongue, gums, cheeks, sublingual and roof of the mouth), larynx,

- 97 -

esophagus, bronchial, nasal passages, vagina and rectum/anus; in some
embodiments, preferably the mouth, larynx, esophagus, vagina and
rectum/anus; in other embodiments, preferably the eyes, larynx,
esophagus, bronchial, nasal passages, vagina and rectum/anus; and in
5 still other embodiments, preferably the vagina and rectum/anus.

As noted above, local application herein refers to application to a discrete
internal area of the body, such as, for example, a joint, soft tissue area
(such as muscle, tendon, ligaments, intraocular or other fleshy internal
areas), or other internal area of the body. Thus, as used herein, local
10 application refers to applications which provide substantially no systemic
delivery and/or systemic administration of the active agents in the present
compositions. Also, local application is intended to refer to applications
to discrete areas of the body, that is, other than the various large body
cavities (such as, for example, the peritoneal and/or pleural cavities).

15 Pharmaceutical and cosmetic carriers or vehicles suitable for
administration of the compounds provided herein include any such carriers
known to those skilled in the art to be suitable for the particular mode of
administration. In addition, the compounds may be formulated as the
sole pharmaceutically active ingredient in the composition or may be
20 combined with other active ingredients. The active compound is included
in the carrier in an amount sufficient to exert a therapeutically useful
effect [*i.e.*, prevention or amelioration of hyperalgesia] in the absence of
serious toxic effects on the treated individual. The effective
concentration may be determined empirically by testing the compounds
25 using *in vitro* and *in vivo* systems, including the animal models described
herein.

For topical administration, the compounds may be formulated in
compositions in the form of gels, creams, lotions, solids, solutions or
suspensions, or aerosols. Compositions for treating human skin are
30 formulated for topical application with an anti-hyperalgesic effective

— 98 —

- amount of one or more the compounds selected as described herein, preferably one of those of the above-defined formula (I), in an effective concentration range [by weight], between about 0.1% and 80%, preferably 0.1 to 50%, more preferably greater than about 1% up to
- 5 about 50% or more in a cream, ointment, lotion, gel, solution or solid base or vehicle known in the art to be non-toxic and dermatologically acceptable or suitable for application to the mucosa. Aqueous suspensions are preferably formulated at concentrations greater than about 1%, more preferably 2%.
- 10 To formulate a composition, the weight fraction of compound is dissolved, suspended, dispersed, or otherwise mixed in a selected vehicle at an effective concentration such that the hyperalgesic condition is relieved or ameliorated. Generally, emollient or lubricating vehicles that help hydrate the skin are more preferred than volatile vehicles, such as
- 15 ethanol, that dry the skin. Examples of suitable bases or vehicles for preparing compositions for use with human skin are petrolatum, petrolatum plus volatile silicones, lanolin, cold cream [USP], and hydrophilic ointment [USP].
- The choice of an acceptable vehicle is largely determined by the
- 20 mode of application and tissue to be treated. Generally speaking, the characteristics of a composition for topical and/or local administration may be tailored for the particular condition being treated, as well as the particular surface and/or location of the body to which the compositions are being administered, by the selection of suitable vehicle or vehicles.
- 25 The selection of a suitable vehicle may be achieved by one of ordinary skill in the art without undue experimentation, in light of the disclosure herein.
- Generally speaking, the compositions provided herein are preferably formulated to possess certain desirable and beneficial characteristics. In
- 30 this connection, the compositions preferably provide a desirable efficacy.

— 99 —

With respect to topical and/or local administration of the present compositions [as these terms are defined herein], desirable efficacy may involve, for example, penetration of the active ingredient, such as the compounds of formula (I), into the skin and/or tissue to substantially
5 reach the hyperalgesic site to provide desirable anti-hyperalgesic pain relief. The efficacy of the present compositions may be about the same as that achieved, for example, with central opiate analgesics. But, as discussed in detail herein, the efficacy achieved with the present compositions is preferably obtained without the undesirable effects that
10 are typically associated with central opiates including, for example, respiratory depression, sedation and constipation.

The compositions described herein are also preferably non-irritating and/or non-sensitizing to the skin or other tissues proximate to the site(s) of administration. In addition, the compositions provided herein also
15 preferably provide a sustained delivery of active ingredient to provide antihyperalgesic efficacy over a period of time, including extended periods of time, preferably for at least about 6 hours, more preferably at least about 12 hours, and even more preferably at least about 24 hours (or about a day). These compositions are preferably compatible with other
20 topical and/or local treatments that a patient may receive at or about the same time that the compositions are administered to the patient according to the methods described herein. Such additional topical or local treatments include, for example, topical treatments that may be used in connection with patients suffering from second and/or third degree burns.
25 In addition, the present compositions are preferably physiologically compatible, that is, the present compositions are preferably substantially isotonic and/or possess about a neutral pH. The compositions described herein are preferably easily administered topically and/or locally. Specifically, the compositions are preferably substantially fluid to provide
30 ease of administration, but also remain at the site of application without

— 100 —

run off. The compositions are also desirably water washable for ease of cleanup and removal from skin and/or tissue (when desired). Other desirable and beneficial characteristics of the compositions described herein, in addition to those described above, would be apparent to one skilled in the art, once armed with the present disclosure

Suitable pharmaceutically and dermatologically acceptable vehicles for topical application include those suited for use include lotions, creams, solutions, gels, tapes and the like. Generally, the vehicle is either organic in nature or an aqueous emulsion and capable of having the selected compound or compounds, which may be micronized, dispersed, suspended or dissolved therein. The vehicle may include pharmaceutically-acceptable emollients, moisterizers, including lactic acid, ammonium lactate and urea, skin penetration enhancers, coloring agents, fragrances, emulsifiers, thickening agents, and solvents.

In connection with certain preferred embodiments herein that involve aqueous vehicles, the vehicles also preferably contain a salt of phosphoric acid (H_3PO_4). Such salts of phosphoric acid include monobasic salts (MH_2PO_4), dibasic salts (M_2HPO_4) and tribasic salts (M_3PO_4), where M is a metallic element, for example, an alkali metal, such as sodium (Na) or potassium (K), or an alkaline earth metal, such as magnesium (Mg) or calcium (Ca). Preferably, the compositions contain at least two of the monobasic, dibasic and tribasic salts of phosphoric acid. More preferably, the compositions contain a monobasic and dibasic salt of phosphoric acid. The concentration of the salt or salts of phosphoric acid employed in the compositions may vary and depends, for example, on the particular salts selected, the other components of the compositions, the form of the composition (for example, emulsion, suspension, cream and/or lotion), and the intended use, including topical or local use.

In preferred embodiments which involve compositions that contain monobasic and dibasic salts of phosphoric acid, the compositions

- 101 -

preferably contain from greater than 0 to about 10 wt.% (based on the total weight of the composition) of a monobasic salt of phosphoric acid, with from greater than 0 to about 5 wt.% being more preferred. Even more preferably, the compositions contain from about 0.1 to about 0.5

5 wt.% of a monobasic salt of phosphoric acid, with about 0.2 wt.% being still more preferred. Also in preferred embodiments, the compositions contain from greater than 0 to about 10 wt.% (based on the total weight of the composition) of a dibasic salt of phosphoric acid, with from about 0.1 to about 5 wt.% being more preferred. Even more preferably, the

10 compositions contain from about 1 to about 2 wt.% of a dibasic salt of phosphoric acid, with about 1.3 wt.% still more preferred.

As noted above, the compositions may also contain a tribasic salt of phosphoric acid. In these embodiments, the compositions preferably contain from greater than 0 to about 10 wt.% (based on the total weight

15 of the composition) of a tribasic salt of phosphoric acid, with from greater than 0 to about 5 wt.% being more preferred. More preferably, the compositions contain from about 0.1 to about 1 wt.% of a tribasic salt of phosphoric acid, with about 0.6 wt.% even more preferred.

Also in certain preferred embodiments, including embodiments that

20 involve aqueous vehicles, the compositions may also contain a glycol, that is, a compound containing two or more hydroxy groups. A glycol which is particularly preferred for use in the compositions is propylene glycol. In these preferred embodiments, the glycol is preferably included in the compositions in a concentration of from greater than 0 to about

25 5 wt.%, based on the total weight of the composition. More preferably, the compositions contain from about 0.1 to less than about 5 wt.% of a glycol, with from about 0.5 to about 2 wt.% being even more preferred. Still more preferably, the compositions contain about 1 wt.% of a glycol.

Other formulation variations may also be employed, as desired, as

30 described below and elsewhere herein.

— 102 —

For local internal administration, such as intra-articular administration, the compounds are preferably formulated as a solution or a suspension in an aqueous-based medium, such as isotonicly buffered saline or are combined with a biocompatible support or bioadhesive intended for internal administration.

1. Lotions

The lotions, which, for example, may be in the form of a suspension, dispersion or emulsion, preferably contain an effective concentration of one or more of the compounds. The effective concentration is preferably effective to deliver an anti-hyperalgesic amount, typically at a concentration of between about 0.1 - 50% [by weight] or more of one or more of the compounds provided herein. The lotions also contain [by weight] from 1% to 50%, preferably from 3% to 15%, of an emollient and the balance water, a suitable buffer, a C₂ or C₃ alcohol, or a mixture of water or the buffer and the alcohol. Any emollients known to those of skill in the art as suitable for application to human skin may be used. These include, but are not limited to, the following:

- (a) Hydrocarbon oils and waxes, including mineral oil, petrolatum, paraffin, ceresin, ozokerite, microcrystalline wax, polyethylene, and perhydrosqualene.
- (b) Silicone oils, including dimethylpolysiloxanes, methylphenylpolysiloxanes, water-soluble and alcohol-soluble silicone-glycol copolymers.
- (c) Triglyceride fats and oils, including those derived from vegetable, animal and marine sources. Examples include, but are not limited to, castor oil, safflower oil, cotton seed oil, corn oil, olive oil, cod liver oil, almond oil, avocado oil, palm oil, sesame oil, and soybean oil.
- (d) Acetoglyceride esters, such as acetylated monoglycerides.

- 103 -

- (e) Ethoxylated glycerides, such as ethoxylated glyceryl monstearate.
- (f) Alkyl esters of fatty acids having 10 to 20 carbon atoms. Methyl, isopropyl and butyl esters of fatty acids are useful herein.
- 5 Examples include, but are not limited to, hexyl laurate, isohexyl laurate, isohexyl palmitate, isopropyl palmitate, isopropyl myristate, decyl oleate, isodecyl oleate, hexadecyl stearate, decyl stearate, isopropyl isostearate, diisopropyl adipate, diisohexyl adipate, dihexyldecyl adipate, diisopropyl sebacate, lauryl lactate, myristyl lactate, and cetyl lactate.
- 10 (g) Alkenyl esters of fatty acids having 10 to 20 carbon atoms. Examples thereof include, but are not limited to, oleyl myristate, oleyl stearate, and oleyl oleate.
- (h) Fatty acids having 9 to 22 carbon atoms. Suitable examples include, but are not limited to, pelargonic, lauric, myristic,
- 15 palmitic, stearic, isostearic, hydroxystearic, oleic, linoleic, ricinoleic, arachidonic, behenic, and erucic acids.
- (i) Fatty alcohols having 10 to 22 carbon atoms, such as, but not limited to, lauryl, myristyl, cetyl, hexadecyl, stearyl, isostearyl, hydroxystearyl, oleyl, ricinoleyl, behenyl, erucyl, and 2-octyl dodecyl
- 20 alcohols.
- (j) Fatty alcohol ethers, including, but not limited to ethoxylated fatty alcohols of 10 to 20 carbon atoms, such as, but are not limited to, the lauryl, cetyl, stearyl, isostearyl, oleyl, and cholesterol alcohols having attached thereto from 1 to 50 ethylene oxide groups or 1
- 25 to 50 propylene oxide groups or mixtures thereof.
- (k) Ether-esters, such as fatty acid esters of ethoxylated fatty alcohols.
- (l) Lanolin and derivatives, including, but not limited to, lanolin, lanolin oil, lanolin wax, lanolin alcohols, lanolin fatty acids,
- 30 isopropyl lanolate, ethoxylated lanolin, ethoxylated lanolin alcohols,

— 104 —

ethoxylated cholesterol, propoxylated lanolin alcohols, acetylated lanolin, acetylated lanolin alcohols, lanolin alcohols linoleate, lanolin alcohols ricinoleate, acetate of lanolin alcohols ricinoleate, acetate of ethoxylated alcohols-esters, hydrogenolysis of lanolin, ethoxylated hydrogenated
5 lanolin, ethoxylated sorbitol lanolin, and liquid and semisolid lanolin absorption bases.

(m) Polyhydric alcohols and polyether derivatives, including, but not limited to, propylene glycol, dipropylene glycol, polypropylene glycol [M.W. 2000-4000], polyoxyethylene polyoxy-
10 propylene glycols, polyoxypropylene polyoxyethylene glycols, glycerol, ethoxylated glycerol, propoxylated glycerol, sorbitol, ethoxylated sorbitol, hydroxypropyl sorbitol, polyethylene glycol [M.W. 200-6000], methoxy polyethylene glycols 350, 550, 750, 2000, 5000, poly(ethylene oxide) homopolymers [M.W. 100,000-5,000,000], polyalkylene glycols and
15 derivatives, hexylene glycol (2-methyl-2,4-pentanediol), 1,3-butylene glycol, 1,2,6,-hexanetriol, ethohexadiol USP (2-ethyl-1,3-hexanediol), C₁₅-C₁₈ vicinal glycol and polyoxypropylene derivatives of trimethylolpropane.

(n) Polyhydric alcohol esters, including, but not limited to,
20 ethylene glycol mono- and di-fatty acid esters, diethylene glycol mono- and di-fatty acid esters, polyethylene glycol [M.W. 200-6000], mono- and di-fatty esters, propylene glycol mono- and di-fatty acid esters, polypropylene glycol 2000 monooleate, polypropylene glycol 2000 monostearate, ethoxylated propylene glycol monostearate, glyceryl mono-
25 and di-fatty acid esters, polyglycerol poly-fatty acid esters, ethoxylated glyceryl monostearate, 1,3-butylene glycol monostearate, 1,3-butylene glycol distearate, polyoxyethylene polyol fatty acid ester, sorbitan fatty acid esters, and polyoxyethylene sorbitan fatty acid esters.

(o) Wax esters, including, but not limited to, beeswax,
30 spermaceti, myristyl myristate, and stearyl stearate and beeswax

— 105 —

derivatives, including, but not limited to, polyoxyethylene sorbitol beeswax, which are reaction products of beeswax with ethoxylated sorbitol of varying ethylene oxide content that form a mixture of ether-esters.

- 5** (p) Vegetable waxes, including, but not limited to, carnauba and candelilla waxes.
- (q) Phospholipids, such as lecithin and derivatives.
- (r) Sterols, including, but not limited to, cholesterol and cholesterol fatty acid esters.
- 10** (s) Amides, such as fatty acid amides, ethoxylated fatty acid amides, and solid fatty acid alkanolamides.

The lotions further preferably contain [by weight] from 1% to 10%, more preferably from 2% to 5%, of an emulsifier. The emulsifiers can be nonionic, anionic or cationic. Examples of satisfactory nonionic

15 emulsifiers include, but are not limited to, fatty alcohols having 10 to 20 carbon atoms, fatty alcohols having 10 to 20 carbon atoms condensed with 2 to 20 moles of ethylene oxide or propylene oxide, alkyl phenols with 6 to 12 carbon atoms in the alkyl chain condensed with 2 to 20 moles of ethylene oxide, mono- and di-fatty acid esters of ethylene oxide,

20 mono- and di-fatty acid esters of ethylene glycol where the fatty acid moiety contains from 10 to 20 carbon atoms, diethylene glycol, polyethylene glycols of molecular weight 200 to 6000, propylene glycols of molecular weight 200 to 3000, glycerol, sorbitol, sorbitan, polyoxyethylene sorbitol, polyoxyethylene sorbitan and hydrophilic wax

25 esters. Suitable anionic emulsifiers include, but are not limited to, the fatty acid soaps, e.g. sodium, potassium and triethanolamine soaps, where the fatty acid moiety contains from 10 to 20 carbon atoms. Other suitable anionic emulsifiers include, but are not limited to, the alkali metal, ammonium or substituted ammonium alkyl sulfates, alkyl arylsulfonates,

30 and alkyl ethoxy ether sulfonates having 10 to 30 carbon atoms in the

— 107 —

described above. The emulsifier is included is in the composition at a level from 3% to 50%, preferably from 5% to 20%.

3. Solutions and suspensions for topical and local administration

- 5** The solutions are formulated to contain an amount of one or more compounds effective to deliver a an anti-hyperalgesic amount, typically at a concentration [by weight] of between about 0.1 - 50%, preferably at least more than 1%, more preferably more than 2%, of one or more of the compounds provided herein. The balance is water, a suitable organic
- 10** solvent or other suitable solvent or buffer. Suitable organic materials useful as the solvent or a part of a solvent system are as follows: propylene glycol, polyethylene glycol [M.W. 200-600], polypropylene glycol [M.W. 425-2025], glycerine, sorbitol esters, 1,2,6-hexanetriol, ethanol, isopropanol, diethyl tartrate, butanediol, and mixtures thereof.
- 15** Such solvent systems can also contain water.
- Solutions or suspensions used for local application can include any of the following components: a sterile diluent, such as water for injection, saline solution, fixed oil, polyethylene glycol, glycerine, propylene glycol or other synthetic solvent; antimicrobial agents, such as benzyl alcohol
- 20** and alkyl parabens such as methyl parabens; antioxidants, such as ascorbic acid and sodium bisulfite; chelating agents, such as ethylenediaminetetraacetic acid [EDTA]; buffers, such as acetates, citrates and phosphates; and agents for the adjustment of tonicity such as sodium chloride or dextrose. Liquid preparations can be enclosed in
- 25** ampules, disposable syringes or multiple dose vials made of glass, plastic or other suitable material. Suitable carriers may include physiological saline or phosphate buffered saline [PBS], and the suspensions and solutions may contain thickening and solubilizing agents, such as glucose, polyethylene glycol, and polypropylene glycol and mixtures thereof.
- 30** Liposomal suspensions, may also be suitable as pharmaceutically

— 108 —

acceptable carriers. These may be prepared according to methods known to those skilled in the art.

These compositions that are formulated as solutions or suspensions may be applied to the skin, or, may be formulated as an aerosol or foam and applied to the skin as a spray-on. The aerosol compositions typically contain [by weight] from 25% to 80%, preferably from 30% to 50%, of a suitable propellant. Examples of such propellants are the chlorinated, fluorinated and chlorofluorinated lower molecular weight hydrocarbons. Nitrous oxide, carbon dioxide, butane, and propane are also used as propellant gases. These propellants are used as understood in the art in a quantity and under a pressure suitable to expel the contents of the container.

Suitably prepared solutions and suspensions may also be topically applied to the eyes and mucosa. Solutions, particularly those intended for ophthalmic use, may be formulated as 0.01%-10% isotonic solutions, pH about 5-7, with appropriate salts, and preferably containing one or more of the compounds herein at a concentration of about 0.1%, preferably greater than 1%, up to 50% or more. Suitable ophthalmic solutions are known [see, e.g., U.S. Patent No. 5,116,868, which describes typical compositions of ophthalmic irrigation solutions and solutions for topical application]. Such solutions, which have a pH adjusted to about 7.4, contain, for example, 90-100 mM sodium chloride, 4-6 mM dibasic potassium phosphate, 4-6 mM dibasic sodium phosphate, 8-12 mM sodium citrate, 0.5-1.5 mM magnesium chloride, 1.5-2.5 mM calcium chloride, 15-25 mM sodium acetate, 10-20 mM D.L.-sodium β -hydroxybutyrate and 5-5.5 mM glucose.

The active materials can also be mixed with other active materials, that do not impair the desired action, or with materials that supplement the desired action, including viscoelastic materials, such as hyaluronic acid, which is sold under the trademark HEALON [solution of a high

- 109 -

molecular weight (MW of about 3 millions) fraction of sodium hyaluronate; manufactured by Pharmacia, Inc. see, e.g., U.S. Patent Nos. 5,292,362, 5,282,851, 5,273,056, 5,229,127, 4,517,295 and 4,328,803], VISCOAT [fluorine-containing (meth)acrylates, such as, 5 1H,1H,2H,2H-heptadecafluorodecylmethacrylate; see, e.g., U.S. Patent Nos. 5,278,126, 5,273,751 and 5,214,080; commercially available from Alcon Surgical, Inc.], ORCOLON [see, e.g., U.S. Patent Nos. 5,273,056; commercially available from Optical Radiation Corporation], methyl-cellulose, methyl hyaluronate, polyacrylamide and polymethacrylamide 10 [see, e.g., U.S. Patent No. 5,273,751]. The viscoelastic materials are present generally in amounts ranging from about 0.5 to 5.0%, preferably 1 to 3% by weight of the conjugate material and serve to coat and protect the treated tissues. The compositions may also include a dye, such as methylene blue or other inert dye, so that the composition can be 15 seen when injected into the eye or contacted with the surgical site during surgery.

4. Gels

Gel compositions can be formulated by simply admixing a suitable thickening agent to the previously described solution or suspension 20 compositions. Examples of suitable thickening agents have been previously described with respect to the lotions.

The gelled compositions contain an effective amount of one or more an anti-hyperalgesic amount, typically at a concentration of between about 0.1 - 50% by weight or more of one or more of the compounds 25 provided herein.; from 5% to 75%, preferably from 10% to 50%, of an organic solvent as previously described; from 0.5% to 20%, preferably from 1% to 10% of the thickening agent; the balance being water or other aqueous or non-aqueous carrier, such as, for example, an organic liquid, or a mixture of carriers.

5. Solids

Compositions of solid forms may be formulated as stick-type compositions intended for application to the lips or other parts of the body. Such compositions contain an effective amount of one or more of the compounds provided herein. The amount is typically an amount effective to deliver an anti-hyperperalgesic amount, typically at a concentration of between about 0.1 - 50% or more of one or more of the compounds provided herein. The solids also contain from about 40% to 98%, preferably from about 50% to 90%, of the previously described emollients. This composition can further contain from 1% to 20%, preferably from 5% to 15%, of a suitable thickening agent, and, if desired or needed, emulsifiers and water or buffers. Thickening agents previously described with respect to lotions are suitably employed in the compositions in solid form.

Other ingredients, such as preservatives, including alkyl parabens such as methyl paraben and ethyl-paraben, perfumes, dyes or the like, that are known in the art to provide desirable stability, fragrance or color, or other desirable properties, such as shielding from actinic rays from the sun, to compositions for application to the skin may also be employed in a composition for such topical application.

6. Additional ingredients

Other active ingredients, include, but are not limited to antibiotics, antivirals, antifungals, anti-inflammatories, including steroidal and non-steroidal anti-inflammatories, vasoconstrictors such as epinephrine, anesthetics and mixtures thereof. Such additional ingredient include any of the following, further including salts thereof:

a. Antibacterial agents

Aminoglycosides, such as Amikacin, Apramycin, Arbekacin, Bambermycins, Butirosin, Dibekacin, Dihdrostreptomycin, Fortimicin(s), Fradiomycin, Gentamicin, Ispamicin, Kanamycin, Micronomicin,

— 111 —

Neomycin, Neomycin Undecylenate, Netilmicin, Paromomycin, Ribostamycin, Sisomicin, Spectinomycin, Streptomycin, Streptonicozid, and Tobramycin;

Amphenicols, such as Azidamfenicol, Chloramphenicol,

- 5 Chloramphenicol Palmirate, Chloramphenicol Pantothenate, Florfenicol, Thiamphenicol;

Ansamycins, such as Rifamide, Rifabutin, Rifampin, Rifamycin, and Rifaximin;

β -Lactams;

- 10 Carbapenems, such as Imipenem;

- Cephalosporins, such as 1-Carba (dethia) Cephalosporin, Cefaclor, Cefactor, Cefadroxil, Cefamandole, Cefatrizine, Cefazedone, Cefazolin, Cefixime, Cefmenoxime, Cefmetazole, Cefodizime, Cefonicid, Cefoperazone, Ceforanide, Cefotaxime, Cefotetan, Cefotiam, Cefoxitin, Cefpimizole, Cefpirimide, Cefpodoxime Proxetil, Cefprozil, Cefroxadine, Cefsulodin, Ceftazidime, Cefteram, Ceftezole, Ceftibuten, Ceftizoxime, Ceftriaxone, Cefuroxime, Cefuzonam, Cephacetrile Sodium, Cephalexin, Cephaloglycin, Cephaloridine, Cephalosporin, Cephalothin, Cephapirin Sodium, Cephradine and Pivcefalexin;

- 20 Cephamycins such as Cefbuperazone, Cefmetazole, Cefminox, Cefetan and Cefoxitin;

Monobactams such as Aztreonam, Carumonam and Tigemonam;

Oxacephems such as Flomoxef and Moxolactam;

Penicillins such as Amidinocillin, Amdinocillin Pivoxil, Amoxicillin,

- 25 Ampicillin, Apalcillin, Aspoxicillin, Azidocillan, Azlocillan, Bacampicillin, Benzylpenicillinic Acid, Benzylpenicillin, Carbenicillin, Carfecillin, Carindacillin, Clometocillin, Cloxacillin, Cyclacillin, Dicloxacillin, Diphenicillin, Epicillin, Fenbenicillin, Floxicillin, Hetacillin, Lenampicillin, Metampicillin, Methicillin, Mezlocillin, Nafcillin, Oxacillin, Penamecillin,
- 30 Penethamate Hydriodide, Penicillin G Benethamine, Penicillin G Benza-

— 112 —

- thine, Penicillin G Benzhydrylamine, Penicillin G Calcium, Penicillin G Hydrabamine, Penicillin G Potassium, Penicillin G Procaine, Penicillin N, Penicillin O, Penicillin V, Penicillin V Benzathine, Penicillin V Hydrabamine, Penimepicycline, Phenethicillin, Piperacillin, Pivapicillin, Propicillin,
- 5** Quinacillin, Sulbenicillin, Talampicillin, Temocillin and Ticarcillin;
- Lincosamides such as Clindamycin and Lincomycin;
- Macrolides such as Azithromycin, Carbomycin, Clarithromycin, Dirithromycin, Erythromycin(s) and Derivatives, Josamycin, Leucomycins, Midecamycins, Miokamycin, Oleandomycin, Primycin, Rokitamycin,
- 10** Rosaramicin, Roxithromycin, Spiramycin and Troleandomycin;
- Polypeptides such as Amphomycin, Bacitracin, Capreomycin, Colistin, Enduracidin, Enviomycin, Fusafungine, Gramicidin(s), Gramicidin S, Mikamycin, Polymyxin, Polymyxin β -Methanesulfonic Acid, Pristinamycin, Ristocetin, Teicoplanin, Thiostrepton, Tuberactinomycin, Tyrocidine, Tyrothricin, Vancomycin, Viomycin(s), Virginiamycin and Zinc
- 15** Bacitracin;
- Tetracyclines such as Apicycline, Aztreonam, Chlortetracycline, Clomocycline, Colistimethate, Demeclocycline, Doxycycline, Elindamycin, lindamycin, Guamecycline, Linccomycin, Loracarbef, Lymecycline,
- 20** Meclocycline, Methacycline, Minocycline, Novobiocin, Oxytetracycline, Penimepicycline, Pipacycline, Rolitetracycline, Sancycline, Senociclin and Tetracycline; and
- others such as Cycloserine, Mupirocin, Tuberin.
- b. Synthetic antibacterials**
- 25** 2,4-Diaminopyrimidines such as Brodimoprim, Tetroxoprim and Trimethoprim;
- Nitrofurans such as Furaladone, Furazolium, Nifuradene, Nifuratel, Nifurfoline, Nifurpirinol, Nifurprazine, Nifurtoinol and Nitrofurantoin;
- Quinolones and analogs thereof, such as Amifloxacin, Cinoxacin,
- 30** Ciprofloxacin, Difloxacin, Enoxacin, Fleroxacin, Flumequine, Lomefloxacin,

— 113 —

Miloxacin, Nalidixic Acid, Norfloxacin, Ofloxacin, Oxolinic Acid, Pefloxacin, Pipemidic Acid, Piromidic Acid, Rosoxacin, Temafloxacin and Tosufloxacin;

Sulfonamides such as Acetyl Sulfamethoxypyrazine, Acetyl

- 5** Sulfisoxazole, Azosulfamide, Benzylsulfamide, Chloramine-B, Chloramine-T, Dichloramine T, Formosulfathiazole, N²-Formyl-sulfisomidine, N⁴-β-D-Glucosylsulfanilamide, Mafenide, 4'-(Methyl-sulfamoyl)sulfanilamide, p-Nitrosulfathiazole, Noprylsulfamide, Phthalylsulfacetamide, Phthalylsulfathiazole, Salazosulfadimidine, Succinylsulfathiazole,
- 10** Sulfabenzamide, Sulfacetamide, Sulfachlorpyridazine, Sulfachrysoidine, Sulfacytine, Sulfadiazine, Sulfadicramide, Sulfadimethoxine, Sulfadoxine, Sulfaethidole, Sulfaguanidine, Sulfaguanol, Sulfalene, Sulfaloxic Acid, Sulfamerazine, Sulfameter, Sulfamethazine, Sulfamethizole, Sulfamethomidine, Sulfamethoxazole, Sulfamethoxypyridazine, Sulfametrole,
- 15** Sulfamidochrysoidine, Sulfamoxole, Sulfanilamide, Sulfanilamidomethanesulfonic Acid Triethanolamine Salt, 4-Sulfanilamidosalicylic Acid, N⁴-Sulfanilylsulfanilamide, Sulfanilylurea, N-Sulfanilyl-3,4-xylamide, Sulfanitran, Sulfaperine, Sulfaphenazole, Sulfaproxyline, Sulfapyrazine, Sulfapyridine, Sulfasomizole, Sulfasymazine, Sulfathiazole, Sulfathiourea,
- 20** Sulfatolamide, Sulfisomidine and Sulfisoxazole;

Sulfones, such as Acedapstone, Acediasulfone, Acetosulfone, Dapsone, Diathymosulfone, Glucosulfone, Solasulfone, Succisulfone, Sulfanilic Acid, p-Sulfanilylbenzylamine, p,p'-Sulfonyldianiline-N,N' digalactoside, Sulfoxone and Thiazolsulfone;

- 25** Others such as Benzoyl Peroxide, Clofoctol, Hexedine, Magainins, Methenamine, Methenamine Anhydromethylene-citrate, Methenamine Hippurate, Methenamine Mandelate, Methenamine Sulfosalicylate, Nitroxoline, Silver Nitrate, Squalamine, and Xibornol.

— 114 —

c. Antifungal (antibiotics)

Polyenes such as Amphotericin-B, Candicidin, Dermostatin, Filipin, Fungichromin, Hachimycin, Hamycin, Lucensomycin, Mepartricin, Natamycin, Nystatin, Pecilocin, Perimycin; and others, such as Azaserine,
5 Griseofulvin, Oligomycins, Pyrrolnitrin, Siccanin, Tubercidin and Viridin.

d. Antifungal (synthetic)

Allylamines such as Naftifine and Terbinafine;
Imidazoles such as Bifonazole, Butoconazole, Chlordantoin, Chlormidazole, Cloconazole, Clotrimazole, Econazole, Enilconazole,
10 Fenticonazole, Isoconazole, Ketoconazole, Miconazole, Omoconazole, Oxiconazole Nitrate, Sulconazole and Tioconazole;
Triazoles such as Fluconazole, Itraconazole, Terconazole
Others such as Acrisorcin, Amorolfine, Biphenamine, Bromosalicylchloranilide, Buclosamide, Chlophenesin, Ciclopirox,
15 Cloxyquin, Coparaffinate, Diamthazole, Dihydrochloride, Exalamide, Flucytosine, Halethazole, Hexetidine, Loflucarban, Nifuratel, Potassium Iodide, Propionates, Propionic Acid, Pyrithione, Salicylanilide, Sulbentine, Tenonitrozole, Tolciclate, Tolindate, Tolnaftate, Tricetin, Ujothion, and Undecylenic Acid.

20 e. Antiglaucoma agents

Antiglaucoma agents, such as Dapiprazoke, Dichlorphenamide, Dipivefrin and Pilocarpine.

f. Anti-inflammatory agents

Corticosteroids such as Alclometasone, Betamethasone,
25 Clobetasol, Clcortrolone, Desonide, Desoximetasone, Dexamethasone, Diflorasone, Fluocinolone, Fluocinonide, Flurandrenolide, Fluticasone, Floromethalone, Halcinonide, Halobetasol, Hydrocortisone, Loteprednol, Mometasone, Prednicarbate, Prednisone, and Triamcinolone;

Aminoarylcarboxylic Acid Derivatives such as Etofenamate,
30 Meclofenamic Acid, Mefanamic Acid, Niflumic Acid;

- Arylacetic Acid Derivatives such as Acemetacin, Amfenac, Cinmetacin, Clopirac, Diclofenac, Fenclofenac, Fenclorac, Fenclozic Acid, Fentiazac, Glucametacin, Isoxepac, Lonazolac, Metiazinic Acid, Naproxin, Oxametacine, Proglumetacin, Sulindac, Tiaramide and Tolmetin;
- 5 Arylbutyric Acid Derivatives such as Butibufen and Fenbufen;
Arylcarboxylic Acids such as Clidanac, Ketorolac and Tinoridine.
Arylpropionic Acid Derivatives such as Bucloxic Acid, Carprofen, Fenoprofen, Flunoxaprofen, Ibuprofen, Ibuproxam, Oxaprozin, Phenylalkanoic Acid derivatives such as Flurbiprofen, Piketoprofen,
- 10 Pirprofen, Pranoprofen, Protizinic Acid and Tiaprofenic Acid;
Pyranocarboxylic acids such as Etodolac;
Pyrazoles such as Mepirizole;
Pyrazolones such as Clofezone, Feprazone, Mofebutazone, Oxyphenbutazone, Phenylbutazone, Phenyl Pyrazolidininones, Suxibuzone and
- 15 Thiazolinobutazone;
Salicylic Acid Derivatives such as Aspirin, Bromosaligenin, Diflusinal, Fendosal, Glycol Salicylate, Mesalamine, 1-Naphthyl Salicylate, Magnesium Salicylate, Olsalazine and Salicylamide, Salsalate, and Sulfasalazine;
- 20 Thiazinecarboxamides such as Droxicam, Isoxicam and Piroxicam
Others such as ϵ -Acetamidocaproic Acid, Acetaminophen, S-Adenosylmethionine, 3-Amino-4-hydroxybutyric Acid, Amixetrine, Bendazac, Bucolome, Carbazones, Cromolyn, Difenpiramide, Ditazol, Hydroxychloroquine, Indomethacin, Ketoprofen and its active metabolite
- 25 6-methoxy-2-naphthylacetic acid; Guaiazulene, Heterocyclic Aminoalkyl Esters of Mycophenolic Acid and Derivatives, Nabumetone, Nimesulide, Orgotein, Oxaceprol, Oxazole Derivatives, Paranyline, Pifoxime, 2-substituted-4, 6-di-tertiary-butyl-s-hydroxy-1,3-pyrimidines, Proquazone and Tenidap.

— 116 —

g. Antiseptics

Guanidines such as Alexidine, Ambazone, Chlorhexidine and Picloxydine;

5 Halogens/Halogen Compounds such as Bornyl Chloride, Calcium Iodate, Iodine, Iodine Monochloride, Iodine Trichloride, Iodoform, Povidone-Iodine, Sodium Hypochlorite, Sodium Iodate, Symclosene, Thymol Iodide, Triclocarban, Triclosan and Troclosene Potassium;

Nitrofurans such as Furazolidone, 2-(Methoxymethyl)-5-Nitrofurantoin, Nitroxyzone, Nifuroxime, Nifurzide and Nitrofurazone;

10 Phenols such as Acetomerocetol, Chloroxylenol, Hexachlorophene, 1-Naphthyl Salicylate, 2,4,6-Tribromo-m-cresol and 3',4',5'-Trichlorosalicylanilide;

15 Quinolines such as Aminoquinuride, Chloroxine, Chlorquinaldol, Cloxyquin, Ethylhydrocupreine, Halquinol, Hydrastine, 8-Hydroxiquinoline and Sulfate; and

others, such as Boric Acid, Chloroazodin, m-Cresyl Acetate, Cupric Sulfate and Ichthammol.

h. Antivirals

20 Purines/Pyrimidinones, such as 2-Acetyl-pyridine 5-((2-pyridyl-amino)thiocarbonyl) Thiocarbonohydrazone, Acyclovir, Dideoxyadenosine, Dideoxycytidine, Dideoxyinosine, Edoxudine, Famciclovir, Floxuridine, Ganciclovir, Idoxuridine, MADU, Pyridinone, Trifluridine, Valacyclovir, Vidarabine and Zidovudine;

25 Others such as Acetyl-leucine Monoethanolamine, Acridinamine, Alkylisooxazoles, Amantadine, Amidinomyacin, Cuminaldehyde Thiosemicarbazone, Foscarnet Sodium, Interferon α -N3, Kethoxal, Lysozyme, Methisazone, Moroxydine, Podophyllotoxin, Ribavirin, Rimantadine, Stallimycin, Statolon, Thymosins, Tromantadine and Xenazoic Acid.

- 117 -

i. Antihistamines

Antihistamines such as chlorcyclizine, and doxepin

j. Vasoconstrictors

Vasoconstrictors, preferably such as the α -agonists, including but
5 not limited to, epinephrine, norepinephrine, pseudoephedrine,
phenylephrine, oxymetazoline, propylhexedrine, naphazoline,
tetrahydrozoline, xylometazoline, ethylnorepinephrine, methoxamine,
phenylhexedrine, mephentermine, metaraminol, dopamine, dipivefrin,
10 norphedrine and ciraxzoline may be advantageously used in the
compositions and methods herein. Use of such should aid in reducing
systemic delivery of the active antihyperalgesic agent.

k. Local anesthetics

Dyclonine, lidocaine and Prilocaine, singly or in admixture;
Benzocaine, Tetracaine, Bupiracaine, Mepivacaine and Etidocaine.

15 Exemplary compositions are set forth in the Examples herein. It is
understood that suitable combinations of any of the above additional
ingredients with the compounds provided herein are also contemplated.

D. Combinations and kits

The compounds or compositions containing the compounds may
20 also be coated on bandages, mixed with bioadhesives or included in
dressings. Thus, combinations of bandages, bioadhesives, dressings and
other such materials and the compositions formulated as described herein
are provided. Kits containing these combinations, which may also include
compositions containing the above listed agents, are also provided.

25 E. Articles of manufacture

The compounds and compositions provided herein may be
packaged as articles of manufacture containing packaging material, one or
more of the compounds provided herein, which is effective for ameliora-
ting peripheral hyperalgesia, within the packaging material, and a label

— 118 —

that indicates that the compound, N-oxide, acid, salt or other derivative thereof is used for treating and/or preventing hyperalgesic conditions.

F. Indications and Methods of treatment

The compositions and methods herein are intended for the

5 preventions and treatment of hyperalgesia association with numerous inflammatory conditions and injuries. The compositions and methods provided herein may be used to treat a variety of hyperalgesic conditions associated with burns, including, but not limited to, thermal, radiation, chemical, sun and wind burns, abrasions, including, for example, corneal

10 abrasions, bruises, contusions, frostbite, rashes, including, for example, allergic, heat and contact dermatitis, such as, for example, poison ivy and diaper rashes, acne, insect bites/stings, skin ulcers, including, but not limited to, diabetic and decubitus ulcers, mucositis, inflammation, for example, periodontal inflammation, orthodontic inflammation,

15 inflammatory conjunctivitis, hemorrhoids and venereal inflammations, gingivitis, bronchitis, laryngitis, sore throat, shingles, fungal irritation, for example, athlete's foot and jock itch, fever blisters, boils, Plantar's warts or vaginal lesions, including, for example, mycotic and sexually transmitted vaginal lesions. Hyperalgesic conditions associated with skin

20 surfaces include burns, including but not limited to, thermal, radiation, chemical, sun and wind burns, abrasions such as, for example, corneal abrasions, bruises, contusions, frostbite, rashes including allergic, heat, contact dermatitis (for example, poison ivy) and diaper rashes), acne, insect bites/stings and skin ulcers (including diabetic and decubitus

25 ulcers). Hyperalgesic conditions of the mouth, larynx and bronchium include mucositis, post-tooth extraction, periodontal inflammation, gingivitis, orthodontic inflammation, bronchitis, laryngitis and sore throat. Hyperalgesic conditions of the eyes include corneal abrasions, post-radial keratectomy and inflammatory conjunctivitis. Hyperalgesic conditions of

30 the rectum/anus include hemorrhoids and venereal inflammations.

— 119 —

Hyperalgesic conditions associated with infectious agents include shingles, fungal irritations (including athlete's foot and jock itch), fever blisters, boils, Plantar's warts and vaginal lesions (including lesions associated with mycosis and sexually transmitted diseases). Hyperalgesic
5 conditions may also be associated with recovery following surgery, such as recovery following lumpectomy, episiotomy, laparoscopy, arthroscopy, radial keratectomy and tooth extraction.

Compositions for use with human skin and mucosa preferably may be applied at least once per day or, if necessary to achieve the desired
10 result, more often, to the areas of the skin for which treatment is sought. It is understood that the precise treatment regimen depends upon the individual treated and may be ascertained empirically depending upon the formulation and, particularly, the age of the treated individual. Any regimen is acceptable as long as the desired anti-hyperalgesic effects are
15 achieved without substantial deleterious or sustained undesirable side effects.

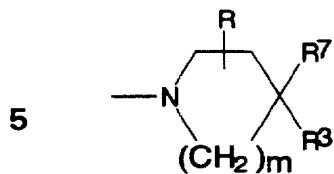
The methods for treating human skin are practiced by applying to the skin, preferably at least daily, a composition suitable for human skin treatment or treatment of mucosal membranes and other body surface
20 tissues, including the vagina, rectum, mouth, eyes and other such tissues. The compositions may be injected into joints or other inflamed areas.

Compositions may be combined with bandages, bioadhesives and other dressings and applied to the body in combination therewith.

G. Preparation of compounds useful as peripheral anti-hyperalgesics
25

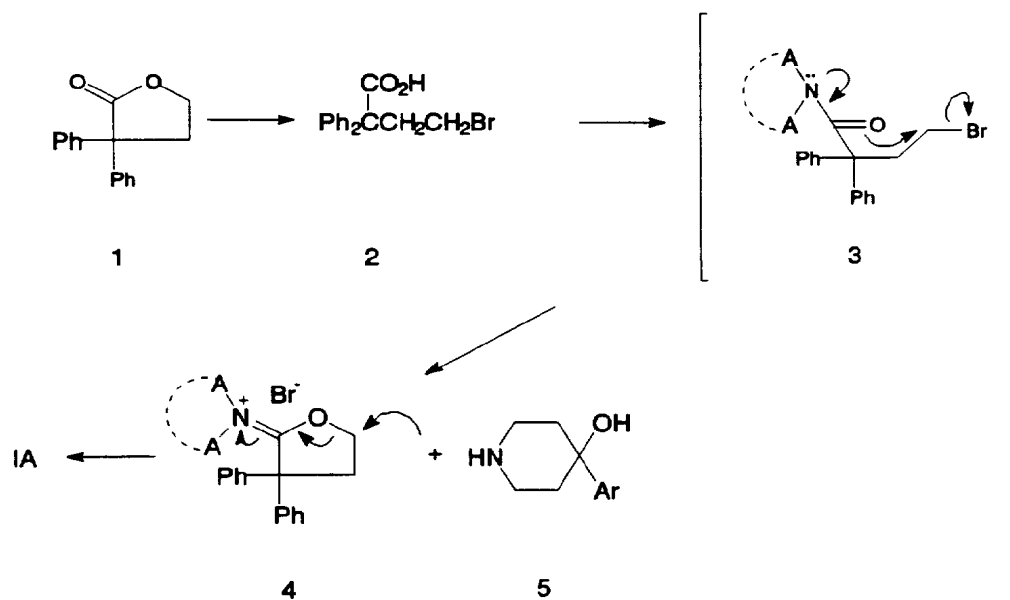
Compounds useful as peripheral anti-hyperalgesics in the methods and compositions provided herein may be prepared using standard organic synthetic techniques that which would be apparent to one of skill in the art in light of the present disclosure. Compounds of formula (I), and
30 especially compounds where M is

- 120 -

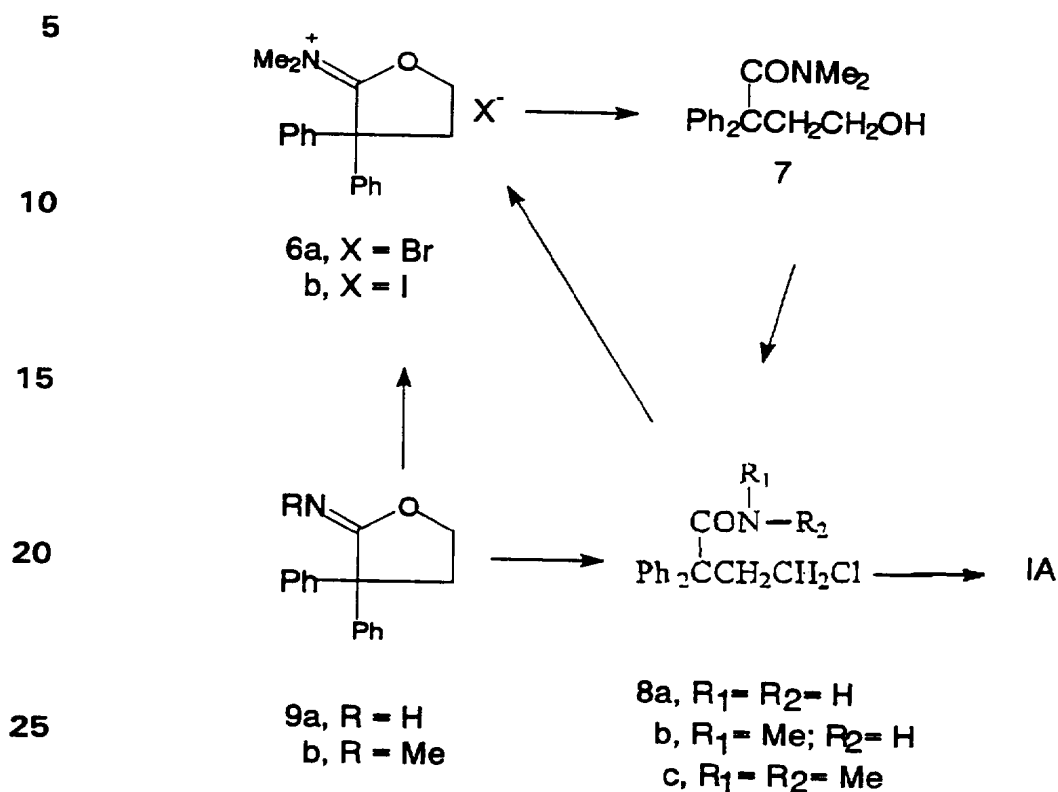


- 10 in which m is 2, R is hydrogen, Ar¹ and Ar² are phenyl, R⁴ is -C(=O)-NR⁵R⁶, R² is substituted or unsubstituted alkylene of about 2 carbons, R³ is Ar and R⁷ is hydroxy (which are referred to hereinafter as compounds of formula (IA)), may be prepared, for example, by using methodology exemplified in the following exemplary reaction Schemes I and II.
- 15 and II.

Scheme I



Scheme II



With particular reference to Scheme I, the synthesis of the compounds of
 30 formula (IA) may involve ring opening of 2,2-diphenyl-4-
 hydroxybutyric acid γ -lactone (1) with HBr in AcOH to afford 4-bromo-
 2,2-diphenylbutyric acid (2). Subsequent treatment of (2) with SOCl_2 and
 reaction of the intermediate acid chloride with a secondary amine yields
 the corresponding tetrahydro-3,3-diphenyl-2-furylidene ammonium salt
 35 (4). The compound of formula (3) rearranges to (4) spontaneously under
 the reaction conditions. The structure of the ammonium salt (4) may be
 evident from spectral data and from its reactivity. Compound (4) reacts
 extremely fast with 4-aryl-4-piperidinols (5) to provide the compounds of
 formula (IA).

— 122 —

With particular reference to Scheme II, treatment of dimethyl(tetrahydro-3,3-diphenyl-2-furylidene)ammonium bromide (6a) with aqueous base affords 4-hydroxy-N,N-dimethyl-2,2-diphenylbutyramide (7). Compound (7) may be converted with SOCl₂ to the compound (8c). Upon warming in an inert solvent, compound (8c) rearranges slowly to the corresponding ammonium salt (4). Reaction of compound (8c) with compound (5) affords the compounds of formula (IA).

10 Primary and secondary butyramide compounds of formula (IA) may be prepared by a substitution reaction of compounds (8a) and (8b) with a 4-aryl-4-piperidinol of formula (5). Compounds (8a) and (8b) may be synthesized by ring opening of the corresponding 3,3-diphenyl-2-iminotetrahydrofuran (9a) and (9b) with HCl. Quaternization of (9b) with
15 MeI affords ammonium iodide (6b) and alkylation of (9a) with LiNH₂ and MeI yields the monomethylated compound (9b).

The β - and γ -methyl-substituted compounds of formula (IA) may be prepared by condensation of the substituted (tetrahydro-3,3-diphenyl-2-furylidene)ammonium salts (13) and (16) with the 4-aryl-4-piperidinol
20 compounds of formula (5). The synthesis of compounds (12) and (16) is outlined in the following exemplary reaction Schemes III and IV.

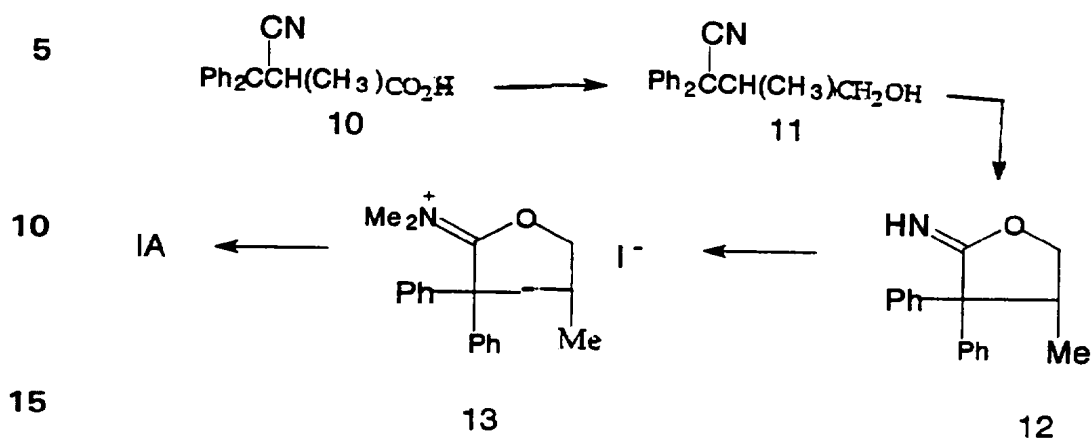
25

30

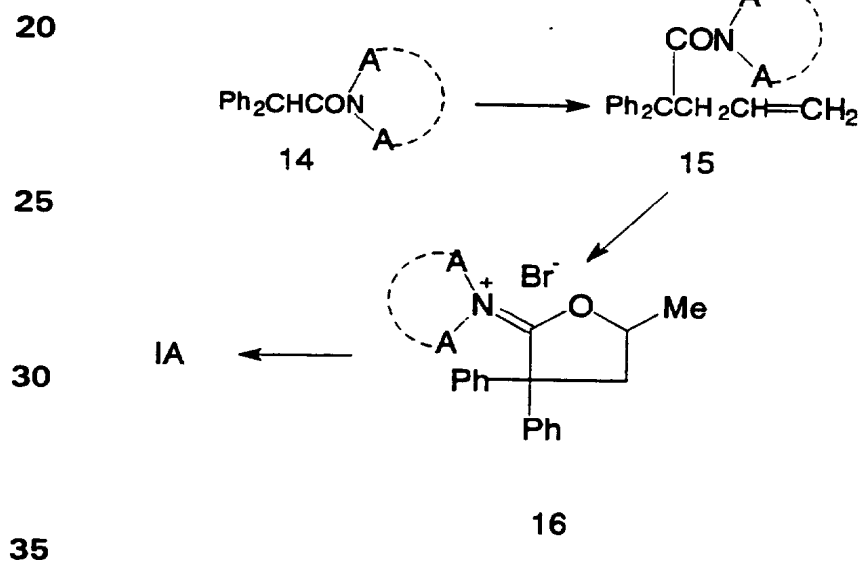
35

- 123 -

Scheme III



Scheme IV



Treatment of 3-cyano-3,3-diphenylisobutyric acid (10) with SOCl_2 , followed by reduction of the intermediate acid chloride with NaBH_4 in DMF, affords the corresponding alcohol (11). Acid cyclization of (11) provides tetrahydro-4-methyl-3,3-diphenyl-2-furanimine (12). Alkylation of (12), followed by quaternization, yields ammonium iodide (13). Allylation of the N,N-disubstituted 2,2-diphenylacetamide (14) with

- 124 -

NaNH₂ in xylene affords the corresponding 2,2-diphenyl-4-pentenamide (15). Cyclization of (15) with HBr in AcOH provides the 5-methyl substituted ammonium bromide (16).

Methods for preparing compounds employed in the methods and compositions provided herein, including the compounds of formula (I), and especially the compounds of formula (IA), are known [see, *e.g.*, Stokbroekx *et al.* (1973) *J. Med. Chem.* 16:782-786; see also, *e.g.*, U.S. Patent No. 3,714,159 and U.S. Patent No. 3,884,916]. Other methods for preparing compounds that may be employed in the methods and compositions provided herein would be apparent to one skilled in the art in light of instant disclosure.

The following examples are included for illustrative purposes only and are not intended to limit the scope of the invention.

EXAMPLE 1

15 **Peripherally-mediated antinociceptive effects observed during inflammation appear to be mediated by μ and κ opioids**

A. **Materials and methods**

This study was performed with approval from the Institutional Animal Care and Use Committee of the University of California, San Diego.

1. **Preparation**

To induce inflammation, each rat [male Sprague-Dawley, 300-340 g] was anesthetized in a Plexiglas acrylic plastic induction chamber with 2% halothane in oxygen-enriched room air. During halothane anesthesia, 0.2 ml of a mixture of 4% kaolin and 4% carrageenan [Sigma Chemical Co.] was slowly injected into the right knee joint cavity through the patellar ligament using a 21 gauge needle. After induction of the inflammation, the rat was allowed to recover from anesthesia. Three and one-half hours after induction of the inflammation, the rat was anesthetized again with halothane [2.0%] in a 50% O₂/air mixture delivered through a face mask. The tail artery was cannulated for

— 125 —

monitoring BP. When surgical preparation was completed, halothane anesthesia was continued at 1.0% inspired halothane. BP was recorded continuously [Grass model 7 polygraph]. Body temperature [rectal] was monitored and maintained at 37° C by a servo-controlled heating blanket.

- 5 For intrathecal [IT] injection, rats were prepared with chronic lumbar intrathecal catheters [Yaksh *et al.* (1976) *Physiol. Behav.* 17:1031-1036]. After 5-7 days, they were entered into the study.

- To produce a reliable compression of the knee joint, a pediatric blood pressure cuff was placed around the inflamed knee. For
10 stimulation, the cuff was rapidly elevated to 200 mm Hg by a syringe pump. Each inflation was sustained for 2 minutes. Typically, testing was carried out at -5 minutes, and 15, 30, 60, 90 and 120 minutes.

2. Measure of joint volume and circumference

- To assure a standard state of inflammation, at three and one-half
15 hours after kaolin and carrageenan injection, the volume and circumference of the inflamed and non-inflamed knee joint were measured. Volume was assessed by displacement of fluid after the hindquarter of the rat was immersed to the groin. Circumference was measured by a flexible cord placed around the knee joint at the level of
20 the knee joint flexure. After the first 85 rats, it was found that the inflammation was sufficiently reliable so that further screening in this fashion was not required.

3. Drug delivery

- The route of drug injection was intramuscularly [IM] into the left
25 hamstring muscle, intrathecally [IT] through the chronic catheter, or intra-articularly [IA] into the right knee joint using a 30 gauge needle. It was also found that simple IA injection of saline [vehicle] into the already inflamed knee joint at 4 hours would result in an additional facilitated response. Thus, to compare the potency of the IT and IM routes of
30 delivery with the IA route, all IT and IM treatments employed a concurrent

— 126 —

IA injection of saline, in addition to the IT or IM injection. IT and IM vehicle injection had no effect upon the response and, thus, it was not necessary to give parallel IT or IM vehicle injection with IA drugs. The volume of all IM and IA drug injections was 0.2 ml, except for IM
5 injection of U50488H 10 mg, which was in 0.6 ml. All IT administered drugs were injected in a volume of 10 μ l followed by 10 μ l of physiologic saline to clear the catheter.

4. Drugs

The drugs used for injection were:

10 **mu [μ] agonists:** morphine sulfate [MW: 334; Merck, Sharpe and Dohme, West Point, PA]; Sufentanil citrate, [MW: 571 Janssen Pharmaceutical, Belgium];

kappa [κ] agonists: PD117302 [(+/-)trans-N-methyl-N[2-(1-pyrrolidinyl)-cyclohexyl]-benzo-[b]-thiophene-4-acetamide] [MW - 412;
15 Parke Davis] and U50488H (trans-3,4-dichloro-N-methyl-N-[2-(1-pyrrolidinyl)-cyclohexyl]-benzeneacetamide) [MW: 465; Upjohn, Kalamazoo, MI]; Spiradoline mesylate [MW: 522; Research Biochemicals Inc.];

delta [δ] agonists: DADL [D-ala²D-leu⁵-enkephalin; MW: 556;
20 courtesy Dr. Murray Goodman, UCSD]; DPDPE: [D-Pen², D-Pen⁵]enkephalin [MW: 646, courtesy Dr. Victor Hruby, University of Arizona Health Science Center, Tucson, AZ]; and
naloxone HCl [MW = 364; Endo Labs, Garden City, NJ].

5. Naloxone antagonism

25 To define the potency of naloxone to reverse the effects of IA morphine and U50488H, rats received an injection of naloxone [intraperitoneal injection, mg/kg] given at -10 minutes before IA morphine [1 mg] IA U50488H [1 mg]. This time interval was based on preliminary observations. If the naloxone dose completely reversed the effects of the
30 agonist, it was scored as an antagonism. In sequential rats, the naloxone

- 127 -

dose was increased or decreased by a factor of 3 [approximately one-half log unit: 0.01, 0.03, 0.1, 0.3, 1.0, 3.0 or 10.0 mg/kg] if the preceding naloxone dose was either ineffective or effective [e.g., the Dixon up-down method] for potency determination [Dixon, WJ (1965) Am. Stat.

5 Ass. J. 60:67-978].

6. Statistics:

BP was evaluated as the mean BP: [(systolic BP - diastolic BP)/3 + diastolic BP]. The response to a compression stimulus was expressed as Δ mean BP [(maximum mean blood pressure response observed during knee joint compression) - (mean blood pressure response observed immediately prior to knee joint compression)]. For dose response analysis, data are presented as the % Δ BP [maximum Δ mean BP measured after drug / maximum Δ mean BP measured before drug] x 100. Statistical comparisons were carried out using a Student's t-test, paired or unpaired as required. For statistical analysis and graphical presentation, BP dose response curves were generated using the maximum reduction in the evoked response [% Δ BP] observed within 60 minutes after drug injection. These dose response data were analyzed by calculation of a least-squares linear regression. ED_{50} and slopes with 95% confidence interval [CI] were calculated [Tallarida et al. (1986) Manual of Pharmacologic Calculations with Computer Programs, 2nd ed., New York, Springer-Verlag].

B. Results

1. General observations

25 In all experiments, the injection of kaolin and carrageenan induced inflammation, with swelling and edematous deformation of the joint. The volume of the right injected hind-limb was measured in the first 85 rats and found to be 6.6 ± 0.1 versus 14.6 ± 0.5 ml, respectively, before and after kaolin and carrageenan injection [n = 85; $\Delta = +1.8 \pm 0.1$ ml, 30 p < 0.01, paired t-test]. Injection of saline alone resulted in a small, but

— 128 —

not statistically significant, increase in the circumference of the injected knee joint. The left, uninjected knee, was not different from the right knee prior to kaolin and carrageenan and did not change during the study [$p > 0.10$, paired t-test data, not shown]. Prior to blood pressure response testing, it was observed that all rats displayed a tendency to keep the injected limb from weight bearing. Unstimulated rats [$n = 193$], maintained in an anesthetic state with inspired 1.0% halothane, displayed a stable resting BP [121 ± 6 mm Hg]. Inflation of the cuff on the inflamed knee joint resulted in a reliable stimulation-dependent increase in BP during the 2 minute interval of inflation [$\Delta = 14.6 \pm 0.2$ mmHg]. With knee joint compression, the time course of the increasing BP evoked by compression was uniform, reaching the maximum response approximately 20-30 seconds after the onset of stimulation. The BP changes persisted throughout 2 minutes of stimulation and gradually returned to the control level within 1-2 minutes after the end of the stimulus.

In the absence of drug treatment, the response to compression was stable over the 2 hour interval of testing.

2. Intrathecal opioid agonists

The IT administration of μ , δ and κ agonists at the doses employed had no statistically significant effect upon resting blood pressure, but resulted in an early blockade of the cuff-evoked increase in BP. The antinociceptive effects were dose dependent. The order of drug activity on the cuff-evoked BP responses was sufentanil $>$ PD117302 $>$ spiradoline, morphine $>$ DADL, DPDPE $>$ U-50,488H $>$ naloxone = 0.

3. Intramuscular opioid agonist-cardiovascular response

To determine if the IA effects could be similarly achieved by a "systemic" route of delivery, the intramuscular [IM] administration of these agents was also examined. IM μ opioid agonists resulted in a blockade of the compression-evoked increase in BP. The ordering of

- 129 -

activity was sufentanil > PD117302, Spiradoline, morphine > DADL, DPDPE > U-50,488H = naloxone = 0.

4. Naloxone antagonism

The effects of IM naloxone on the depressive effects of IA morphine [1 mg] and IA U50488H were determined. Naloxone alone was without effect upon a compression-evoked change in BP. To determine if the effects of naloxone were local, within the articular space, naloxone [30 μ g] was co-administered with morphine in 4 rats. This injection was adequate to attenuate the anti-hyperalgesic effects of morphine otherwise observed at 30 minutes after agonist injection.

C. Discussion

1. Spinal opioid agonists and antinociception

The compression evoked increase in BP was effectively blocked by the intrathecal delivery of morphine, sufentanil [μ] and DPDPE and DADL [δ], PD117304, spiradoline and U50488 [κ]. Spinally delivered opioid μ and δ agonists have been shown to depress the behavioral and electrophysiological responses evoked by noxious stimulation. In contrast, κ agonists frequently appear to have modest effects in behavioral models of acute nociception [such as the tail flick or hot plate models], but typically appear to be more efficacious in models of protracted pain [typically induced by inflammatory stimuli as in the present model]. Given the lack of significant changes in resting blood pressure with the spinal agent, it appears that these agents are blocking the response by a blockade of small afferent input generated by the compression of the inflamed knee.

2. Intra-articular opioid agonists and antinociception

The experiments demonstrated that IA administered μ and κ , but not δ , preferring agonists result in a dose dependent blockade of the hyperalgesia produced by the inflammation of the knee. Importantly, as defined by the dose response curves, the effects produced by injection at the site is more robust and potent than when the respective agent is

— 130 —

- delivered intramuscularly. This observation indicates that the effect of IA μ and κ agonists appear to be mediated by a local action at the site of injection. This local action is further supported by the observation that local naloxone was able at a very low dose to attenuate the effects of IA morphine. The local dose required to induce this blockade considerably exceeds that dose required after spinal delivery. This difference in potency by the two "local" routes may reflect the accessibility of the joint to the drug. Alternately, the high dose may reflect upon the fact that a high level of occupancy is required to block the transduction.
- Antagonism of the effect of IA morphine and U50488H is consistent with the known lower affinity of naloxone for the κ receptor than for the μ receptor and indicates that both classes of receptors appear to be involved in this action. The failure of DPDPE and DADL to induce a comparable action may be due to the absence of delta receptors at this site or to a difference in bio-availability.

EXAMPLE 2

The effects of intra-articular loperamide were compared with those of morphine delivered into the inflamed knee joints of rats

A. Model

- In joint inflammation, the peripheral nerve innervating inflamed tissue evokes an exaggerated behavior response to otherwise innocuous stimuli (i.e. a state of hyperalgesia). This scenario has been well-documented in the knee joint. It has been shown that inflammation of the knee joint results in, among other responses, signs of a pain-associated autonomic reaction, including increased BP.

B. Methods

1. Induction of inflammation

- Male rats [Sprague-Dawley, 300—340 g] were anesthetized with 2% halothane in oxygen-enriched room air. To induce inflammation, during halothane anesthesia 0.2 ml of a mixture of 4% kaolin and 4% carrageenan [Sigma Chemical Co.] was injected into the right knee joint

- 131 -

cavity through the patellar ligament using a 21 gauge needle. This induces an experimental arthritis and model of hyperalgesia.

After induction of the inflammation, the rat was allowed to recover from anesthesia. Three and half hours after induction of the
5 inflammation, the rat was anesthetized again with halothane [2.0%] in oxygen-enriched air. The tail artery was cannulated for monitoring BP. When surgical preparation was completed, halothane anesthesia was continued at 1.0% inspired halothane. BP was recorded continuously [Grass model 7 polygraph]. Body temperature [rectal] was monitored and
10 maintained at 37° C by a servo-controlled heating blanket. To produce a reliable compression of the knee joint, a pediatric blood pressure cuff was placed around the inflamed knee. For stimulation, the cuff was rapidly elevated to 22 mm Hg by a syringe pump. Each inflation was sustained for 2 minutes. It has been demonstrated that such compression results
15 in a reliable stimulus dependent hypertension [$\Delta \approx 13$ mm Hg].

2. Drugs and drug delivery

Drugs were delivered either intramuscularly [IM] into the left hamstring muscle, or intra-articularly [IA] into the right knee joint using a
20 30 gauge needle. The volume of all IM and IA drug injections was 0.2 ml. Drugs used for injection were: morphine sulfate [Merck, Sharpe and Dohme, West Point, PA], and loperamide HCl [Research Biochemicals, Natick, MA]. All drugs were dissolved in dimethylsulfoxide [DMS, spectral grade] and diluted with 5% methyl-cellulose [Sigma]. Naloxone HCl [Dupont] was prepared in saline for intraperitoneal [IP] delivery.

25 C. Results

The following reflects experiments targeted to define i) the effect of the IM versus IA loperamide and morphine in blocking the compression evoked change in blood pressure in the inflamed knee joint, and ii) the supraspinal effects.

1. Effects upon resting and compression evoked blood pressure

The IA administration of morphine [3 mg], and loperamide [0.3 mg] had no effect upon resting blood pressure. IA morphine and IA loperamide, however, resulted in a dose dependent blockage of the cuff-evoked increase in BP [Table below]. In contrast to the effects of IA injection, the injection of the same doses in the contralateral leg had minimal suppressive effect upon the compression evoked response. The effects of IA loperamide were reversed by pretreatment with naloxone.

10 IA morphine is similarly reversed in this model [data not shown].

TABLE			
Summary of effect of intra-articular (IA) and intramuscular (IM) loperamide or morphine on the resting blood pressure and the pressure change evoked by compression of the inflamed knee joint.			
15	Resting BP (mm Hg)		Compression evoked BP
	Pre Drug	Post Drug	(Δ Post Drug/ $\% \Delta$ Pre Drug) $\times 100^*$
	IA Vehicle (control)		
	Rat 1	121	113
	Rat 2	110	121
20	Rat 3	109	109
	Rat 4	89	91
	$\bar{x} \pm SE$	107 ± 13	109 ± 13
	IA Morphine [†]		
	Rat 5	86	91
25	Rat 6	112	102
	Rat 7	92	105
	Rat 8	86	92
	$\bar{x} \pm SE$	94 ± 12	98 ± 7
	IA Loperamide [†]		
30	Rat 9	69	73
	Rat 10	103	109
	Rat 11	115	109
	Rat 12	102	115

TABLE			
Summary of effect of intra-articular (IA) and intramuscular (IM) loperamide or morphine on the resting blood pressure and the pressure change evoked by compression of the inflamed knee joint.			
Resting BP (mm Hg)			Compression evoked BP
	Pre Drug	Post Drug	(Δ Post Drug/ $\% \Delta$ Pre Drug)x100*
$\bar{x} \pm SE$	97 \pm 19	102 \pm 19	24 \pm 5
IM Morphine†			
Rat 13	115	119	63
Rat 14	93	103	79
Rat 15	89	111	58
Rat 16	101	89	67
$\bar{x} \pm SE$	100 \pm 11	106 \pm 13	67 \pm 9
IM Loperamide††			
Rat 17	112	119	110
Rat 18	128	106	101
Rat 19	121	112	89
Rat 20	105	100	91
$\bar{x} \pm SE$	117 \pm 10	109 \pm 8	98 \pm 10
IA Loperamide + Naloxone†††			
Rat 21	89	110	115
Rat 22	93	121	121
Rat 23	119	123	118
Rat 24	107	110	92
$\bar{x} \pm SE$	102 \pm 14	116 \pm 7	112 \pm 13

5

10

15

20

25

* $\% \Delta$ Post Drug: Percent change in blood pressure evoked by knee joint compression [(Post knee joint compression - pre knee joint precompression) x 100] measured after delivery

$\% \Delta$ Pre Drug: Percent change in blood pressure evoked by knee joint compression before drug delivery [(Post knee joint compression - pre knee joint compression) x 100] measured before drug delivery.

† 3 mg

†† 0.3 mg

††† (1 mg/kg, IP)

- 134 -

2. Side effects of IM loperamide and morphine

Separate groups of unanesthetized rats were injected with IM morphine [3 mg] and/or loperamide [0.5 mg]. The time the animal would stand poised in front of a 4 cm high bar was measured and defined as catalepsy. As shown in the Table below, morphine, but not loperamide treated rats, were significantly more cataleptic. Loperamide animals showed no sign of catalepsy.

TABLE Incidence of catalepsy after IM Loperamide and Morphine			
10	Time to Dismount from Bar (sec)		
	Before Drug	After Drug Treatment (15 min)	
15	IM Morphine (3 mg)		
	Rat A	1	29
	Rat B	2	52
	Rat C	1	37
	Rat D	1	31
	$\bar{x} \pm SE$	1 ± 1	37 ± 11
20	IM Loperamide (0.5 mg)		
	Rat E	1	1
	Rat F	1	1
	Rat G	1	3
	Rat H	1	2
	$\bar{x} \pm SE$	1 ± 0	2 ± 1

25 D. Conclusions

These data indicate the following:

- i) Loperamide and morphine given into the inflamed knee joint will reduce the pain response evoked by knee joint compression.
- ii) The effects are mediated by a local action as the same injection into the contralateral leg had no effect [e.g., the effects were not mediated by drug levels that were achieved by parenteral delivery].
- iii) The effects of loperamide even at the maximal systemic concentration [achieved by the IM injection in the unanesthetized rat] was without effects on centrally mediated behavior [catalepsy].

— 135 —

iv) The effects of loperamide at this dose were reversed by the opiate receptor antagonist naloxone suggesting that loperamide was acting via an opiate receptor.

EXAMPLE 3

5 Preparation of petrolatum based water-washable ointment

A petrolatum based water-washable ointment is prepared by melting inert ingredients together, adding loperamide hydrochloride and mixing well until the resulting ointment congeals.

		Weight (%)
10	Loperamide hydrochloride	0.5
	Lanolin alcohol	0.1
	Emulsifying wax NF	7.5
	Peg-20 corn glycerides	5.0
	Petrolatum	86.0
15		

EXAMPLE 4

Preparation of oil-in-water creams

A. An oil-in-water cream is prepared from components (1) by heating water, propylene glycol, and Tween 20 [polysorbate 20] to 70-80° C, and then dissolving methylparaben and loperamide hydrochloride. The ingredients in (2) are then melted together at 70-80° C, and mixture (1) is added to mixture (2). The resulting composition is mixed until the cream congeals.

		Weight (%)
25	(1)	
	Loperamide hydrochloride	1.75
	Propylene glycol	38.5
	Methyl paraben	0.30
	Tween 20 (Polysorbate)	3.50
30	Water	29.95

— 136 —

(2)

	White petrolatum	18.20
	Stearyl alcohol	5.00
	Isopropyl myristate	2.50
5	Liposorb S (sorbitan stearate)	1.20
	Liposorb S 20 (polysorbate 60)	3.10

B. Alternatively, oil-in-water creams are prepared by heating water, propylene glycol and polyethylene glycol 400 to 70-80° C and adding a mixture of white petrolatum, stearyl alcohol and surfactant [also mixed at 70-80° C]. Then loperamide hydrochloride in benzyl alcohol is added and finally hydroxyethyl cellulose [optional] is added and the pH is adjusted to 7.5 with an appropriate buffer.

	(1)	Weight %
15	Loperamide hydrochloride	5.0
	Benzyl alcohol	2.0
	Propylene glycol	5.0
	Polyethylene glycol 400	5.0
	White Petrolatum	10.0
20	Stearyl alcohol	5.0
	Hydroxyethyl cellulose	--
	Surfactant*	5.0
	Water	qs 100
	Buffer to pH	7.5
25	(2)	Weight %
	Loperamide hydrochloride	5.0
	Benzyl alcohol	2.0
	Propylene glycol	5.0
30	Polyethylene glycol 400	5.0
	White Petrolatum	10.0

- 137 -

	Stearyl alcohol	5.0
	Hydroxyethyl cellulose	--
	Surfactant*	5.0
	Water	qs 100
5	Buffer to adjust pH	7.5
	* Surfactant may be selected from, but not limited to, the following three systems: Steareth 2 plus steareth 21, or sorbitan monooleate plus polyoxyl 40 stearate, or poloxamer.	

EXAMPLE 5**10 Preparation of water washable gels**

A water-washable gel is prepared by adding Transcutol [diethylene glycol monoethyl ether] to propylene glycol, then dissolving the parabens and loperamide hydrochloride. Then water and Natrosol are added and mixed well until the mixture gels.

	Weight %	
15		
	Loperamide hydrochloride	4.00
	Propylene glycol	55.00
	Transcutol (diethylene glycol monoethyl ether)	5.00
	Natrosol 250 HHX (hydroxyethyl cellulose)	2.00
20	Methyl paraben	0.18
	Propyl paraben	0.02
	Water	33.80

EXAMPLE 6**25 Preparation of aqueous gels**

Aqueous gels are prepared by mixing loperamide hydrochloride, benzyl alcohol [and optionally propylene glycol and polyethylene glycol 400 as indicated in the ingredients list], adding to buffered water, and then adding hydroxyethyl cellulose with stirring until the mixture gels.

— 138 —

	A.	Weight %
	Loperamide hydrochloride	5.0
	Benzyl alcohol	2.0
	Propylene glycol	--
5	Polyethylene glycol 400	--
	Hydroxyethyl cellulose	1.5
	Water	qs 100
	Buffer to pH	6.5
10	B.	Weight %
	Loperamide hydrochloride	5.0
	Benzyl alcohol	2.0
	Propylene glycol	--
	Polyethylene glycol 400	--
15	Hydroxyethyl cellulose	1.5
	Water	qs 100
	Buffer to pH	7.5
	C.	Weight %
20	Loperamide hydrochloride	5.0
	Benzyl alcohol	2.0
	Propylene glycol	--
	Polyethylene glycol 400	--
	Hydroxyethyl cellulose	1.5
25	Water	qs 100
	Buffer to pH	8.5

- 139 -

D.		Weight %
	Loperamide hydrochloride	5.0
	Benzyl alcohol	2.0
	Propylene glycol	5.0
5	Polyethylene glycol 400	--
	Hydroxyethyl cellulose	1.5
	Water	qs 100
	Buffer to pH	7.5
E.		Weight %
10	Loperamide hydrochloride	5.0
	Benzyl alcohol	2.0
	Propylene glycol	5.0
	Polyethylene glycol 400	5.0
	Hydroxyethyl cellulose	1.5
15	Water	qs 100
	Buffer to pH	7.5

EXAMPLE 7**Preparation of polyethylene glycol water-washable ointments**

- 20** Polyethylene glycol water-washable ointments are prepared by mixing loperamide hydrochloride in benzyl alcohol and propylene glycol, adding polyethylene glycol 400 and 3350 and adjusting to pH 7.5 with buffer.

Example 7A		Weight %
25	Loperamide hydrochloride	5.0
	Benzyl alcohol	5.0
	Propylene glycol	5.0
	Polyethylene glycol 3350	40.0
	Polyethylene glycol 400	qs 100
30	Buffer to pH	7.5

- 140 -

Example 7B		Weight %
	Loperamide hydrochloride	2.5
	Benzyl alcohol	5.0
	Propylene glycol	5.0
5	Polyethylene glycol 3350	40.0
	Polyethylene glycol 400	qs 100
	Buffer to pH	7.5
Example 7C		Weight %
10	Loperamide hydrochloride	1.0
	Benzyl alcohol	5.0
	Propylene glycol	5.0
	Polyethylene glycol 3350	40.0
	Polyethylene glycol 400	qs 100
15	Buffer to pH	7.5

EXAMPLE 7D

INGREDIENTS	7D1	7D2	7D3	7D4	7D5
20 <i>White Petroleum, USP</i>	---	---	---	85.00	86.00
<i>Mineral Oil, USP</i>	--	---	---	10.00	---
<i>Benzyl Alcohol, NF</i>	10.00	5.00	2.00	---	3.00
<i>Propylene Glycol, USP</i>	20.00	15.00	15.00	---	5.00
25 <i>PEG 400, NF</i>	35.00	47.50	52.00	---	---
<i>PEG 3350, USP</i>	30.00	30.00	30.00	---	---
<i>Loperamide hydrochloride (Micronized)</i>	---	---	---	5.00	---
30 <i>Loperamide hydrochloride (non-micronized)</i>	5.00	2.5	1.0	---	1.00

-141-

EXAMPLE 7D

INGREDIENTS	7D1	7D2	7D3	7D4	7D5
<i>Glycerol Monostearate, NF</i>	---	---	---	---	5.00

5

EXAMPLE 7E

INGREDIENTS	7E1	7E2	7E3	7E4
<i>Petrolatum, USP</i>	86.00	18.20	30.75	---
<i>Stearyl Alcohol, USP</i>	---	5.00	9.25	---
<i>Isopropyl Myristate</i>	---	2.50	4.00	---
<i>Sorbitan Stearate</i>	---	1.20	---	---
<i>Polysorbate 60</i>	---	3.10	---	---
<i>Liposorb L</i>	---	---	10.20	---
<i>Tween 20</i>	---	---	1.80	---
<i>Distilled Water</i>	---	25.80	14.60	33.80
<i>Propylparaben, USP</i>	---	---	---	0.02
<i>Natrosol 250 HHX</i>	---	---	---	2.00
<i>Transcutol</i>	---	---	15.00	5.00
<i>Propylene Glycol, USP</i>	---	38.50	12.50	55.00
<i>Methylparaben, USP</i>	---	0.30	0.30	0.18
<i>Polysorbate 20</i>	---	3.50	---	---
<i>Lanolin Alcohol, USP</i>	1.00	---	---	---
<i>Emulsifying Wax, NF</i>	7.50	---	---	---

10

15

20

25

30

- 142 -

EXAMPLE 7E

INGREDIENTS	7E1	7E2	7E3	7E4
<i>PEG 20 Corn Glycerides</i>	5.00	---	---	---
<i>Loperamide hydrochloride (Non-Micronized)</i>	---	1.75	1.50	4.00
<i>Loperamide hydrochloride (Micronized)</i>	0.50	---	---	---
<i>Triethanolamine</i>	---	0.15	0.10	---

5

10

EXAMPLE 7F

INGREDIENTS	7F1	7F2	7F3	7F4	7F5	7F6	7F7
<i>Stearyl Alcohol, NF</i>	5.00	5.00	5.00	5.00	5.00	5.00	5.00
<i>White Petrolatum, USP</i>	10.00	10.00	10.00	10.00	10.00	10.00	10.00
<i>Polyoxyethylene 21 Stearyl Ether</i>	1.00	1.00	1.00	1.00	1.00	1.00	1.00
<i>Polyoxyethylene 2 Stearyl Ether</i>	1.20	1.20	1.20	1.20	1.20	1.20	1.20
<i>Purified Water, Part I USP</i>	54.75	54.60	54.60	64.80	69.30	68.80	67.30
<i>Sodium Phosphate Monobasic, USP</i>	0.85	0.36	0.50	---	---	---	---
<i>Sodium Phosphate Dibasic, ACS</i>	0.20	0.74	---	---	---	---	---
<i>Sodium Phosphate Tribasic, ACS</i>	---	---	0.60	---	---	---	---
<i>Propylene Glycol, USP</i>	5.00	5.00	5.00	5.00	5.00	5.00	5.00

15

20

25

30

- 143 -

EXAMPLE 7F

	INGREDIENTS	7F1	7F2	7F3	7F4	7F5	7F6	7F7
	<i>Benzyl Alcohol, NF</i>	2.00	2.00	2.00	2.00	2.00	2.00	2.00
5	<i>Hydroxyethyl Cellulose 250 HHX</i>	1.00	1.00	1.00	1.00	1.00	1.00	1.00
	<i>Polyethylene Glycol 400, NF</i>	5.00	5.00	5.00	5.00	5.00	5.00	5.00
10	<i>Loperamide hydrochloride (Micronized)</i>	5.00	5.00	5.00	5.00	0.50	1.00	2.50
	<i>Purified Water II USP</i>	5.00	5.00	5.00	---	---	---	---
15	<i>Sodium Hydroxide, 10 % Solution, NF</i>	4.00	4.10	4.10	---	---	---	---
	<i>pH</i>	~6	~7	~8	---	---	---	---

EXAMPLE 7G

	INGREDIENTS	7G1	7G2	7G3	7G4	7G5	7G6
20	<i>Stearyl Alcohol, NF</i>	5.00	5.00	---	5.00	5.00	---
	<i>White Petrolatum, USP</i>	10.00	10.00	---	10.00	10.00	---
	<i>Polyoxyethylene 21 Stearyl Ether</i>	1.00	1.00	---	1.00	1.00	---
25	<i>Polyoxyethylene 2 Stearyl Ether</i>	1.20	1.20	--	1.20	1.20	---
	<i>Purified Water, Part I USP</i>	54.60	60.55	38.00	51.20	44.70	36.95
30	<i>Sodium Phosphate Monobasic, USP</i>	0.50	0.50	---	---	0.50	0.85
	<i>Sodium Phosphate Dibasic, USP</i>	---	---	---	---	---	0.20
	<i>Sodium Phosphate Tribasic, USP</i>	0.60	0.60	---	---	0.60	---

- 144 -

EXAMPLE 7G

	INGREDIENTS	7G1	7G2	7G3	7G4	7G5	7G6
	<i>Borax</i>	---	---	---	0.50	---	---
	<i>0.1 M HCl</i>	---	---	---	4.00	---	---
	<i>Propylene Glycol, USP</i>	5.00	5.00	45.00	5.00	5.00	45.00
5	<i>Benzyl Alcohol, NF</i>	2.00	2.00	10.00	2.00	2.00	10.00
	<i>Hydroxyethyl Cellulose 250 HHX</i>	1.00	1.00	2.00	1.00	0.50	2.00
	<i>Transcutol</i>	---	---	---	---	10.00	---
10	<i>Polyethylene Glycol 400, NF</i>	5.00	5.00	---	5.00	5.00	---
	<i>Loperamide hydrochloride (Micronized)</i>	5.00	1.75	---	5.00	5.00	---
15	<i>Loperamide hydrochloride (Non-Micronized)</i>	---	---	5.00	---	---	5.00
	<i>Purified Water, Part II USP</i>	5.00	5.00	---	5.00	5.50	---
20	<i>Sodium Hydroxide, 10% Solution, NF</i>	4.10	1.40	---	4.10	4.00	---
	<i>pH(neat)</i>	8.20	8.13	4.33	9.27	7.98	6.02

EXAMPLE 7H

	INGREDIENTS	7H1	7H2	7H3
25	<i>Loperamide hydrochloride (Non-Micronized)</i>	1.75	3.00	1.75
	<i>Propylene Glycol, USP</i>	38.50	38.50	38.50
30	<i>Methylparaben, NF</i>	0.30	0.30	0.30
	<i>Polysorbate 20</i>	3.50	3.50	3.50
	<i>Purified Water</i>	25.80	24.55	15.00
	<i>Petrolatum, USP</i>	18.20	18.20	18.20

- 145 -

EXAMPLE 7H

INGREDIENTS	7H1	7H2	7H3
<i>Stearyl Alcohol, NF</i>	5.00	5.00	5.00
<i>Isopropyl Myristate</i>	2.50	2.50	2.50
<i>Sorbitan Stearate</i>	1.20	1.20	1.20
<i>Polysorbate 60</i>	3.10	3.10	3.10
<i>Purified Water</i>	---	---	6.85
<i>Sodium Phosphate Monobasic, ACS</i>	---	---	0.50
<i>Sodium Phosphate Tribasic, ACS</i>	---	---	0.60
<i>Triethanolamine</i>	0.15	0.15	---
<i>50% Triethanolamine</i>	---	---	3.00
<i>pH(neat)</i>	5.45	5.45	8.10

15

EXAMPLE 7I

INGREDIENTS	7I1	7I2	7I3	7I4	7I5
<i>Stearyl Alcohol, NF</i>	---	5.00	5.00	5.00	5.00
<i>White Petrolatum, USP</i>	---	10.00	10.00	10.00	10.00
<i>Polyoxyethylene 21 Stearyl Ether</i>	---	1.00	1.00	1.00	1.00
<i>Polyoxyethylene 2 Stearyl Ether</i>	---	1.20	1.20	1.20	1.20
<i>Purified Water, Part I USP</i>	38.50	66.80	65.00	59.60	59.50
<i>Sodium Phosphate Monobasic, USP</i>	---	0.50	0.50	0.50	0.20
<i>Sodium Phosphate Dibasic, USP</i>	---	---	---	---	0.90

- 146 -

EXAMPLE 7I

	INGREDIENTS	7I1	7I2	7I3	7I4	7I5
	<i>Sodium Phosphate Tribasic, USP</i>	---	0.60	0.60	0.60	---
5	<i>Propylene Glycol, USP</i>	45.00	5.00	5.00	5.00	5.00
	<i>Benzyl Alcohol, NF</i>	10.00	2.00	2.00	2.00	2.00
10	<i>Hydroxyethyl Cellulose 250 HHX</i>	2.00	1.00	1.00	1.00	1.00
	<i>Polyethylene Glycol 400, NF</i>	---	5.00	5.00	5.00	5.00
15	<i>Loperamide hydrochloride (Micronized)</i>	---	1.00	2.00	5.00	5.00
	<i>Loperamide hydrochloride (Non-Micronized)</i>	4.5	---	---	---	---
20	<i>Sodium Hydroxide, 10% Solution, NF</i>	---	0.90	1.70	4.10	4.20
	<i>pH(neat)</i>	4.16	8.55	8.53	8.69	7.45

25

EXAMPLE 7J

	INGREDIENTS	7J1	7J2	7J3	7J4	7J5
	<i>Glyceryl Monostearate, NF</i>	---	---	5.0	---	---
30	<i>Stearyl Alcohol, NF</i>	5.0	5.0	---	5.0	5.0
	<i>White Petrolatum, USP</i>	10.0	10.0	85.0	10.0	10.0

- 147 -

EXAMPLE 7J

	INGREDIENTS	7J1	7J2	7J3	7J4	7J5
5	<i>Polyoxyethylene 21 Stearyl Ether</i> (HLB ~ 15)	1.0	1.0	---	1.0	1.0
	<i>Polyoxyethylene 2 Stearyl Ether</i> (HLB ~ 5)	1.2	1.2	---	1.2	1.2
10	<i>Purified Water, USP</i>	59.56	59.2	---	68.12	64.2
	<i>Sodium Phosphate Monobasic, NF</i>	---	0.2	---	0.2	0.2
15	<i>Sodium Phosphate Dibasic (Anhydrous), USP</i>	0.5	1.3	---	1.3	1.3
20	<i>Sodium Phosphate Tribasic, USP</i>	0.64	---	---	---	---
	<i>Propylene Glycol, USP</i>	5.0	5.0	5.0	5.0	1.0
25	<i>10% Sodium Hydroxide, NF</i>	4.1	4.1	---	0.16	4.1
	<i>Polyethylene Glycol 400, NF</i>	5.0	5.0	---	5.0	5.0
	<i>Hydroxyethyl Cellulose 250HHX, NF</i>	1.0	1.0	---	1.0	1.0
30	<i>Benzyl Alcohol, NF</i>	2.0	2.0	3.0	2.0	1.0
	<i>Loperamide hydrochloride (Micronized)</i>	5.0	5.0	2.0	0.2	5.0
35	<i>pH</i>	8.42	7.70	---	7.54	7.58

- 148 -

EXAMPLE 7K

	INGREDIENTS	7K1	7K2	7K3	7K4	7K5	7K6
	<i>Stearyl Alcohol, NF</i>	5.00	5.00	5.00	5.00	5.00	5.00
5	<i>White Petrolatum, USP</i>	10.00	10.00	10.00	10.00	10.00	10.00
	<i>Polyoxyethylene 21 Stearyl Ether</i>	1.00	1.00	1.00	1.00	1.00	1.00
	<i>Polyoxyethylene 2 Stearyl Ether</i>	1.20	1.20	1.20	1.20	1.20	1.20
10	<i>Sodium Phosphate Monobasic, USP</i>	0.20	0.20	0.20	0.20	0.20	0.20
	<i>Sodium Phosphate Dibasic, USP</i>	1.30	1.30	1.30	1.30	1.30	1.30
15	<i>Sodium Hydroxide, NF, 10% Solution</i>	*	*	0.16	*	4.10	*
	<i>Propylene Glycol, USP</i>	1.00	1.00	1.00	1.00	1.00	1.00
	<i>Benzyl Alcohol, NF</i>	1.00	1.00	1.00	1.00	1.00	1.00
20	<i>Hydroxyethyl Cellulose 250 HHX</i>	1.00	1.00	1.00	1.00	1.00	1.00
	<i>Polyethylene Glycol 400, NF</i>	5.00	5.00	5.00	5.00	5.00	5.00
25	<i>Loperamide hydrochloride (Micronized)</i>	0.008	0.04	0.20	1.00	5.00	20.00
	<i>Purified Water, USP</i>	**	**	72.94	**	64.20	**
	<i>Hydrochloric Acid, NF, 3M</i>	---	---	---	---	---	---
	TOTAL	100.0	100.0	100.0	100.0	100.0	100.0

30

* Sodium hydroxide was added as required to adjust pH to 7.5.

** Purified water, USP, was added as required to bring total to 100.0%.

- 149 -

EXAMPLE 7L

	INGREDIENTS	7L1	7L2	7L3	7L4	7L5	7L6	7L7
	<i>Glyceryl Monostearate, NF</i>	---	---	---	---	---	5.0	---
5	<i>Stearyl Alcohol, USP</i>	---	5.0	5.0	5.0	5.0	---	5.0
	<i>White Petrolatum, USP</i>	---	10.0	10.0	10.0	10.0	87.0	10.0
10	<i>Polyoxyethylene 21 Stearyl Ether (HLB ~ 15)</i>	---	1.0	1.0	1.0	1.0	---	1.0
	<i>Polyoxyethylene 2 Stearyl Ether (HLB ~ 5)</i>	---	1.2	1.2	1.2	1.2	---	1.2
15	<i>Purified Water, USP</i>	40.0	59.85	60.66	60.80	60.50	---	65.50
	<i>Sodium Phosphate Monobasic, USP</i>	---	0.5	0.5	0.5	0.2	---	0.2
20	<i>Sodium Phosphate Dibasic (Anhydrous), USP</i>	---	---	---	---	1.3	---	1.3
	<i>Sodium Phosphate Tribasic, USP</i>	---	0.65	0.64	0.6	---	---	---
25	<i>Propylene Glycol, USP</i>	46.80	5.0	5.0	5.0	5.0	5.0	1.0
	<i>10% Sodium Hydroxide, NF</i>	---	4.7	4.3	4.1	4.1	---	4.1
30	<i>Polyethylene Glycol 400, NF</i>	---	5.0	5.0	5.0	5.0	---	5.0
	<i>3M Hydrochloric Acid</i>	---	4.1	3.8	3.8	3.7	---	3.7
35	<i>0.05 M Hydrochloric Acid</i>	0.7	---	---	---	---	---	---

— 150 —

EXAMPLE 7L

INGREDIENTS	7L1	7L2	7L3	7L4	7L5	7L6	7L7
<i>Hydroxyethyl Cellulose 250HHX, NF</i>	2.1	1.0	1.0	1.0	1.0	---	1.0
<i>Benzyl Alcohol, NF</i>	10.4	2.0	2.0	2.0	2.0	3.0	1.0
<i>pH</i>	4.24	8.98	8.54	7.96	7.65	---	7.59

Example 7M

10 This example is directed to the preparation of the compositions described in Examples 7J5 and 7L.

i. Into a vessel were weighed purified water, sodium phosphate monobasic and sodium phosphate dibasic. To this mixture were added propylene glycol and sodium hydroxide. The resulting mixture was mixed
 15 with a high speed propeller mixer until a clear solution was obtained. With continuous mixing, hydroxyethyl cellulose was added. Mixing was continued until a gel was formed.

ii. Into a separate vessel were weighed stearyl alcohol, white petrolatum and polyoxyethylene stearyl ether. The mixtures from Steps i
 20 and ii were each heated to approximately 70°C.

iii. While mixing, the mixture from Step ii was added to the mixture from Step A. The resulting mixture was homogenized for approximately 10 minutes. With continuous mixing, benzyl alcohol was added, and the resulting mixture was homogenized for approximately 5
 25 minutes.

iv. Into a separate container was weighed polyethylene glycol 400 and loperamide. This mixture was mixed until a smooth paste was achieved. With continuous mixing using a Silverson mixer, the mixture from Step iii was added to the loperamide/PEG mixture. The resulting

– 151 –

mixture was mixed for approximately 10 minutes. Water bath cooling, during which time Silverson mixing and side scraping were performed, provided the compositions of Examples 7J5 and 7L.

EXAMPLE 8

5 Yeast-Induced Inflammation

A Randall-Selitto assay [see, Randall *et al.* (1957) *Arch. Int. Pharmacodyn.* 111:409-419] was performed to determine the effect of loperamide upon the pain threshold of the yeast-injected left hind paw of male Sprague-Dawley rats.

- 10 Each rat was injected with 100 μ l of a 20% yeast solution into the plantar surface of the left hind paw. Four hours later loperamide was administered at 10, 50 or 250 μ g/100 μ l/rat in a vehicle of 10% DMSO [n = 10/dose group]. Control rats were treated with 10% DMSO alone [n = 20]. The pain thresholds of the inflamed and non-inflamed paws
15 were measured by application of a pressure stimulus to the paw and the paw pressure threshold in gram [g] was recorded.

As shown in the following table, loperamide produced a dose-dependent increase in the paw pressure threshold.

	Dose, μ g	Paw Pressure Threshold, g
20	10	66 \pm 15
	50	124 \pm 29
	250	153 \pm 25

EXAMPLE 9

- 25 This example includes a description of experiments which were conducted to measure the *in vitro* penetration of the five compositions prepared in Example 7J in "stripped" and intact human cadaver skin. The study determined cumulative penetration over 24 hrs and skin tissue distribution at 24 hrs.

- 152 -

	Example No. *	Loperamide Concentration (%)	Composition Description	Skin Type
5	7J4 (5)	0.2	Cream	Intact
	7J4 (5)	0.2	Cream	Stripped
	7J5 (5)	5.0	Cream	Intact
	7J5 (5)	5.0	Cream	Stripped
10	7J1 (6)	5.0	Cream	Intact
	7J1 (6)	5.0	Cream	Stripped
	7J1 (6)	5.0	Cream	Intact
	7J2 (6)	5.0	Cream	Stripped
	7J3 (5)	2.0	Pet. Ointment	Intact
	7J3 (5)	2.0	Pet. Ointment	Stripped

15 *Number of replicates in parentheses.

¹⁴C-Loperamide (s.a. 13.20 mCi/mmol) was provided by New England Nuclear (Billerica, MA).

20 Compositions were spiked with ¹⁴C-loperamide and mixed thoroughly with a spatula. Compositions were prepared and spiked immediately prior to application to the skin chamber. Compositions were tested for uniform specific activity by liquid scintillation counting.

Set up

25 Franz static diffusion chambers were filled with a 4% BSA isotonic buffered saline solution (6-10 mL reservoir volume) and equilibrated to a temperature of 37°C by a circulating water pump. Excised human cadaver skin (approximately 200 micron split thickness) was placed onto each chamber. The skin surface area for each chamber was approximately 1.77 cm². Five or six replicates were run for each group, 30 as indicated in the Table above. Skin from a single human donor was used for the study.

— 153 —

Design of Experiment

Samples were obtained for cumulative penetration at 0, 1, 3,6, and 24 hours. Tissue recovery was measured at 24 hours.

Composition Application

- 5 A Gilson Microman positive displacement pipet was used to apply 30 mg (16.9 mg/cm²) of test formulation to each chamber.

Time Points

- 10 Samples of 1.0 mL were taken with a Gilson Pipetman at time points of 0, 1,3,6 and 24 hours. The samples were placed in a vial containing Ecoscint scintillation fluor. At each time point, the 1.0 mL volume was replaced with the BSA saline solution.

Washes and Gauze Swipes

- 15 To recover excess formulation from the skin surface, the skin was first washed with three 1.0 mL volumes of 2% Oleth-20 in water and retained for counting. The skin was then gently wiped with 3 separate cotton gauzes which were saved and counted.

Skin Compartment Determinations

- 20 The skin removed from the chamber was tape-stripped with cellophane tape until "glistening" (approximately 22 strips). The first two strips that removed the excess loperamide adhering to the outer surface of the stratum corneum were counted separately. These counts were included in total recovery, but excluded from stratum corneum compartment recovery. Four groups each consisting of five consecutive tape strips were placed in a scintillation vial containing Scintilene. Dermis and epidermis were separated by microwave technique and placed in vials containing ReadyProt cocktail for tissue digestion. All sample were counted in a Beckman LSC counter and corrected for quenching. Recovery in the reservoir, washes, gauze wipes, and the respective skin compartments was calculated by determining the percentage of the total scintillation counts (SC) applied that were recovered. The microgram
- 25
- 30

- 154 -

recovery was calculated based on the specific activity (SA) of each test composition. The mean % of microgram recovery was calculated, discarding those values in each group that exceeded the mean \pm three standard deviations.

- 5 The overall effectiveness of the test formulations is summarized in Tables A - D, which show: the percent (Tables A and B) and micrograms (μg) (Tables C and D); combined recovery in the reservoir, dermis and epidermis (Tables A and C); and reservoir, dermis, epidermis and stratum corneum (Tables B and D). The cumulative penetration into the lower
- 10 reservoir is presented as percent (Table E) and micrograms (μg) (Table F).

TABLE A

15	Relative Effectiveness	Composition Example No. (Skin type)	Composition Description	Loperamide Concentration (%)	Total SC (Reservoir, Epidermis and Dermis) (%)
	1	7J3 (Stripped)	Ointment	2.0	9.4
	2	7J4 (Stripped)	Cream	0.2	5.8
20	3	7J1 (Stripped)	Cream	5.0	5.5
	4	7J4 (Intact)	Cream	0.2	4.4
	5	7J2 (Stripped)	Cream	5.0	4.3
	6	7J5 (Stripped)	Cream	5.0	3.6
	7	7J5 (Intact)	Cream	5.0	3.4
25	8	7J3 (Intact)	Ointment	2.0	3.2
	9	7J1 (Intact)	Cream	5.0	3.0
	10	7J2 (Intact)	Cream	5.0	2.3

- 155 -

TABLE B

	Relative Effectiveness	Example No. (Skin type)	Composition Description	Loperamide Concentration (%)	Total SC (Reservoir, Epidermis, Dermis and Stratum Corneum) (%)
5	1	7J3 (Stripped)	Ointment	2.0	9.4
	2	7J4 (Intact)	Cream	0.2	5.9
	3	7J4 (Stripped)	Cream	0.2	5.8
10	4	7J1 (Stripped)	Cream	5.0	5.5
	5	7J3 (Intact)	Ointment	2.0	4.7
	6	7J2 (Stripped)	Cream	5.0	4.3
	7	7J5 (Intact)	Cream	5.0	4.1
	8	7J5 (Stripped)	Cream	5.0	3.6
15	9	7J1 (Intact)	Cream	5.0	3.6
	10	7J2 (Intact)	Cream	5.0	2.7

TABLE C

	Relative Effectiveness	Example No. (Skin type)	Composition Description	Loperamide Concentration (%)	Total 5C (Reservoir, Epidermis and Dermis) (Micrograms)
20	1	7J1 Stripped	Cream	5.0	82.8
25	2	7J2 Stripped	Cream	5.0	65.2
	3	7J3 Stripped	Ointment	2.0	56.5
	4	7J5 Stripped	Cream	5.0	54.7
	5	7J5 Intact	Cream	5.0	50.6
	6	7J1 Intact	Cream	5.0	44.8
30	7	7J2 Intact	Cream	5.0	33.8
	8	7J3 Intact	Ointment	2.0	19.3
	9	7J4 Stripped	Cream	0.2	3.5

TABLE C

Relative Effectiveness	Example No. (Skin type)	Composition Description	Loperamide Concentration (%)	Total 5C (Reservoir, Epidermis and Dermis) (Micrograms)
10	7J4 Intact	Cream	0.2	2.6

TABLE D

	Relative Effectiveness	Example No. (Skin type)	Composition Description	Loperamide Concentration (%)	Total SC (Reservoir, Epidermis, Dermis and Stratum Corneum) (μ g)
5					
	1	7J1 Stripped	Cream	5.0	82.8
10	2	7J2 Stripped	Cream	5.0	65.2
	3	7J5 Intact	Cream	5.0	61.7
	4	7J3 Stripped	Ointment	2.0	56.5
	5	7J5 Stripped	Cream	5.0	54.7
	6	7J1 Intact	Cream	5.0	53.5
15	7	7J2 Intact	Cream	5.0	41.2
	8	7J3 Intact	Ointment	2.0	28.4
	9	7J4 Intact	Cream	0.2	3.5
	10	7J4 Stripped	Cream	0.2	3.5

20

TABLE E

Composition Example No. (Skin type)	Time (hr)				
	0	1	3	6	24
7J4 (Intact)	0.00 \pm 0.00	0.22 \pm 0.11	0.66 \pm 0.31	0.85 \pm 0.40	1.36 \pm 0.61

TABLE E

Composition Example No. (Skin type)	Time (hr)				
	0	1	3	6	24
7J4 (Stripped)	0.00 ± 0.00	0.24 ± 0.21	0.71 ± 0.55	1.00 ± 0.70	1.90 ± 0.98
7J5 (Intact)	0.00 ± 0.00	0.14 ± 0.10	0.42 ± 0.27	0.63 ± 0.44	1.10 ± 0.89
7J5 (Stripped)	0.00 ± 0.00	0.31 ± 0.27	0.78 ± 0.56	1.04 ± 0.70	1.84 ± 1.17
7J1 (Intact)	0.00 ± 0.00	0.15 ± 0.12	0.49 ± 0.33	0.69 ± 0.48	1.05 ± 0.64
7J1 (Stripped)	0.00 ± 0.00	0.23 ± 0.14	0.90 ± 0.59	1.39 ± 0.98	2.63 ± 1.55
7J2 (Intact)	0.00 ± 0.00	0.11 ± 0.06	0.29 ± 0.17	0.37 ± 0.21	0.69 ± 0.38
7J2 (Stripped)	0.00 ± 0.00	0.33 ± 0.19	1.07 ± 0.89	1.65 ± 0.98	2.61 ± 1.10
7J3 (Intact)	0.00 ± 0.00	0.01 ± 0.00	0.05 ± 0.03	0.12 ± 0.08	0.76 ± 0.42
7J3 (Stripped)	0.00 ± 0.00	0.04 ± 0.01	0.26 ± 0.15	0.64 ± 0.33	3.18 ± 0.89

5

10

TABLE F

Example No. (Skin type)	Time (hr)					
	0	1	3	6	24	
5	7J4 (Intact)	0.0 ± 0.0	0.1 ± 0.1	0.4 ± 0.2	0.5 ± 0.2	0.8 ± 0.4
	7J4 (Stripped)	0.0 ± 0.0	0.1 ± 0.1	0.4 ± 0.3	0.6 ± 0.4	1.1 ± 0.6
	7J5 (Intact)	0.0 ± 0.0	2.1 ± 1.5	6.3 ± 4.1	9.4 ± 6.6	16.5 ± 13.3
	7J5 (Stripped)	0.0 ± 0.0	4.7 ± 4.0	11.6 ± 8.3	15.6 ± 10.5	27.5 ± 17.5
	7J1 (Intact)	0.0 ± 0.0	2.2 ± 1.9	7.3 ± 5.0	10.3 ± 7.3	15.8 ± 9.6
	7J1 (Stripped)	0.0 ± 0.0	3.4 ± 2.1	13.4 ± 8.8	20.8 ± 14.7	39.5 ± 23.2
10	7J2 (Intact)	0.0 ± 0.0	1.6 ± 0.8	4.3 ± 2.6	5.6 ± 3.2	10.4 ± 5.7
	7J2 (Stripped)	0.0 ± 0.0	5.0 ± 2.8	16.0 ± 13.3	24.7 ± 14.7	39.1 ± 16.5
	7J3 (Intact)	0.0 ± 0.0	0.0 ± 0.0	0.3 ± 0.2	0.7 ± 0.5	4.6 ± 2.5
	7J3 (Stripped)	0.0 ± 0.0	0.2 ± 0.1	1.5 ± 0.9	3.8 ± 2.0	19.1 ± 5.4

- 159 -

EXAMPLE 10

This example includes a description of *in vitro* studies that were conducted to evaluate the inhibition by loperamide and morphine of [³H]diprenorphine binding to human mu (μ) opiate receptors.

5 Membranes of CHO cells expressing human μ opiate receptors were incubated with [³H]diprenorphine (1.0 nM) for 60 min at room temperature in the presence of increasing concentrations of agonist in 50 mM Tris-HCl, pH 7.8, containing protease inhibitors. After incubation, the mixtures were passed through GF/B filters that had been pretreated
10 with polyethylenimine and bovine serum albumin. The filters were washed with cold Tris-HCl buffer and radioactivity was determined by scintillation spectroscopy.

Three experiments were conducted (n = 3). As measured by displacement of specific [³H]diprenorphine binding, loperamide has a high
15 affinity for the human μ opiate receptor, (average K_i is 3 nM); whereas, the average K_i of morphine was 19 nM. Loperamide also has a lower affinity for both the human δ receptor (average K_i of 48 nM) and the human κ receptor (average K_i of 1160 nM). Binding experiments with
15 nonopiate receptors confirmed that loperamide is highly selective for
20 the μ opiate receptor. Results of one of the experiments involving the μ opiate receptor are set forth in Figure 1.

EXAMPLE 11

Assessment of the effect of loperamide administered into the paw on formalin-induced nociception

25 **A. Model**

Administration of formalin into the paw results in a localized inflammation and in spontaneous flinching behavior. This response is indicative of pain. Flinching responses include paw lifting and paw shaking, and are characterized by a rapid vibration of the paw after
30 drawing it under the body. The flinching response can be reliably quantitated and exhibits two peaks of activity which are indicative of

— 160 —

acute and tonic pain. The early or acute phase lasts from 0-5 minutes post-formalin and is followed by a quiescent period lasting approximately 15 minutes. The tonic phase occurs from 20-35 minutes following formalin injection and is the interval where the number of flinching responses is maximal. This model has been characterized in several species and is sensitive to the analgesic effects of opiates administered by a variety of routes, including local administration directly into the paw.

B. Methods

1. Induction of inflammation

10 Male Sprague-Dawley rats weighing 70-90 g were used. Inflammation was induced by subcutaneous injection of 50 μ l of a 5% formalin solution into the dorsal surface of the right hind paw.

Flinching behavior was quantitated by counting the number of responses that occurred during the tonic phase of pain, lasting from 20-15 35 minutes after formalin injection. Results are expressed as the mean percent antagonism of formalin-induced flinching calculated for individual drug-treated, formalin-injected rats using the following formula:

$$\frac{(\text{mean formalin response} - \text{mean saline response}) - \text{individual response}}{\text{mean formalin response} - \text{mean saline response}} \times 100$$

in which the mean formalin response is the mean behavioral score of 20 vehicle-treated and formalin-injected rats. The mean saline response is the pooled behavior score from rats injected with 50 μ l of saline into the paw.

2. Drugs and drug delivery

25 Loperamide [Research Biochemicals Inc., Natick, MA] was administered at doses of 1, 3, 10, 30, 100 or 300 μ g/50 μ l of a 20% cremophor EF vehicle [BASF, Rahway, NJ] to groups of rats [7-9 per dose group]. Injections of drug were given into the dorsal surface of the paw at 10 minutes prior to formalin injection, and were counterbalanced across treatment groups.

- 161 -

C. Results

As shown in the following table, when inflammation-induced tonic pain was produced by formalin injection into the paw, loperamide produced a dose-dependent antinociception, as measured by a decrease in flinching behaviors. At the highest dose of 300 μg , practically no flinching behavior was observed.

Summary of the effect of loperamide or formalin-induced inflammation	
Dose, μg	% Antagonism of Late Phase Flinching
1	20 \pm 7
3	53 \pm 10
10	55 \pm 15
30	74 \pm 10
100	75 \pm 11
300	97 \pm 2

Data are the mean \pm SEM

D. Conclusions

These data indicate the following:

- 1) Loperamide administered directly into the paw reduces the pain associated with formalin-induced inflammation.
- 2) The effect of loperamide is dose-dependent, with greater antinociception occurring at higher doses.

EXAMPLE 12

This example describes *in vivo* studies that were conducted to evaluate the antagonism by loperamide and morphine of late phase formalin-induced flinching.

Inflammation was induced in rats by subcutaneous injection of 50 μL of a 5% formalin solution into the dorsal surface of the right hind paw. Loperamide and morphine were injected s.c. into the dorsal surface of the right hind paw, hereinafter referred to as an intrapaw (i.paw) injection.

— 162 —

Loperamide was administered at various doses in a 20% cremophor EL vehicle. Loperamide was injected i.paw at 10 min prior to formalin injection. Flinching behavior was quantitated by counting the number of flinching responses that occurred during the tonic phase of pain, lasting
5 from 20 to 35 min, respectively, after formalin injection. Results are expressed graphically in Figure 2 as the mean percent antagonism (% A) of formalin-induced flinching calculated for individually treated, formalin-injected rats.

When inflammation-induced tonic pain was produced by formalin
10 injection into the paw, loperamide produced a dose-dependent antinociception in the second phase of flinching, as measured by a decrease in flinching responses, with an A_{50} of 6 μg , as compared to an A_{50} of 72 μg for morphine. Full efficacy was achieved at the highest dose of 300 μg , where practically no flinching behavior was observed. In
15 Figure 2, each data point is the mean \pm SEM of the average number of flinches per 5 min observation interval.

Administration of loperamide i.paw at a dose of 100 μg resulted in long-lasting antinociception (see Figure 3). In this study, loperamide was injected at various times prior to (negative times in Figure 3) or 10 min
20 after i.paw injection of 50 μL of 5% formalin. The antinociception produced by loperamide was substantially immediate when administered at 10 min after formalin injection and 10 min before observation. Loperamide was efficacious when administered up to 6 hours prior to formalin injection. Also as shown in Figure 3, control rats were injected
25 with vehicle. Each data point is the mean \pm SEM of the average number of flinches per 5 min observation interval.

The effects of loperamide at doses of 0.3, 3, 30 and 300 μg on early phase flinching were studied to evaluate possible local anesthetic effects and to confirm the peripheral nature of the antihyperalgesia
30 produced by the compound. This study is depicted graphically in

— 163 —

Figure 4. Inspection of Figure 4 reveals that no significant effects of loperamide on early phase flinching were observed at any of the doses tested. Also shown in Figure 4 is injection of control rats with formalin in vehicle (veh-form) and vehicle alone (veh-veh). Each data point in Figure 4 is the mean \pm SEM of the average number of flinches per 5 min observation interval.

The peripheral selectivity of the antihyperalgesia produced by loperamide in the formalin assay was demonstrated also in a study in which ipsilateral injection of loperamide was performed into the same paw as formalin and contralateral injection was performed in the paw opposite to formalin. This is depicted in Figure 5 which shows that loperamide at a dose of 100 μ g i.paw exhibited antihyperalgesia activity when injected ipsilateral to formalin, but failed to produce antinociception when injected into the paw contralateral to formalin. If loperamide possessed central or systemic analgesic activity as a result of i.paw injection, antinociception would be observed also when loperamide was injected into the paw opposite to the one injected with formalin. Each data point in Figure 5 is the mean \pm SEM of the average number of flinches per 5 min observation interval.

The studies which are described above and depicted graphically in Figures 2 to 5 demonstrate that loperamide administered directly into the paw reduces the pain associated with formalin-induced hyperalgesia. Loperamide has no action on early phase flinching and does not produce antinociception when injected into the contralateral paw, confirming the peripheral antihyperalgesic selectivity of the compound.

EXAMPLE 13

This example includes a description of Freund's complete adjuvant (FCA)-induced hyperalgesia tests.

Hyperalgesia in response to inflammation was measured by determining the paw pressure threshold (PPT), measured in grams, of

— 164 —

inflamed and non-inflamed paws of rats. Loperamide was injected intraplantar (i.pl.) 24 hours after i.pl. injection of 150 μ L modified FCA, which corresponds to the time that inflammation and hyperalgesia due to FCA injection have reached a maximum. Loperamide at a dose of 100 μ g produced an attenuation of the hyperalgesia induced by FCA which lasted from 15 min to 4 hours after a single injection (see Figure 6). In Figure 6, each data point is the mean \pm SEM PPT in grams at the respective time interval. Basal PPT values prior to drug administration were 46 \pm 2 g, inflamed paw, and 91 \pm 5 g uninflamed paw (n = 5 to 11). The ED₅₀ for loperamide in this model was 20 μ g when evaluated at 2 hours following injection, which is the peak time for antihyperalgesia induced by loperamide (see Figure 7). No antinociception was observed in the uninflamed paw at up to 300 μ g. With respect to the data graphed in Figure 7, loperamide was administered at doses of 1, 10, 30, 100 and 300 μ g (n = 4 to 11), injected i.pl 24 hours following FCA injection. PPT in grams was measured 2 hours after drug injection. Control rats were injected with the appropriate vehicles. Data are expressed in Figure 7 as the percent increase over basal PPT values.

In separate tests, loperamide also demonstrated antihyperalgesic activity in studies using carrageenan or yeast as the inflammatory stimulus.

EXAMPLE 14

This example includes a description of studies that demonstrate the antihyperalgesic effect of loperamide on tape stripping induced hyperalgesia.

The right hind paws of anesthetized rats were treated by depilation with commercial hair remover followed by application and removal of Scotch Brand 810 tape a total of 20 times to remove the stratum corneum and to produce hyperalgesia. At 24 hours following tape stripping, hyperalgesia was quantitated by measuring paw pressure

- 165 -

thresholds (PPT) prior to and following injection of loperamide in conscious rats. Loperamide at a dose of 100 μ g was injected i.paw and PPTs were measured at various times following injection. Antinociception was observed at 15 min, 30 min, and 1 hour following injection (see 5 Figure 8). In Figure 8, each data point is the mean \pm SEM PPT. Basal PPT values prior to loperamide administration were 35 \pm 5 g for the inflamed paw, and 88 \pm 5 g for the uninflamed paw.

A dose response relationship for the antagonism by loperamide of the tape stripping induced is depicted in Figure 9. Loperamide at doses of 10 10, 30, 100 and 300 μ g were injected i.paw 24 hours following tape stripping, and PPTs were measured 15 min after each injection. Data are expressed as the mean \pm SEM of the % maximal possible effect (%MPE). The ED₅₀ for loperamide was 72 μ g when measured at 15 min after intrapaw injection (see Figure 9).

15

EXAMPLE 15

The procedures described in Examples 15 to 18 correspond substantially to the methods set forth in Stokbroekx *et al.* (1973) J. Med. Chem. 16:782-786 [see also *e.g.*, U.S. Patent No. 3,714,159].

Demonstrations of clinical efficacy for the treatment of hyperalgesia

20 This example includes a description of human *in vivo* studies which demonstrate the antihyperalgesic activity of the compositions.

A. Treatment of abrasions

In separate experiments, two white males, ages 54 and 52, generated an abrasion by the following procedure: a piece of 100 grit 25 sandpaper was folded over an index finger or a small block of wood so that a rectangular surface of the sand paper approximately 50 x 15 mm or 130 x 40 mm, respectively, could be placed in contact with the skin. The subjects drew the sandpaper back and forth a total of 60 times (30 times in each direction) during a period of approximately 30 seconds over an 30 area of skin on the inside of the forearm, approximately midway between

— 166 —

the wrist and the elbow. Sufficient downward pressure on the sand paper was applied to produce a moderate stinging sensation throughout the process. The treatment produced a reddened abraded area, but no bleeding was observed. The stinging pain induced by the abrading
5 process subsided within an hour or two, but was replaced after 8 to 12 hours by hyperalgesia of the abraded area which was assessed by each of the subjects running a finger lightly over the area, which continued to be red and which also appeared inflamed.

Approximately 12 hours after the abrasion was induced, the
10 abraded area was divided into approximately two equal areas, separated by an area approximately 1 cm wide. To one area was applied approximately 0.2 grams of placebo cream and to the other area was applied approximately 0.2 grams of a 5% cream formulation of loperamide HCl. The 1 cm area separating the two equal areas of
15 application received nothing. The applications were done "double blind" in that (1) a first individual weighed the placebo cream and the loperamide cream, coded them by letter, and gave them to a second individual who was unaware of the meaning of the letter coding; and (2) the second individual applied the creams to the subject, who was also unaware of
20 the meaning of the letter coding.

The treated areas were separately covered with gauze bandages. This method of occlusion, in conjunction with the untreated area separating the two treated areas, effectively prevented the creams from mixing with each other. Three hours after creams were applied, the
25 occlusive coverings were removed, excess cream was removed, and the two areas were tested for hyperalgesia by tactile and/or thermal stimulation. The subjects were able to distinguish clearly the degree of hyperalgesia in the two areas. When the code was broken, the area that had been selected as having less hyperalgesia was the area which had
30 received the loperamide cream.

- 167 -

B. Treatment of sunburn

A white, 49 year old female subject generated a controlled sunburn by the following procedure: two adhesive bandages (2 inch x 3 inch) were placed on the subject's abdomen separated by a 1 inch wide area of exposed skin. The bandages were placed such that the long dimension (3 in) ran parallel to the longitudinal axis of the body. The exposed areas on the abdomen (including the 1 in wide area between the two patches) were then liberally covered with a commercial "sun block" cream and then the excess cream was removed. The effect of this application was to block exposure to sun in the entire area except for the two rectangular areas protected by the adhesive bandages. The adhesive bandages were then removed and the subject laid on her back with full exposure to the sun for approximately 2 hours.

The two areas which were not protected by the sun block developed typical sunburn-induced erythema and hyperalgesia. The hyperalgesia was quite pronounced from hour 12 onward. At hour 18, approximately 0.8 grams of placebo cream and 0.8 grams of a 5% cream formulation of loperamide HCl were applied separately to the two hyperalgesic areas. The application was performed "double blind" in that: (1) a first individual weighed the placebo and loperamide-containing creams, letter-coded them and gave them to a second individual who did not know the meaning of the codes, (2) the second individual delivered the coded samples to a third individual who also did not know the meaning of the codes. Finally, the creams were applied to the experimental subject who also did not know the meaning of the codes. The codes were not broken until 24 hours after the experiment had been completed.

Following application of the two creams, the two 2 in x 3 in test sites were occluded by covering them with separate pieces of plastic wrap and sealing the edges of the plastic wrap with adhesive tape. This

— 168 —

method of occlusion effectively prevented the creams from mixing with each other. Three hours after the creams were applied, the occlusive coverings were removed, the excess creams removed, and the two areas tested for the degree of hyperalgesia by tactile stimulation. The experimental subject was able to clearly distinguish the degrees of hyperalgesia in the two adjacent areas. When the code was broken the following day, the area that had been selected as having less hyperalgesia was determined to have been the area which received the loperamide cream.

10 C. Treatment of frostbite

A male of Asian origin, age 49, generated a frost bite-like condition by the following procedure: a pellet of dry ice of approximately 10 to 15 mm of diameter was placed on the tip of each of two fingers of the right hand of the subject for approximately 30 to 35 seconds. This treatment resulted in the whitening of the skin over an area of approximately 50 mm² with stinging sensations and pain.

After approximately 18 to 20 hours, the tips of the fingers were visually red and a stinging pain was produced when light pressure was applied. To one of the fingers was applied approximately 0.1 grams of placebo cream and to the other finger was applied approximately 0.1 grams of a 5% cream formulation of loperamide HCl. The applications were done "double blind" in that: (1) a first individual weighed the placebo and loperamide-containing creams, letter-coded them and gave them to a second individual who did not know the meaning of the codes; and (2) the second person applied the creams to the subject, who also did not know the meaning of the codes.

The treatment areas were covered with bandages. After approximately 2 hours of treatment, the subject was able to distinguish clearly the degree of hyperalgesia in the two finger tips, especially when the area was subjected to light pressure. When the code was broken, the

- 169 -

finger tip having less hyperalgesia was the one which received the loperamide cream.

EXAMPLE 16

This Example is directed to the preparation of loperamide (4-(*p*-chlorophenyl)-4-hydroxy-*N,N*-dimethyl- α,α -diphenyl-1-piperidinebutyramide hydrochloride).

A. Preparation of 4-bromo-2,2-diphenylbutyric acid.

A mixture of 2,2-diphenyl-4-hydroxybutyric acid γ -lactone (600 g, 2.5 mol) and 48% HBr in AcOH (1200 ml) was stirred for 48 hrs. The precipitate was collected by filtration, washed with H₂O and toluene and crystallized from *i*-Pr₂O to give 4-bromo-2,2-diphenylbutyric acid (670 g, 84%), mp 135-137°C.

B. Preparation of dimethyl(tetrahydro-3,3-diphenyl-2-furylidene)ammonium bromide

To a suspension of 4-bromo-2,2-diphenylbutyric acid from Step A (227 g, 0.70 mol) in CHCl₃ (1500 ml) was added dropwise SOCl₂ (160 ml). This mixture was refluxed for 4 hrs and allowed to cool, and the solvent was removed *in vacuo*. The crude 4-bromo-2,2-diphenylbutyryl chloride (227 g, 93%) was used without further purification. To a solution of dimethylamine (54 g, 0.12 mol) and Na₂CO₃ (25.4 g, 0.24 mol) in H₂O (100 ml) was added dropwise a solution of 4-bromo-2,2-diphenylbutyryl chloride (33.8 g, 0.1 mol) in toluene (100 ml), while the temperature was maintained between 0 and 5°C. The mixture was stirred for an additional 2 hrs and extracted with CHCl₃. The organic layer was dried (MgSO₄) and the solvent was removed *in vacuo*. The residue was crystallized from *i*-BuCOMc to give pure dimethyl-(tetrahydro-3,3-diphenyl-2-furylidene)ammonium bromide. (17.3 g, 50%): mp 181-182°; UV max (95% EtOH) 255 nm (540) and 261 (425); IR (KBr) 1675-1680 cm⁻¹ (C=N); nmr (CDCl₃) δ 3.03 (s, 3), 3.50 (t, 2), 3.8 (s, 3), 4.89 (t, 2), and 7.51 ppm (s, 10).

- 170 -

C. Preparation of 4-(*p*-chlorophenyl)-4-hydroxy-N,N-dimethyl- α,α -diphenyl-1-piperidinebutyramide hydrochloride

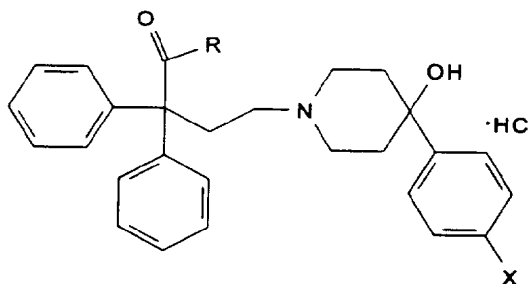
From a suspension of *p*-chlorophenyl-4-piperidinol (4.2 g, 0.02 mol) and Na₂CO₃ (8 g, 0.075 mol) in *i*-BuCOMe (250 ml), the H₂O was removed with the aid of a Dean-Stark trap. Then dimethyl(tetrahydro-3,3-diphenyl-2-furylidene)ammonium bromide from Step B (7.6 g, 0.022 mol) was added, and the mixture was refluxed for 2 hrs and filtered, and the solvent was removed *in vacuo*. The residue was dissolved into *i*-PrOH and neutralized with HCl gas. Crystallization from *i*-PrOH afforded pure 4-(*p*-chlorophenyl)-4-hydroxy-N,N-dimethyl- α,α -diphenyl-1-piperidinebutyramide hydrochloride (6 g, 58%); mp 222-223° C.

EXAMPLE 17

Compounds in the following Table were prepared using the procedure described in Example 16 with the following changes:

15 dimethylamine was replaced with methylethylamine (compound 17A); dimethylamine was replaced with pyrrolidine (compound 17B); and dimethylamine was replaced with piperidine and *p*-chlorophenyl-4-piperidinol was replaced with 4-phenyl-4-piperidinol (compound 17C):

-171-



Compounds	X	R
17A	Cl	
17B	Cl	
17C	H	

5

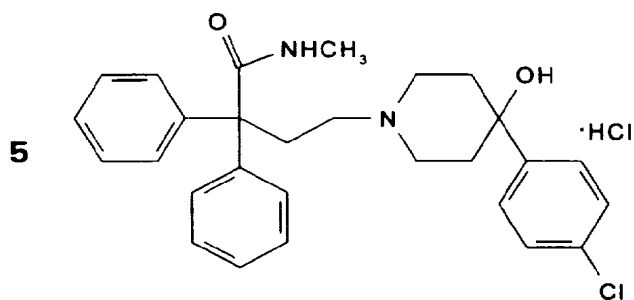
EXAMPLE 18

This example is directed to the preparation of 4-(*p*-chlorophenyl)-4-hydroxy-N-methyl- α,α -diphenyl-1-piperidinebutyramide hydrochloride,

10 which has the following formula:

15

- 172 -



A. Preparation of N-(tetrahydro-3,3-diphenyl-2-furylidene)methylamine hydrobromide.

To a mixture of 35% aqueous methylamine (100 g, 1.13 mol) and Na_2CO_3 (106 g, 1 mol) in H_2O (1000 ml) and toluene (800 ml) was added dropwise 4-bromo-2,2-diphenylbutyryl chloride (337.5 g, 1.13 mol) in toluene (200 ml), while the temperature was maintained between 0 and 5°C. The mixture was allowed to warm to room temperature and the precipitate was collected by filtration. The solid precipitate was then taken up into CHCl_3 , the solution was dried (MgSO_4), and the solvent was removed *in vacuo*. The residue was crystallized from *i*-BuCOMe (isobutylmethylketone) to afford pure N-(tetrahydro-3,3-diphenyl-2-furylidene)methylamine hydrobromide (223 g, 67%), mp 159-161°C.

B. Preparation of 4-chloro-N-methyl-2,2-diphenylbutyramide.

N-(Tetrahydro-3,3-diphenyl-2-furylidene)methylamine hydrobromide from Step A (33.2 g, 0.1 mol) was converted to base using standard methodology and dissolved in *i*-BuCOMe. This mixture was refluxed while dry HCl gas was bubbled through for 30 min. The solvent was removed *in vacuo* and the resulting residue was crystallized from *i*-Pr₂O to give pure 4-chloro-N-methyl-2,2-diphenylbutyramide (20.2 g, 70%), mp 150-152°C.

C. Preparation of 4-(*p*-chlorophenyl)-4-hydroxy-N-methyl- α,α -diphenyl-1-piperidinebutyramide hydrochloride.

A suspension of 4-chloro-N-methyl-2,2-diphenylbutyramide (1.4 g, 0.005 mol), 4-*p*-chlorophenyl-4-piperidinol (2.12 g, 0.01 mol), and trace

— 173 —

KI in *i*-BuCOMe (50 ml) was refluxed for 12 hrs. The reaction mixture was worked-up as described in Example 16 to provide 4-(*p*-chlorophenyl)-4-hydroxy-N-methyl- α,α -diphenyl-1-piperidinebutyramide hydrochloride (0.8 g, 35%), mp 236-238°C.

5

EXAMPLE 19

This example is directed to the preparation of the methyl *p*-toluenesulfonate salt of loperamide (4-(4-chlorophenyl)-4-hydroxy-N,N-dimethyl- α,α -diphenyl-1-piperidinebutanamide methyl *p*-toluenesulfonate).

To a suspension of the free base of loperamide (prepared from the
10 corresponding hydrochloride salt and aqueous potassium carbonate, 0.95 g, 2 mmol) in acetone (20 mL) under a nitrogen atmosphere was added methyl *p*-toluenesulfonate (1.8 g, 9.94 mmol). The reaction mixture was then stirred at 25°C for 24 hrs and heated to reflux with stirring for 48 hrs. The reaction mixture was cooled to room temperature and the
15 solvent was removed under reduced pressure to provide a gum. The gum was triturated with 4-methyl-2-pentanone (*i*-BuCOMe) to furnish a white solid which was recrystallized from 4-methyl-2-pentanone to provide the loperamide methyl *p*-toluenesulfonate (0.75 g, 56%), mp 213-215°C.

EXAMPLE 20

20

This example includes a summary of comparative *in vitro* and *in vivo* studies that were conducted using compounds that may be employed in the methods and compositions provided herein and compounds of the prior art.

Compound	<i>In Vitro</i> Binding Affinities			<i>In Vivo</i> Antihyperalgesic Activity					
	Human Opiate Receptors			Formalin-Induced Flinching (Late Phase)		FCA-Induced Inflammation		Tape Stripping-Induced Inflammation	
	μ	K_i , nM	κ	ED ₅₀ , μ g i.paw	% Maximal Efficacy	ED ₅₀ , μ g i.pl.	% Increase Over Baseline	ED ₅₀ , μ g i.paw	% Maximal Efficacy
loperamide	3.2	48	1160	6	97	21	108	71	80
Example 17A	4	123	1420	4.8	91	---	---	---	---
Example 17B	2.2	68	2230	4.9	86	---	---	---	---
Example 17C	2.5	15	4680	19	87	---	---	---	---
Example 18	1.1	200	> 1000	3.2	88	---	---	---	---
Example 19	43	> 10000	> 10000	93	69	---	---	---	---
Diphenoxylate	44	315	1000	158	61	---	---	---	---
Difenoxin [†]	13	56	> 1000	33	90	---	---	---	---
Morphine	19	213	230	72	83	26	192	631	55

[†] Difenoxin is 1-(3-cyano-3,3-diphenylpropyl)-4-phenyl-4-piperidinecarboxylic acid.

— 175 —

Since modifications will be apparent to those of skill in this art, it is intended that this invention be limited only by the scope of the appended claims.

— 176 —

CLAIMS:

1. A composition, comprising an anti-hyperalgesically effective amount of one or more compound(s) in a vehicle formulated for topical or local administration, wherein: the compound exerts anti-hyperalgesic activity via peripheral opiate receptors without causing central nervous system (CNS) opiate receptor—mediated effects; and the composition is effective for the prevention or treatment of hyperalgesia.
2. The composition of claim 1 that is formulated for topical administration.
3. The composition of claim 2, wherein the compound is an anti-diarrheal.
4. A composition, comprising an anti-hyperalgesically effective amount of one or more compound(s) in a vehicle formulated for topical or local administration, wherein the compound:
 - (a) has activity as a peripheral anti-hyperalgesic; and
 - (b) a B/A ratio greater than or equal to diphenoxylate, wherein:
 - B is the ED₅₀ of the compound in an assay that measures central nervous system [CNS] activity of the compound;
 - the assay in which B is determined is a tail clip, tail flick or hot plate assay;
 - A is the ED₅₀ of the compound in an assay the measures anti-diarrheal activity of the compound;
 - the assay in which anti-diarrheal activity is measured is a Castor oil test or an assay that measures antagonism by the compound of prostaglandin E₂ (PGE₂)—induced diarrhea;
 - the relative activities of the compound are compared to the activities of diphenoxylate in the same assays; and
 - the composition is effective for the prevention or treatment of hyperalgesia.

- 177 -

5. The composition of claim 4 that is formulated for topical administration.

6. The composition of claim 4, wherein the compound has either:

- 5 (i) a B/A ratio greater than or equal to diphenoxylate and a B value approximately more than about 2-fold greater than diphenoxylate, or
 (ii) has a B/A ratio at least about 2-fold greater than diphenoxylate.

7. The composition of claim 4, wherein the compound has either:

- 10 (i) a B/A ratio greater than diphenoxylate;
 (ii) a B value approximately 2-fold or greater than diphenoxylate, or
 (iii) has a B/A ratio at least about 2-fold greater than diphenoxylate.

8. The composition of claim 2, wherein the compounds are either:

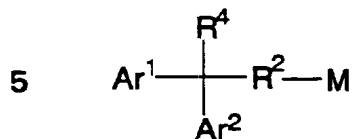
- 15 (i) selected from the group consisting of 3-hydroxy-7-oxo-morphinans and 3-hydroxy-7-oxoisomorphinans;
 (ii) selected from the group consisting of
 Tyr-D-Ala-Gly-Phe-N(Me)Met-NH₂; [D-Thr², Δ³Pro⁵]-enkephalinamide, H-Tyr-D-Nva-Phe-Orn-NH₂,
 20 H-Tyr-D-Nle-Phe-Orn-NH₂, H-Tyr-D-Arg-Phe-A₂bu-NH₂,
 H-Tyr-D-Arg-Phe-Lys-NH₂, and
 H-Lys-Tyr-D-Arg-Phe-Lys-NH₂; or

(iii) selected from the group consisting of loperamide and analogs thereof.

- 25 9. A composition, comprising an anti-hyperalgesically effective amount of one or more compound(s) in a vehicle formulated for topical or local administration, wherein:

at least one of the compounds has the following formula (I):

- 178 -



10 wherein:

R^2 is a direct bond, straight or branched chain alkylene of 1 to 12 carbon atoms, or is alkenylene or alkynylene of 2 to 6 carbon atoms and one or two double bonds or triple bonds, R^2 is optionally substituted with one or more hydroxy groups or halo;

15 R^4 is selected from among:

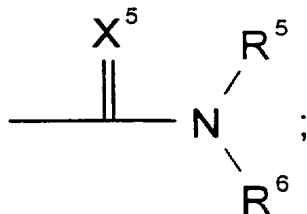
(i) a 6 to 10-membered ring or heteroatom-containing ring system, preferably a 6- to 10-membered aryl ring system or a 5- to 10-membered heteroaryl ring system containing one or more heteroatoms, wherein the aryl and heteroaryl ring systems are each optionally

20 substituted with one or more aryl group substituents;

(ii) heterocyclic rings that contain one to three heteroatoms and that are unsubstituted or substituted with halo, halo lower alkyl or lower alkyl;

(iii) alkyl of 1 to 8 carbons that is optionally substituted with
 25 hydroxy or alkylcarbonyloxy; alkenyl of 3 to 6 carbons; cycloalkylalkyl in which the cycloalkyl contains 3 to 8 carbons and the alkyl contains 1 to 3 carbons; cycloalkenylalkyl in which the cycloalkenyl contains 3 to 8 carbons and the alkyl contains 1 to 3 carbons;

(iv)



30

X^5 is O or S;

- 179 -

R^5 and R^6 are independently selected from:

(a) hydrogen, straight or branched chain alkyl of 1 to 12 carbon atoms, straight or branched chain alkenyl of 2 to 12 carbon atoms and one or two double bonds, a 6- to 10-membered ring system, preferably an aryl ring system that is optionally substituted with one or more aryl group substituents, or arylalkyl; and

(b) carbon chains, heteroatoms, and carbon chains containing one or more heteroatoms, so that, together with the nitrogen atom to which they are attached, form a 3- to 10-membered heterocyclic ring containing one or more heteroatoms that is unsubstituted or substituted with halo, halo lower alkyl or lower alkyl;

(v) cyano, formyl, alkoxycarbonyl, aryloxycarbonyl, alkylcarbonyl or arylcarbonyl;

(vi) $-NR^5COR^6$; and

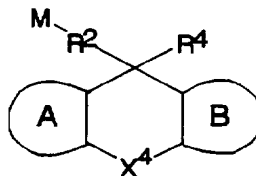
(vii) $-S(O)_r$ alkyl or $-S(O)_r$ aryl, where r is 1 or 2;

each of Ar^1 and Ar^2 are independently selected from (i) or (ii) as follows:

(i) a 6- to 10-membered ring systems, preferably an aryl ring system or a 5- to 10-membered heteroatom-containing ring system, preferably a heteroaryl ring system containing one or more heteroatoms, wherein the ring systems are each optionally substituted with one or more aryl group substituents, or

(ii) phenyl or pyridyl groups which, together with the carbon atoms to which they are attached, form a fused ring system whereby the compounds of formula (I) have the structure:

25

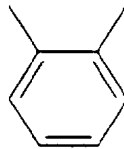


— 180 —

in which A and B independently represent fused phenyl or pyridyl rings, which are each independently unsubstituted or substituted with one or more aryl group substituents;

X^4 is a direct bond, $-(CH_2)_n-$, $-CH=CH-$,

- 5 $-CH=CHCH_2-$, $-(CH_2)_pO(CH_2)_q-$, $-(CH_2)_pS(O)_r(CH_2)_q-$,
 $-(CH_2)_pNR^{21}(CH_2)_q-$ or



R^{21} is hydrogen or lower alkyl;

n is an integer from 0 to 3;

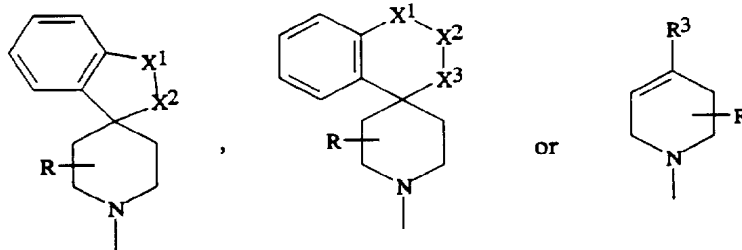
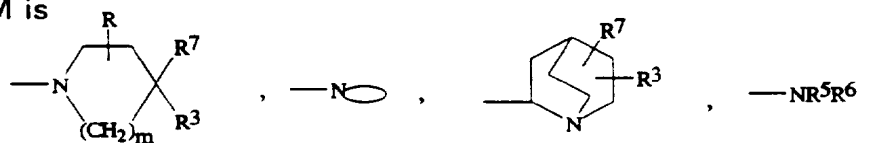
10

r is an integer from 0 to 2;

each of p and q is 0 or 1, and the sum of p and q is no

greater than 2;

M is



m is an integer from 1 to 3;

- 15 is an azabicycloalkyl containing from 6 to 10 carbon atoms with at least 5 atoms in each ring and is

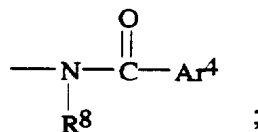
- 181 -

optionally substituted with OR^{18} in which R^{18} is hydrogen or lower alkanoyl containing 2 to 7 carbons and OR^{18} is at the 5 position in 5-membered rings or the 5 or 6 position in 6-membered rings and R^3 , R^7 and R are attached in the endo or exo configuration;

- 5 X^1 , X^2 and X^3 are each independently selected from $-C(R^{24})(R^{25})-$, $-C(R^{24})=C(R^{25})-$, $-C(R^{24})=N-$, $-N=C(R^{24})-$, $-C(=O)-$, $-O-$, $-S-$ or $-N(R^{24})-$, with the proviso that only one of X^1 , X^2 and X^3 is O, S or NR^{24} ;

R^{24} and R^{25} are independently hydrogen or lower alkyl;

- 10 R^3 is selected from Ar^3 , $-Y-Ar^3$ where Y is alkylene of 1 to 3 carbon atoms, alkenylene of 2 to 4 carbon atoms, cycloalkyl of 3 to 8 carbons, heterocycle, alkenyl, alkanoyl, alkenoyl of 3 to 10 carbons and 1 to 3 double bonds, aroyl, heteroaroyl, alkoxy carbonyl, alkenyloxycarbonyl of 3 to 10 carbons and 1 to 3 double bonds,
- 15 aryloxycarbonyl, formyl ($-CHO$), cyano, aminocarbonyl ($-CONH_2$), alkylaminocarbonyl, dialkylaminocarbonyl, arylaminocarbonyl, diarylaminocarbonyl, arylalkylaminocarbonyl, or



- 20 where any of the aryl groups are unsubstituted or substituted with one or more aryl substituents, and any other groups set forth for R^3 are unsubstituted or substituted with halo, hydroxy or alkoxy; and

R^8 is hydrogen or straight or branched chain alkyl of 1 to 6 carbon atoms, which is unsubstituted or substituted with an alkyl group substituent;

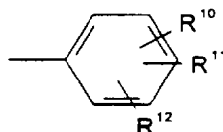
- 25 Ar^3 is a 6- to 10-membered aryl ring system or a 5- to 10-membered heteroaryl ring system containing one or more heteroatoms, wherein the aryl and heteroaryl ring systems are each optionally substituted with one or more aryl group substituents;

Ar^4 is

— 182 —

(i) a heterocycle containing 1 ring or 2 or more fused rings containing a total of up to 50 member atoms in the ring system, wherein each ring contains one or more heteroatoms and is optionally substituted with one or more aryl group substituents;

5 (ii) a radical of the formula:



R^{10} , R^{11} and R^{12} are each independently selected from hydrogen, alkyl, alkyloxy, alkoxyalkyl, halo, haloalkyl, hydroxy, cyano, nitro, amino, alkylamino, di(alkyl)amino, aminocarbonyl, arylcarbonylamino, 10 alkylcarbonylamino, alkylcarbonyl, alkylcarbonyloxy, aminosulfonyl, alkylsulfinyl, alkylsulfonyl, alkylthio, mercapto, C_{3-6} alkenyloxy, C_{3-6} alkynyloxy, arylalkyloxy or aryloxy, in which each group is unsubstituted or substituted with one or more substituents selected from halo, halo alkyl and alkyl, and the alkyl groups are straight or branched 15 chains that are lower alkyl; or

(iii) 1 — or 2 — naphthyl, dihydronaphthyl, tetrahydronaphthyl, indenyl or dihydroindenyl, each of which is optionally substituted with one or more aryl group substituents;

R is hydrogen, alkyl, halo, hydroxy, lower alkoxy, haloalkyl, OR^9 or 20 alkenyl;

R^9 is hydrogen, alkyl, arylalkyl, alkylcarbonyl, aminoalkyl, alkyl-aminoalkyl or dialkylaminoalkyl, in which the alkyl groups are straight or branched chains of 1 to 12 carbon atoms;

and

25 R^7 is selected from among:

hydrogen;

—OH;

— $R^{14}OR^{13}$ in which R^{13} is hydrogen, lower alkyl or alkanoyl containing 2 to 5 carbon atoms, and R^{14} is lower alkenyl or lower alkyl;

— 183 —

- CH₂NR¹⁵R¹⁶ in which R¹⁵ is hydrogen, lower alkyl, lower alkanoyl, aryl or aroyl and R¹⁶ is hydrogen or lower alkyl or, together with the nitrogen atom to which they are attached, R¹⁵ and R¹⁶ form a 3 to 7-membered ring which optionally contains an additional heteroatom
- 5 selected from oxygen, nitrogen or sulfur;
- OR¹⁵;
- C(O)H;
- CN;
- C(=O)—NR⁵R⁶;
- 10 alkyl;
- aryl;
- C(O)OR¹⁷ in which R¹⁷ is hydrogen, alkyl of 1 to 7 carbon atoms, alkenyl of 3 to 7 carbon atoms, an optionally substituted aryl ring system, an optionally substituted heteroaryl ring system containing one or
- 15 more heteroatoms, arylalkyl, or a pharmaceutically acceptable cation,
- in which the optional aryl group substituents are selected from halo, hydroxy, alkyl, cycloalkyl, cycloalkylalkyl, aryl, heteroaryl, arylalkyl, heteroarylalkyl, alkenyl containing 1 to 2 double bonds, alkynyl containing 1 to 2 triple bonds, haloalkyl, polyhaloalkyl, formyl, alkylcarbonyl,
- 20 arylcarbonyl, heteroarylcarbonyl, carboxy, alkoxy, aryloxy, perfluoroalkoxy, alkenyloxy, alkynyloxy, arylalkoxy, aminoalkyl, alkylaminoalkyl, dialkylaminoalkyl, arylaminoalkyl, amino, alkylamino, dialkylamino, arylamino,
- 25 alkylarylamino, alkylcarbonylamino, arylcarbonylamino, azido, nitro, mercapto, alkylthio, arylthio, perfluoroalkylthio, thiocyano, isothiocyano, alkylsulfinyl, alkylsulfonyl, arylsulfinyl, arylsulfonyl, aminosulfonyl, alkylaminosulfonyl, dialkylaminosulfonyl and arylaminosulfonyl;
- 30 or a salt, hydrate or N—oxide of the compound of formula (I).

— 184 —

10. The composition of claim 9, wherein:

R³ is Ar³; —Y—Ar³, where Y is alkylene of 1 to 3 carbon atoms;
alkenylene of 2 to 4 carbon atoms; cycloalkyl of 3 to 8 carbons;
heterocyclyl; alkenyl; alkanoyl that is optionally substituted with halo,
5 hydroxy or alkoxy; alkenoyl of 3 to 10 carbons and 1 to 3 double bonds;
optionally substituted aroyl; heteroaroyl; alkoxy carbonyl;
alkenyloxy carbonyl of 3 to 10 carbons and 1 to 3 double bonds;
aryloxy carbonyl; formyl (—CHO); cyano; aminocarbonyl (—CONH₂);
alkylaminocarbonyl; dialkylaminocarbonyl; arylaminocarbonyl;
10 diarylaminocarbonyl or arylalkylaminocarbonyl.

11. The composition of claim 9 that is formulated for topical administration.

12. The composition of claim 10 that is formulated for topical administration.

15 13. The composition of claim 12, wherein the aryl or heteroaryl groups in Ar¹, Ar², Ar³, R⁴ and R⁷ are each optionally substituted with one to three aryl group substituents, and the ring systems are heteroaryl or aryl ring systems.

20 14. The composition of claim 12, wherein the heteroaryl and heterocyclic groups in Ar¹, Ar², Ar³, R⁴ and R⁷ each contain one to three heteroatoms.

15. The composition of claim 12, wherein the compound comprises a quaternary ammonium salt.

25 16. The composition of claim 9, wherein the compound is selected with the provisos that:

(i) when Ar³ is 1-(3-propionyl-2-imidazolinon)yl, then R⁴ is other than —CN;

(ii) when R⁴ is —C(=X⁵)—NR⁵R⁶, X⁵ is O and R⁵ and R⁶, together with the nitrogen atom to which they are attached form pyrrolidinyl, then
30 M is other than 4-morpholinyl;

— 185 —

(iii) when M is $-NR^5R^6$ and R^5 and R^6 are methyl, then R^4 is other than 1-hydroxypropyl ($CH_3CH_2CH(OH)-$) or ethylcarbonyl ($CH_3CH_2C(=O)-$);

(iv) when M is 4-morpholinyl or 1-piperidinyl, then R^4 is other than ethylcarbonyl ($CH_3CH_2C(=O)-$); and

(v) when M is 4-morpholinyl, then R^4 is other than ethoxycarbonyl ($CH_3CH_2OC(=O)-$).

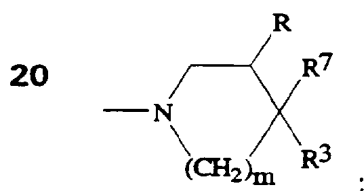
17. The composition of claim 12, wherein:

m is 2;

10 R^2 is alkylene of 1 to 3 carbons, alkenylene or alkynylene of 2 to 3 carbons;

Ar^1 , Ar^2 and Ar^3 are each independently phenyl or pyridyl, optionally substituted with up to three substituents selected from halo, halo lower alkyl or lower alkyl;

15 R is hydrogen, lower alkyl, halo, halo lower alkyl or OR^9 , and is at the 3-position as follows:



25 R^9 is hydrogen, alkyl, arylalkyl, alkylcarbonyl, aminoalkyl, alkylaminoalkyl or dialkylaminoalkyl, in which the alkyl groups are straight or branched chains of 1 to 6 carbons in the chain;

R^4 is selected from among:

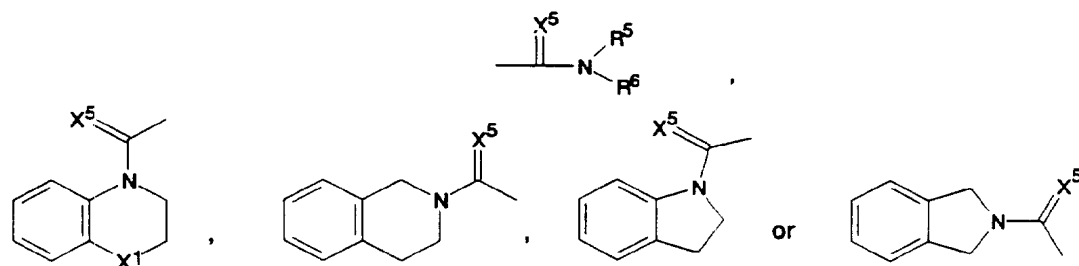
(i) phenyl or pyridyl which are each optionally substituted with lower alkyl, halo lower alkyl or halo,

(ii) pyrrolidinyl, oxadiazolyl or triazolyl radicals, each of which is optionally substituted with 1 to 3 substituents independently selected from halo, halo lower alkyl or lower alkyl,

- 186 -

(iii) alkyl containing from 1 to 6 carbons, or

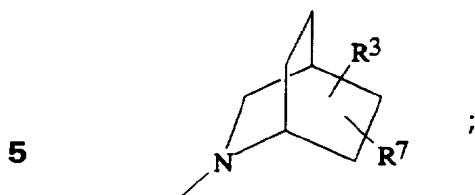
(iv)

R⁵ and R⁶ are independently selected from:

- 5** (a) hydrogen, lower alkyl, lower alkenyl, and aryl, each of which is unsubstituted or substituted with halo, halo lower alkyl or lower alkyl, or
- (b) together with the nitrogen atom to which they are attached, form a piperidinyl, morpholinyl or pyrrolidinyl radical that is
- 10** optionally substituted with halo, halo lower alkyl or lower alkyl; and
- R⁷ is selected from:
- hydrogen;
- OH;
- R¹⁴OR¹³ in which R¹³ is hydrogen or lower alkyl, and R¹⁴ is
- 15** methylene or ethylene;
- CH₂NR¹⁵R¹⁶ in which R¹⁵ is hydrogen, lower alkyl or lower alkanoyl and R¹⁶ is hydrogen or lower alkyl;
- OR¹⁵;
- C(O)OR¹⁷ in which R¹⁷ is hydrogen, lower alkyl, alkenyl of
- 20** 3 to 5 carbon atoms, pyridyl, phenyl, tolyl, ethylphenyl, butylphenyl or halophenyl or a sodium, potassium, calcium or ammonium ion.

- 187 -

18. The composition of claim 12, wherein:
the azabicycloalkyl in M is

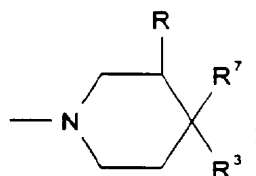


m is 2;

Ar¹, Ar² and Ar³ are each independently phenyl or pyridyl,
optionally substituted with up to three substituents selected from halo,
10 halo lower alkyl or lower alkyl;

R² is $-\text{CH}=\text{CH}-$, $-(\text{CH}_2)_2-$ or $-\text{CH}_2\text{CH}(\text{CH}_3)-$;

R is hydrogen, lower alkyl, halo lower alkyl, halo or OR⁹, and is at
the 3-position as follows:

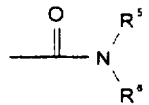


R⁹ is selected from alkyl, arylalkyl, alkylcarbonyl, aminoalkyl,
alkylaminoalkyl or dialkylaminoalkyl, in which the alkyl groups are straight
or branched chain of 1 to 6 carbons;

R⁴ is selected from among:

- 20 (i) phenyl or pyridyl which are each optionally substituted
with lower alkyl, hydroxy, lower alkoxy, halo lower alkyl or halo,
(ii) pyrrolidinyl, oxadiazolyl or triazolyl radicals, each of which
is unsubstituted or substituted with 1 to 3 substituents independently
selected from halo, halo lower alkyl, hydroxy, lower alkoxy or lower alkyl,
25 (iii) lower alkyl of 1 to 6 carbons, or
(iv)

- 188 -



5

R^5 and R^6 are independently selected from:

(a) hydrogen, lower alkyl, lower alkenyl or aryl, each of which is unsubstituted or substituted with halo, halo lower alkyl or lower alkyl, or

10

(b) together with the nitrogen atom to which each is attached, form a piperidiny, morpholinyl or pyrrolidinyl radical that is unsubstituted or substituted with halo, halo lower alkyl, hydroxy, lower alkoxy or lower alkyl; and

R^7 is selected from:

15

hydrogen;

-OH;

- $R^{14}OR^{13}$ in which R^{13} is hydrogen or lower alkyl, and R^{14} is methylene or ethylene;

- $CH_2NR^{15}R^{16}$ in which R^{15} is hydrogen, lower alkyl or lower

20

alkanoyl and R^{16} is hydrogen or lower alkyl;

- OR^{15} ;

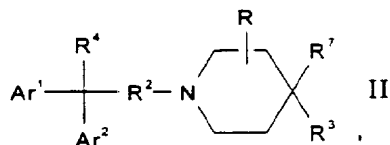
- $C(O)OR^{17}$ in which R^{17} is hydrogen, lower alkyl, alkenyl of

3 to 5 carbon atoms, pyridyl, phenyl, tolyl, ethylphenyl, butylphenyl or halophenyl, or a sodium, potassium, calcium or ammonium ion.

25

19. The composition of claim 12 in which the compounds of formula (I) are of the formula (II):

30



wherein:

— 189 —

Ar¹ and Ar² are each independently selected from a 6— to 10-membered aryl ring system and a 5— to 10-membered heteroaryl ring system, wherein the aryl and heteroaryl ring systems are each optionally substituted with up to three aryl group substituents;

5 R³ is Ar³;

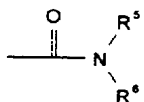
Ar³ is a 6— to 10-membered aryl ring system or a 5— to 10-membered heteroaryl ring system, wherein the aryl and heteroaryl ring systems are each optionally substituted with up to three substituents selected from halo, lower alkyl and halo lower alkyl;

10 R² is straight or branched chain alkyl of 1 to 12 carbons;

R is hydrogen, alkyl or OR⁹;

R⁹ is alkyl, arylalkyl, alkylcarbonyl, aminoalkyl, alkylaminoalkyl or dialkylaminoalkyl, in which the alkyl groups are straight or branched chain of 1 to 6 carbon atoms;

15 R⁴ is phenyl, pyridyl, cyano or:



20 R⁵ and R⁶ are independently selected from:

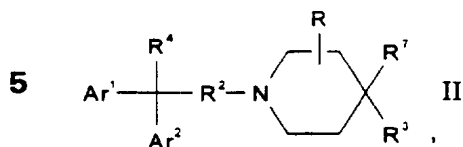
(i) hydrogen, straight or branched chain alkyl of 1 to 3 carbons or alkenyl of 2 to 4 carbons and 1 double bond; or

(ii) together with the nitrogen atom to which they are
 25 attached, form a heterocycle selected from pyrrolidinyl, piperidinyl, alkylpiperidinyl, morpholinyl, oxadiazolyl and triazolyl radicals, each of which is optionally substituted with one or more substituents selected from halo, halo lower alkyl, hydroxy, lower alkoxy and lower alkyl; and

R⁷ is —H, —OH, —C(O)OR¹⁷ in which R¹⁷ is hydrogen or lower
 30 alkyl, —C(O)H or —R¹⁴OR¹³ in which R¹³ is hydrogen, alkyl of 1 to 4 carbons, or alkanoyl of 2 or 3 carbon atoms, and R¹⁴ is methylene or ethylene.

— 190 —

20. The composition of claim 12 in which the compounds of formula (I) are of the formula (II):



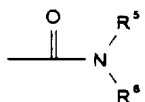
wherein:

10 Ar¹ and Ar² are each independently selected from a 6- to 10-membered aryl ring system and a 5- to 10-membered heteroaryl ring system, wherein the aryl and heteroaryl ring systems are each optionally substituted with up to three aryl group substituents;

Ar³ is a 6- to 10-membered aryl ring system or a 5- to 10-
 15 membered heteroaryl ring system, wherein the aryl and heteroaryl ring systems are each optionally substituted with up to three substituents selected from halo, lower alkyl and halo lower alkyl;

R⁴ is phenyl, pyridyl, cyano or

20



R⁵ and R⁶ are independently selected from:

25 (i) hydrogen, lower alkyl, phenyl, phenylalkyl or lower alkenyl, or

(ii) together with the nitrogen atom to which they are each attached form a heterocycle selected from 1,3,4-oxadiazolyl, 4-morpholinyl, or di(C₁-C₆ alkyl)-morpholinyl, pyrrolidinyl, piperidinyl,

30 C₁-C₆ alkylpiperidinyl; and

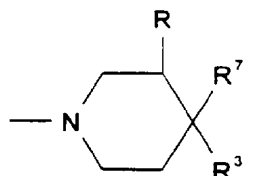
R² is lower alkylene;

R⁷ is -OH, -C(O)OR¹⁷ in which R¹⁷ is hydrogen, methyl or ethyl, or -C(O)H; and

R is hydrogen, lower alkyl, -C(O)H, or -C(O)OH and is at the

35 3-position as follows:

- 191 -



and

5 R³ is phenyl optionally substituted with alkyl, alkoxyalkyl, halo or trifluoroalkyl.

21. The composition of claim 20, wherein:

R⁷ is -OH, -C(O)OH or -C(O)OCH₂CH₃;

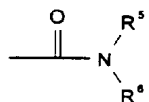
R³ is phenyl optionally substituted with alkoxyalkyl, halo or trifluoroalkyl;

10 R is hydrogen or alkyl of 1 to 3 carbon atoms;

R² is alkylene containing from 1 to 4 carbons;

R⁴ is phenyl, pyridyl, cyano or:

15



R⁵ and R⁶ are independently selected from:

20 (i) hydrogen, alkyl, phenyl, phenylalkyl or 2-propenyl, in which the alkyl groups are lower alkyl; or

(ii) together with the nitrogen to which they are attached form pyrrolidinyl, piperidinyl, C₁-C₆ alkylpiperidinyl, 4-morpholinyl or 2,6-di(C₁-C₆ alkyl)morpholinyl; and

25 Ar¹ and Ar² are independently selected from phenyl or pyridyl.

22. The composition of claim 21, wherein:

R is hydrogen or methyl;

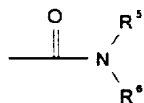
R³ is phenyl optionally substituted with alkyl, alkoxyalkyl, halo or trifluoroalkyl;

- 192 -

R^2 is $-(CH_2)_2-$ or $-CH_2CH(CH_3)-$;

R^4 is cyano or:

5



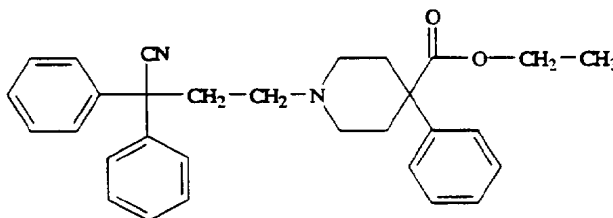
R^5 and R^6 are independently selected from:

(i) hydrogen, lower alkyl, phenyl, phenyl lower alkyl or
10 2-propenyl; or

(ii) together with the nitrogen atom to which they are attached, form pyrrolidinyl, piperidinyl, C_1-C_6 alkylpiperidinyl, 4-morpholinyl or 2,6-di(C_1-C_6 alkyl) morpholinyl;

Ar^1 and Ar^2 are independently phenyl, which is unsubstituted or
15 substituted with lower alkyl, alkoxy lower alkyl, halo or halo lower alkyl;

23. The composition of claim 22, comprising 1-(3-cyano-3,3-diphenylpropyl)-4-phenyl-4-piperidinecarboxylic acid ethyl ester that has the following formula:

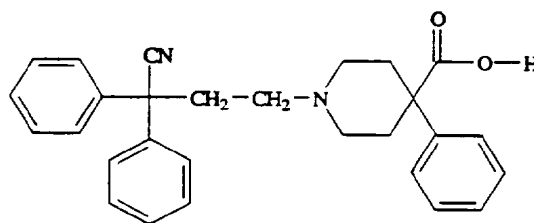


20

or a salt or N-oxide thereof.

24. The composition of claim 22, comprising
1-(3-cyano-3,3-diphenylpropyl)-4-phenyl-4-piperidinecarboxylic
25 acid that has the following formula

- 193 -

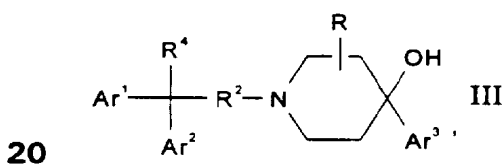


or a salt or N-oxide thereof.

25. The composition of claim 19, wherein:

- 5 Ar¹ and Ar² are phenyl,
 R is hydrogen or methyl,
 R² is -(CH₂)₂- or -CH₂CH(CH₃)-,
 R⁵ and R⁶ are independently methyl or ethyl or, together with the nitrogen to which they are attached, form pyrrolidinyl or piperidinyl;
- 10 R³ is unsubstituted phenyl, 4-chlorophenyl, 4-bromophenyl, 4-fluorophenyl, 3,4,-di-halophenyl, 4-trifluoromethylphenyl or 3-trifluoromethylphenyl; and
 R⁷ is -OH.

26. A composition of claim 12, wherein the compounds of
 15 formula (I) have formula (III):



wherein:

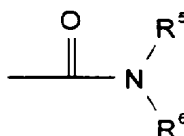
- Ar¹ and Ar² are each independently a 6- to 10-membered aryl ring system or a 5- to 10-membered heteroaryl ring system in which the aryl and heteroaryl ring systems are optionally substituted with up to three substituents selected from halo, alkyl and haloalkyl in which the alkyl groups are straight or branched chains of 1 to 12 carbons;
- 25

— 194 —

R² is straight or branched chain alkylene of 1 to 12 carbon atoms, or straight or branched chain alkenylene of 2 to 12 carbon atoms containing one double bond;

R is hydrogen, alkyl, halo lower alkyl, hydroxy, lower alkoxy or halo;

5 R⁴ is:



10

R⁵ and R⁶ are independently selected from:

(i) hydrogen, straight or branched chain alkyl or straight or branched chain alkenylene containing up to 12 carbons, or

15 (ii) together with the nitrogen atom to which they are attached, they form a 3- to 10-membered heterocyclic ring containing one or two heteroatoms; and

20 Ar³ is a 6- to 10-membered aryl ring system or a 5- to 10-membered heteroaryl ring system containing one or more heteroatoms, in which the aryl and heteroaryl ring systems are optionally substituted with one or more aryl group substituents.

27. The composition of claim 26, wherein:

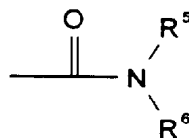
25 Ar¹ and Ar² are each independently selected from phenyl, which is optionally substituted with up to three substituents selected from halo, halo alkyl or alkyl in which the alkyl groups are straight or branched chains of 1 to 6 carbons;

R² is straight or branched chain alkylene of 1 to 3 carbons or alkenylene of 2 to 3 carbons containing one double bond;

30 R is hydrogen, lower alkyl, halo lower alkyl, hydroxy, lower alkoxy or halo, and is in the 3-position;

R⁴ is:

- 195 -



5

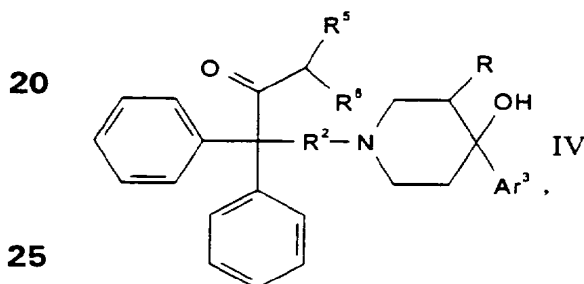
R^5 and R^6 are independently selected from:

(i) hydrogen, alkyl or alkenyl, in which the carbon chains are straight or branched chain of 1 to 6 carbons, or

10 (ii) together, with the nitrogen atom to which each is attached, form pyrrolidiny, piperidiny, alkylpiperidiny, morpholinyl, or di(C_1-C_6 alkyl)-morpholinyl; and

Ar^3 is a 6- to 10-membered aryl ring system, which is unsubstituted or substituted with up to three substituents selected from
15 halo, halo lower alkyl and lower alkyl.

28. The composition of claim 12 in which the compounds of formula (I) have formula (IV):



wherein:

30 Ar^3 is phenyl, which is optionally substituted with halo; and R^2 is alkylene containing 1 to 3 carbon atoms.

29. The composition of claim 25, wherein the compound is selected from compounds in which:

35 (i) Ar^1 and Ar^2 are phenyl, R is hydrogen, R^2 is $-(CH_2)_2-$, R^5 and R^6 , together with the nitrogen to which they are attached, form pyrrolidine, and R^3 is 4-chlorophenyl or 3,4,-dichlorophenyl:

— 196 —

(ii) Ar¹ and Ar² are phenyl, R is hydrogen, R² is $-(CH_2)_2-$, R⁵ and R⁶, together with the nitrogen to which they are attached, form piperidinyl, and R³ is phenyl;

(iii) Ar¹ and Ar² are phenyl, R² is $-(CH_2)_2-$, R is hydrogen, R⁵ and
 5 R⁶ are methyl and R³ is 4-bromophenyl;

(iv) Ar¹ and Ar² are phenyl, R² is $-(CH_2)_2-$, R is hydrogen, R⁵ is methyl, R⁶ is ethyl and R³ is 4-chlorophenyl;

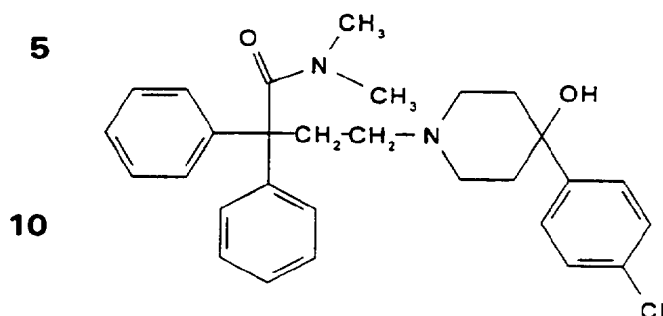
(v) Ar¹ and Ar² are phenyl, R² is $-CH_2CH(CH_3)-$, R is hydrogen, R⁵ and R⁶ are methyl and R³ is 4-fluorophenyl; and

10 (vi) Ar¹ and Ar² are phenyl, R² is $-(CH_2)_2-$, R is 4-methyl, R⁵ and R⁶ are methyl and R³ is 3-trifluoromethylphenyl or phenyl.

30. The composition of claim 12, wherein the compound is selected from among: 1-[4-(4-hydroxy-4-phenyl-1-piperidino)-2,2-diphenylbutyryl]piperidine; 4-{4-[4-hydroxy-4-(3-trifluoromethylphenyl)-1-
 15 piperidino]-2,2-diphenylbutyryl}morpholine; 1-{4-[4-hydroxy-4-(3-trifluoromethylphenyl)-1-piperidino]-2,2-diphenylbutyl}piperidine; 4-(*p*-chlorophenyl)-4-hydroxy-N-N-,*γ*-trimethyl- α,α -diphenyl-1-piperidine-1-butylamide; 4-(*p*-chlorophenyl)-4-hydroxy-N-N-dimethyl- α,α -diphenyl-1-
 20 piperidine-1-butylamide (loperamide); 4-(3,4-dichlorophenyl)-N,N-diethyl-4-hydroxy- α,α -diphenyl-1-piperidine-1-butylamide; 4-(3,4-dichlorophenyl)-4-hydroxy-N,N-dimethyl- α,α -diphenyl-1-piperidine-1-butylamide; 4-(4-chloro-3-trifluoromethylphenyl)-4-hydroxy-N,N-dimethyl- α,α -diphenyl-1-
 25 piperidine-1-butylamide; 4-(*p*-fluorophenyl)-4-hydroxy-N,N-,*γ*-trimethyl- α,α -diphenyl-1-piperidine-1-butylamide; 4-(*p*-bromophenyl)-4-hydroxy-N,N-dimethyl- α,α -diphenyl-1-piperidine-1-butylamide; 1-{4-[4-(3,4-dichlorophenyl)-4-hydroxypiperidino]-2,2-diphenylbutyryl}pyrrolidine; and 4-(*p*-chlorophenyl)-N-ethyl-4-hydroxy-N-methyl- α,α -diphenyl-1-piperidine-1-butylamide.

- 197 -

31. The composition of claim 19, comprising 4-(*p*-chlorophenyl)-4-hydroxy-N-N-dimethyl- α,α -diphenyl-1-piperidinebutyramide that has the formula:



32. The composition of claim 19, wherein the compound is a salt of 4-(*p*-chlorophenyl)-4-hydroxy-N-N-dimethyl- α,α -diphenyl-1-piperidinebutyramide.

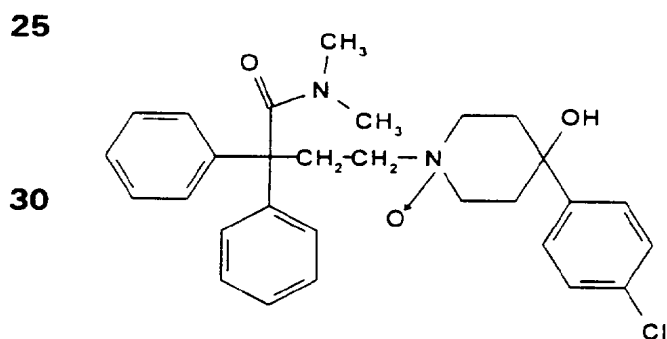
15

33. The composition of claim 32, wherein the salt is the hydrochloride salt.

34. The composition of claim 32, wherein the salt comprises a quaternary ammonium salt.

20

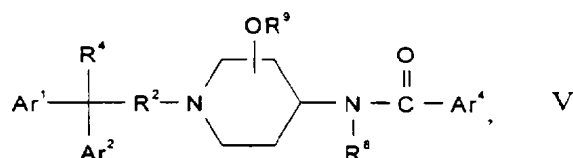
35. The composition of claim 19, comprising 4-(*p*-chlorophenyl)-4-hydroxy-N-N-dimethyl- α,α -diphenyl-1-piperidinebutyramide, N-oxide that has the formula:



35

36. The composition of claim 9 in which the compounds of formula (I) are of the formula:

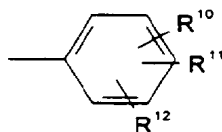
- 198 -



wherein:

Ar¹ and Ar² are each independently selected from a 6- to 10-
5 membered aryl ring system and a 5- to 10-membered heteroaryl ring system containing one or more heteroatoms, wherein the aryl and heteroaryl ring systems are each optionally substituted with up to three aryl group substituents;

Ar⁴ is thienyl, furanyl, pyridinyl, thiazolyl or imidazolyl, each of
10 which is optionally substituted with halo, or Ar⁴ is a radical of the formula:

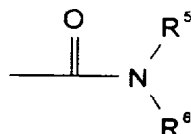


R¹⁰, R¹¹ and R¹² are each independently selected from hydrogen,
15 alkyl, alkyloxy, halide, hydroxy, cyano, nitro, amino, alkylamino, di(alkyl)amino, aminocarbonyl, arylcarbonylamino, alkylcarbonylamino, alkylcarbonyl, alkylcarbonyloxy, aminosulfonyl, alkylsulfinyl, alkylsulfonyl, alkylthio, mercapto, C₃₋₆alkenyloxy, C₃₋₆alkynyloxy, arylalkyloxy, aryloxy or alkyl, in which each group is unsubstituted or substituted with up to 4
20 halo atoms, and the alkyl groups are straight or branched chains of 1 to 6 carbon atoms;

R² is straight or branched chain alkylene of 1 to 6 carbon atoms;

R⁹ is alkyl, arylalkyl, alkylcarbonyl, aminoalkyl, alkylaminoalkyl or dialkylaminoalkyl in which the alkyl groups are straight or branched chains
25 of 1 to 6 carbon atoms in the chain:

— 199 —

R⁴ is:in which R⁵ and R⁶ are independently selected from:

- (i) from hydrogen, aryl containing 6 to 10 members in the
 5 ring, straight or branched chain alkyl of 1 to 6 carbon atoms, or straight
 or branched chain alkenyl of 2 to 6 carbons and 1 or 2 double bonds, or
 (ii) together with the nitrogen atom to which they are
 attached, R⁵ and R⁶ form a 3- to 7-membered heterocyclic ring containing
 one or two heteroatoms selected from O and N;
- 10 R⁸ is hydrogen or straight or branched chain alkyl of 1 to 6 carbon
 atoms.

37. The composition of claim 36, wherein: Ar⁴ is phenyl; R¹⁰ is
 aryl, lower alkyloxy, C₃₋₆alkyenyloxy, C₃₋₆alkynyloxy, or C₁₋₅ alkyl
 substituted with 1 to 4 halo atoms, and R¹¹ and R¹² are each indepen-
 15 dently selected from hydrogen, lower alkyl, lower alkyoxy, halo, hydroxy,
 cyano, nitro, amino, mono and di(alkyl)amino, aminocarbonyl, aryl-
 carbonylamino, alkylcarbonylamino, alkylcarbonyl, alkylcarbonyloxy,
 aminosulfonyl, alkylsulfinyl, alkylsulfonyl, alkylthio or mercapto in which
 each group is unsubstituted or substituted with up to 4 halo atoms, and
 20 the alkyl groups are straight or branched chains that contain 1 to 4
 carbons; and R⁵ and R⁶ are independently selected from hydrogen,
 C₁₋₄alkyl, phenyl, phenylmethyl or 2-propenyl.

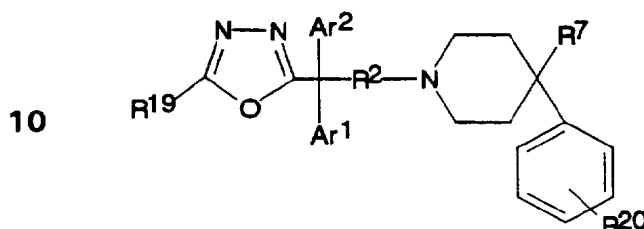
38. The composition of claim 36, wherein:
 the substituents in the 3- and 4-positions on the piperidine ring
 25 have the trans configuration;

R¹⁰ is trifluoromethyl substituted on the meta positions, and R¹¹ and
 R¹² are each independently selected from hydrogen, methyl, methoxy,
 halo, hydroxy, nitro, amino trifluoromethyl, phenylmethoxy, phenoxy,
 and propenyloxy.

—200—

39. The composition of claim 36, comprising trans-3-hydroxy-N,N, γ -trimethyl- α,α -diphenyl-4-[[3-(trifluoromethyl)-benzoyl]amino]-1-piperidinebutanamide.

40. The composition of claim 12 in which the compounds of
5 formula (I) are of the formula (VI):



15
wherein:

Ar¹ and Ar² are each independently selected from a 6— to 10-membered aryl ring system and a 5— to 10-membered heteroaryl ring system containing 1 to 3 oxygen, nitrogen or sulfur atoms, wherein the
20 aryl and heteroaryl ring systems are optionally substituted with up to three aryl group substituents;

R² is straight or branched chain alkylene of 1 to 12 carbon atoms or alkenylene of 2 to 4 carbon atoms;

R⁷ is —R¹⁴OR¹³ in which R¹³ is hydrogen, lower alkyl, or alkanoyl
25 containing 2 to 5 carbon atoms, and R¹⁴ is lower alkylene or lower alkenylene;

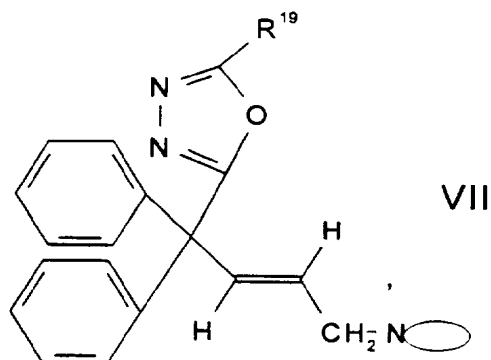
R¹⁹ is hydrogen or lower alkyl; and

R²⁰ is hydrogen, halo, halo lower alkyl or lower alkyl.

41. The composition of claim 40, wherein one of Ar¹ and Ar² is
30 phenyl and the other of Ar¹ and Ar² is phenyl optionally substituted with alkyl or halo, or pyridyl.

42. The composition of claim 12 in which the compounds of formula (I) are of the formula:

-201-

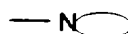


wherein:

R^{19} is lower alkyl; the configuration of the double bond is trans;

and

5



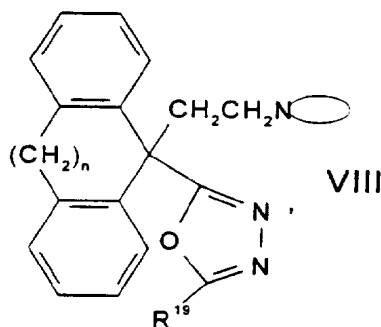
is a tertiary amine selected from azabicycloalkyl containing from 6 to 9 carbon atoms with at least 5 atoms in each ring.

43. The composition of claim 42, wherein:

each ring in the azabicycloalkyl is selected from pyrrolidino,

10 piperidino and hexamethyleneimino.

44. The composition of claim 12 in which the compounds of formula (I) are of the formula:



wherein:

15 R^{19} is lower alkyl; n is an integer from 1 to 3, and


—N— is a tertiary amine selected from azabicycloalkyl

containing from 6 to 9 carbon atoms with at least 5 atoms in each ring.

-202-

45. The composition of claim 44, wherein:
 n is 2 or 3; R¹⁹ is ethyl or methyl; and
 each ring in the azabicycloalkyl is selected from pyrrolidino,
 piperidino and hexamethyleneimino.

5 46. The composition of claim 45, wherein the azabicycloalkyl is
 selected from 7-azabicyclo[2.2.1]hept-7-yl, 2-azabicyclo[2.2.2]oct-2-yl, 2-
 azabicyclo[3.2.1]oct-2-yl, 3-azabicyclo[3.2.1]oct-3-yl, 6-azabicy-
 clo[3.2.1]oct-6-yl, 3-azabicyclo[3.2.2]non-3-yl, 8-azabicyclo[4.3.0]non-8-
 yl, 2-azabicyclo[3.2.2]non-2-yl, 2-azabicyclo[3.3.1]non-2-yl, 3-azabicy-
 clo[3.3.1]non-3-yl, 2-azabicyclo[4.3.0]non-3-yl, 7-azabicyclo[4.3.0]non-7-
 10 clo[4.3.1]dec-8-yl, 2-azabicyclo[4.4.0]dec-2-yl, 7-azabicy-

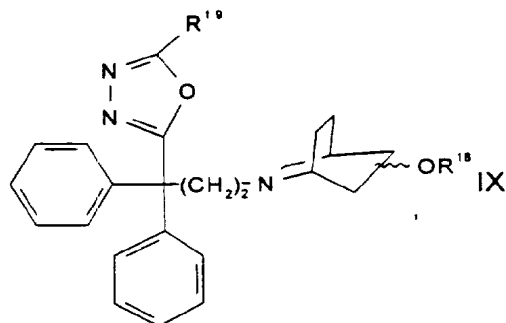
clo[4.2.2]dec-7-yl, or —N .

47. The composition of claim 12, comprising 2-{5-[2-(2-azabi-
 cyclo[2.2.2]oct-2-yl)ethyl]-10,11-dihydro-5H-dibenzo[a,d]cyclohepten-5-
 15 yl]-5-methyl-1,3,4-oxadiazole or 2-{12-[2-(2-azabicyclo[2.2.2]oct-2-
 yl)ethyl]-5,6,7,12-tetrahydrodibenzo[a,d]cycloocten-12-yl]-5-methyl-
 1,3,4-oxadiazole.

48. The composition of claim 12 in which the compounds of
 formula (I) have formula (IX):

20

25

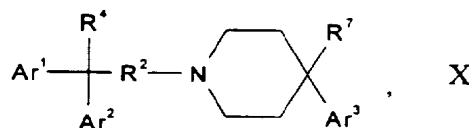


30

—203—

wherein: R¹⁹ is lower alkyl; R¹⁸ is hydrogen or lower alkanoyl containing 2 to 7 carbon atoms and is attached at the 5 or 6 position in either the endo or exo configuration.

49. The composition of claim 12 in which the compounds of
5 formula (I) are of the formula:



wherein:

Ar¹, Ar², and Ar³ are each independently selected from a 6 to 10-
membered aryl ring system optionally substituted with up to three
10 substituents selected from halo, halo lower alkyl and lower alkyl;

R² is straight or branched chain alkylene of 1 to 6 carbons or
alkenylene of 2 to 4 carbons;

R⁴ is a 6 to 10-membered aryl ring system or a 5 to 10-membered
heteroaryl ring system containing 1 to 3 oxygen, nitrogen or sulfur atoms,
15 wherein the aryl and heteroaryl ring systems are optionally substituted
with one or more substituents selected from halo, halo lower alkyl and
lower alkyl; and

R⁷ is selected from:

—CH₂NR¹⁵R¹⁶ in which R¹⁵ is hydrogen, lower alkyl or lower
20 alkanoyl and R¹⁶ is hydrogen or lower alkyl; or

—C(O)OR¹⁷ in which R¹⁷ is hydrogen, alkyl of 1 to 7 carbons,
alkenyl of 3 to 7 carbon atoms, aryl or heteroaryl, or an alkali metal or
alkaline earth metal salt; and

—R¹⁴OR¹³ in which R¹³ is hydrogen, alkyl of 1 to 4 carbons
25 or alkanoyl of 2 to 5 carbon atoms, and R¹⁴ is alkylene of 1 to 4 carbons.

50. The composition of claim 49, wherein Ar¹, Ar², and Ar³ are
each independently phenyl, which is optionally substituted with one or
two substituents selected from halo, halo lower alkyl and lower alkyl and

— 204 —

R⁴ is phenyl, which is optionally substituted with one or two substituents selected from halo, halo lower alkyl and lower alkyl, or pyridyl.

51. The composition of claim 50, wherein R⁷ is —CH₂NR¹⁵R¹⁶ in which R¹⁵ is hydrogen, lower alkyl or lower alkanoyl and R¹⁶ is hydrogen or lower alkyl.

52. The composition of claim 51, wherein: Ar¹, Ar² and Ar³ are each phenyl, R² is —(CH₂)₂— or —CH₂CH(CH₃)—; and R⁴ is phenyl or pyridyl.

53. The composition of claim 51, comprising 4-amino-methyl-4-phenyl-1-(3,3,3-triphenylpropyl)piperidine or N-{{4-phenyl-1-(3,3,3-triphenylpropyl)piperidine-4-yl)methyl}acetamide}.

54. The composition of claim 50, wherein R⁷ is —C(O)OR¹⁷ in which R¹⁷ is hydrogen, alkyl containing from 1 to 7 carbons, alkenyl having 3 to 7 carbon atoms, aryl or heteroaryl, or is an alkali metal or alkaline earth metal salt.

55. The composition of claim 54, wherein:

Ar¹, Ar² and Ar³ are each independently selected from phenyl, which is optionally substituted with one or two substituents selected from halo, lower alkyl and halo lower alkyl;

R² is straight or branched chain alkylene containing from 1 to 6 carbons or alkenylene of 2 to 4 carbons;

R⁴ is phenyl or pyridyl, each of which is optionally substituted with up to three substituents selected from halo, halo lower alkyl or lower alkyl.

56. The composition of claim 54, wherein:

R² is a straight or branched chain alkylene of 1 to 3 carbons or alkenylene of 2 to 4 carbons; and

R¹⁷ is pyridyl, phenyl, tolyl, ethylphenyl, butylphenyl, halophenyl or alkenyl.

—205—

57. The composition of claim 54, comprising 1-(3,3,3-triphenylpropyl)-4-phenyl-4-piperidinecarboxylic acid hydrochloride; ethyl 1-(3,3,3-triphenylpropyl)-4-phenyl-4-piperidinecarboxylate; potassium 1-(3,3,3-triphenylpropyl)-4-phenyl-4-piperidinecarboxylate; sodium 1-(3,3,3-triphenylpropyl)-4-phenyl-4-piperidinecarboxylate; 1-[3,3-diphenyl-3-(2-pyridyl)propyl]4-phenyl-4-piperidine carboxylic acid hydrochloride; sodium 1-[3,3-diphenyl-3-(2-pyridyl)propyl]-4-phenyl-4-piperidinecarboxylate; ethyl 1-[3,3-diphenyl-3-(2-pyridyl)propyl]-4-phenyl-4-piperidinecarboxylate; or potassium 1-[3,3-diphenyl-3-(2-pyridyl)propyl]-4-phenyl-4-piperidinecarboxylate.

58. The composition of claim 49, wherein R^7 is $-R^{14}OR^{13}$ in which R^{13} is hydrogen, straight or branched chain alkyl of 1 to 8 carbons, and alkanoyl of 2 to 5 carbons, and R^{14} is alkylene of 1 to 4 carbons or alkenylene of 2 to 4 carbons.

59. The composition of claim 58, wherein:

Ar^1 , Ar^2 and Ar^3 are each independently selected from among phenyl, which is optionally substituted with one or two substituents selected from halo, lower alkyl of 1 to 4 carbons or halo lower alkyl of 1 to 4 carbons;

R^2 is straight or branched chain alkylene of 1 to 6 carbon atoms, or alkenylene of 2 to 4 carbon atoms; and

R^4 is phenyl or pyridyl, each of which is optionally substituted with up to three substituents selected from halo, halo lower alkyl of 1 to 4 carbons or lower alkyl of 1 to 4 carbons.

60. The composition of claim 58, wherein:

R^2 is $-(CH_2)_2-$ or $-CH_2CH(CH_3)-$;

Ar^1 and Ar^2 are phenyl;

R^{14} is $-CH_2-$ or $-(CH_2)_2-$;

R^{13} is alkyl containing 1 to 7 carbon atoms; and

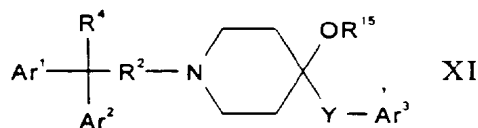
R^4 is phenyl or 2-, 3- or 4-pyridyl.

— 206 —

61. The composition of claim 58, comprising a compound selected from 1-(3,3,3-triphenylpropyl)-4-phenyl-4-piperidinemethanol; 1-[3,3-diphenyl-3-(2-pyridyl)propyl]-4-phenyl-4-piperidinemethanol; 1-(3,3,3-triphenylpropyl)-4-phenyl-4-acetoxymethyl-piperidine; 1-(3,3,3-triphenylpropyl)-4-phenyl-4-methoxymethyl-piperidine; 1-(3,3,3-triphenylpropyl)-4-(4-chlorophenyl)-4-piperidinemethanol; 1-[3-*p*-chlorophenyl-3,3-diphenylpropyl]-4-(phenyl)-4-piperidinemethanol; 1-[3-(*p*-tolyl)-3,3-diphenylpropyl]-4-(phenyl)-4-piperidinemethanol; 1-[3-(*p*-bromophenyl)-3,3-diphenylpropyl]-4-(phenyl)-4-piperidinemethanol; 1-[3,3-diphenyl-3-(4-pyridyl)propyl]-4-phenyl-4-piperidinemethanol; 1-[3,3-diphenyl-3-(3-pyridyl)propyl]-4-phenyl-4-piperidinemethanol; 1-(3,3,3-triphenylpropyl)-4-phenyl-4-hexoxymethyl-piperidine; 1-(3,3,3-triphenylpropyl)-4-(*p*-tolyl)-4-piperidinemethanol; 1-(3,3,3-triphenylpropyl)-4-(*p*-trifluoromethyl)-4-piperidinemethanol; 1-(3,3,3-triphenylbutyl)-4-(phenyl)-4-piperidinemethanol; 1-(3,3,3-triphenylpropyl)-4-(phenyl)-4-piperidinemethanol; 1-(3,3,3-triphenylpropyl)-4-phenyl-4-methoxyethylpiperidine; 1-[3,3-diphenyl-3-(2-pyridyl)propyl]-4-phenyl-4-methoxyethylpiperidine; 1-(3,3,3-triphenylpropyl)-4-phenyl-4-piperidinemethanol; 1-[3,3-diphenyl-3-(2-pyridyl)propyl]-4-phenyl-4-piperidinemethanol; 1-(3,3,3-triphenylpropyl)-4-phenyl-4-acetoxymethylpiperidine; 1-(3,3,3-triphenylpropyl)-4-phenyl-4-methoxymethylpiperidine; or 1-(3,3,3-triphenylpropyl)-4-(chlorophenyl)-4-piperidinemethanol.

62. The composition of claim 12 in which the compounds of formula (I) are of the formula:

25



wherein:

Ar^1 , Ar^2 and Ar^3 are each independently selected from a 6- to 10-membered ring system, which is optionally substituted with up to three substituents selected from halo, lower alkyl and halo lower alkyl;

-207-

R² is straight or branched alkylene of 1 to 6 carbon atoms or alkenylene of 2 to 4 carbons;

R⁴ is a 6 to 10-membered aryl ring system or a 5 to 10-membered heteroaryl ring system, optionally substituted with up to three
5 substituents selected from halo, lower alkyl and halo lower alkyl;

R¹⁵ is hydrogen, alkyl of 1 to 12 carbons or alkanoyl of 2 to 12 carbons; and

Y is alkylene of 1 to 3 carbons.

62. The composition of claim 61 wherein:

10 Ar¹, Ar² and Ar³ are each independently selected from phenyl, which is optionally substituted with one or two substituents selected from halo, lower alkyl and halo lower alkyl; and

R⁴ is phenyl, which is optionally substituted with one or two substituents selected from halo, lower alkyl and halo lower alkyl.

15 63. The composition of claim 62, wherein:

R² is $-(CH_2)_2-$ or $-CH_2CH(CH_3)-$;

R¹⁵ is alkyl or alkanoyl in which the carbon chains contain 1 to 8 carbons; and

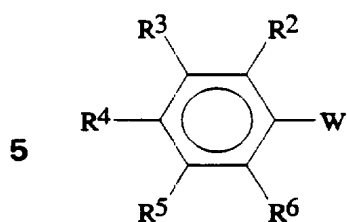
Y is $-CH_2-$.

20 64. The composition of claim 62, comprising a compound selected from 1-(3,3,3-triphenylpropyl)-4-hydroxy-4-benzylpiperidine and 1-(3,3,3-triphenylpropyl)-4-hydroxy-4-benzylpiperidine hydrochloride; 1-(3,3,3-triphenylpropyl)-4-hydroxy-4-p-chlorobenzylpiperidine; 1-(3,3,3-triphenylpropyl)-4-hydroxy-4-p-methylbenzylpiperidine; or 1-[3,3,3(2-
25 pyridyl)propyl]-4-benzyl-4-hydroxypiperidine.

65. The composition of claim 12 in which the compounds of formula (I) are amidinoureas or 2-[(aminophenyl and amidophenyl)amino]-1-azacycloalkanes of the formula:

30

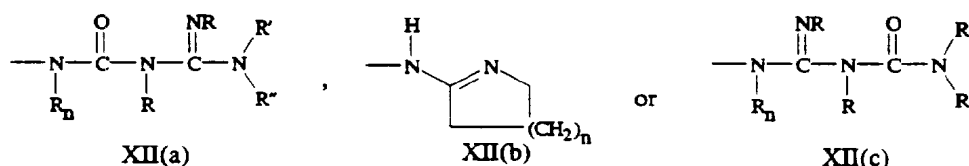
- 208 -



, XII

where W is

10



15

wherein:

(i) when W is XII(a) or XII(c), then R², R³, R⁴, R⁵ and R⁶, which are
 20 the same or different, are each independently selected from: hydrogen, halo, lower alkyl, halo lower alkyl, nitro, lower alkoxy, hydroxy, aryl lower alkoxy, acyloxy, cyano, halo lower alkoxy or lower alkyl sulfonyl; R is hydrogen or lower alkyl; R' and R'' are hydrogen, alkyl, cycloalkyl or arylalkyl; R' and R'' together form a 5 to 7 membered ring which includes
 25 0 to 2 heteroatoms selected from N, O or S; R_n is hydrogen or lower alkyl, provided that at least one of R, R' and R'' is other than hydrogen; and

(ii) when W is XII(b), n is 1 to 3;

R², R³ and R⁶ are independently selected from hydrogen, alkyl of 1
 to 6 carbon atoms, or halogen; with the proviso that R² and R⁶ are not
 30 hydrogen at the same time; and one of R⁴ and R⁵ is hydrogen, alkyl of 1 to 6 carbon atoms, or halogen and the other is of the formula —NR⁸R⁷ in which R⁸ and R⁷, which are the same or different, are selected from
 among hydrogen, alkyl of 1 to 6 carbon atoms, alkoxy carbonyl of 2 to 7
 carbon atoms, aryloxy carbonyl of 6 to 12 carbon atoms, alkyl carbonyl of
 35 2 to 7 carbon atoms, aryl carbonyl of 6 to 12 carbon atoms, hydroxyalkoxy carbonyl of 3 to 7 carbon atoms, or haloalkyl carbonyl of 2

—209—

to 7 carbon atoms, or R⁸ and R⁷ are taken together to form $-(CH_2)_p-$, where p is 4 or 5, or $-(CH_2)_mCO-$, and m is 3 or 4.

66. The composition of claim 65, wherein:

when W is XII(a) or XII(c), R² is hydrogen or lower alkyl; R³ and R⁵ are hydrogen, hydroxy or lower alkoxy; R⁴ is hydrogen, lower alkyl, hydroxy, lower alkoxy or halo; R⁶ is hydrogen, lower alkyl, nitro, alkoxy or halo; R and R_n are hydrogen or lower alkyl; and R' and R'' are hydrogen or alkyl; provided that R, R' and R'' are not all hydrogen at the same time.

67. The composition of claim 65, wherein:

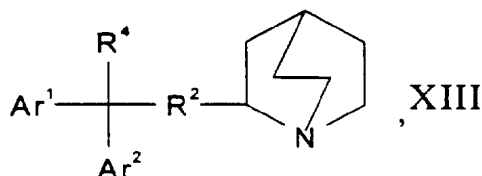
when W is XII(a) or XII(c), then R² is hydrogen, methyl or ethyl; R³ is hydrogen, hydroxy or methoxy; R⁴ is hydrogen, methyl, ethyl, hydroxy, methoxy, chloro or bromo; R⁵ is hydrogen, hydroxy or methoxy; R⁶ is hydrogen, methyl, ethyl, nitro, methoxy, ethoxy, chloro, bromo or fluoro; R and R_n are hydrogen, methyl or ethyl; and R' and R'' are hydrogen, methyl, ethyl, propyl, i-propyl, butyl, i-butyl, sec-butyl, t-butyl, pentyl, hexyl or heptyl; provided that R, R' and R'' are not all hydrogen at the same time.

68. The composition of claim 65, comprising a compound selected from *m*-chlorophenylamidinourea; *p*-chlorophenylamidinourea; 3,4-dichlorophenylamidinourea; *m*-bromophenylamidinourea; *p*-bromophenylamidinourea; 3,4-dibromo-phenylamidinourea; 3-chloro-4-bromophenylamidinourea; 3-bromo-4-chlorophenylamidinourea; 3-chloro-4-fluorophenylamidinourea; 3-bromo-4-fluorophenylamidinourea; 3-fluoro-4-chlorophenylamidinourea; 2,6-dimethylphenylamidinourea; 2,6-diethylphenylamidinourea; 2-methyl-6-ethylphenylamidinourea; 2-methyl-6-methoxyphenylamidinourea; 2-methyl-6-ethoxyphenylamidinourea; 2-ethyl-6-methoxyphenylamidinourea; 2-ethyl-6-ethoxyphenylamidinourea; 3,4-dimethoxyphenylamidinourea; 3,4-dihydroxyphenylamidinourea; 3,4,5-trimethoxyphenylamidinourea; 3,4,5-trihydroxyphenylamidinourea; 2-[(2-methyl-3-aminophenyl)amino]-1-pyrroline, dihydrochloride; 2-[(2-

-210-

methyl-3-acetamidophenyl)amino]-1-pyrroline, hydrochloride; or 2-[(2-methyl-3-(ethoxycarbonylamino)phenyl-)amino]-1-pyrroline, hydrochloride.

69. The composition of claim 12 in which the compounds of formula (I) are 2-substituted-1-azabicyclo[2.2.2]octanes of the
5 formula:



wherein:

R² is lower alkylene or lower alkenylene;

- Ar¹ and Ar² are each independently selected from a 6- to 10-
10 membered aryl ring system or a 5- to 10-membered heteroaryl ring system, wherein the aryl and heteroaryl ring systems are optionally substituted with one or more aryl group substituents; and

- R⁴ is alkyl of 1 to 8 carbons, alkenyl of 3 to 6 carbon atoms, cycloalkyl of 3 to 6 carbons, cycloalkyl alkyl in which the cycloalkyl
15 contains 3 to 6 carbons and the alkyl contains 1 to 3 carbons, or cycloalkenyl of 4 to 7 carbons.

70. The composition of claim 69, wherein:

- Ar¹ and Ar² are each independently selected from phenyl that is unsubstituted or substituted with up to three substituents selected from
20 halo, halo alkyl of 1 to 4 carbons or alkyl of 1 to 4 carbons;

R² is alkylene of 1 to 3 carbon atoms; and

R⁴ is alkyl of 1 to 8 carbon atoms.

71. The composition of claim 69, comprising 2-(2,2-diphenylpentyl)-1-azabicyclo[2.2.2]octane, 2-(2,2-diphenylhexyl)-1-azabi-
25 cylo[2.2.2]octane, 2-(2,2-diphenylpropyl)-1-azabicyclo[2.2.2]octane, 2-(2,2-diphenyloctyl)-1-azabicyclo[2.2.2]octane and 2-(2,2-diphenylheptyl)-1-azabicyclo[2.2.2]octane.

72. The composition of claim 1 that is formulated as a cream.

-211-

73. The composition of claim 2 that is formulated as a cream.
74. The composition of claim 2 that is formulated as a lotion.
75. The composition of claim 2 that is formulated as a gel.
76. The composition of claim 2 that is formulated as a foam.
- 5 77. The composition of claim 1 that is formulated as a suppository for rectal use and contains greater than about 1% by weight of the compound.
78. The composition of claim 2 that is formulated as a suppository for rectal use and contains greater than about 1% by weight
10 of the compound.
79. The composition of claim 1 that is formulated as a vaginal suppository.
80. The composition of claim 2 that is formulated as a vaginal suppository.
- 15 81. The composition of claim 1 that is formulated as an oral or nasal spray or aerosol that contains greater than about 1% by weight of the compound.
82. The composition of claim 1 that is formulated for topical or local application to the eye.
- 20 83. The composition of claim 2 that is formulated as an aerosol or spray for topical application to the surface of the skin.
84. The composition of claim 2 that is formulated as an aqueous suspension containing greater than about 1% by weight of the compound.
85. The composition of claim 2 that is formulated as an
25 emulsion.
86. A combination, comprising 2 composition of claim 1 and a patch, sterile bandage, a bioadhesive or sterile gauze.
87. The composition of claim 2 in combination with one or more additional active ingredients selected from antibacterials, antivirals,

- 212 -

antifungals, anti-inflammatories, anti-glaucoma agents, anesthetics and mixtures thereof.

88. The composition of claim 87 in combination with an antiviral agent.

5 89. The composition of claim 88, wherein the antiviral agent is selected from the group consisting of purines and pyrimidinones, Acetylleucine Monoethanolamine, Acridinamine, Alkylisooxazoles, Amantadine, Amidinomyacin, Cuminaldehyde Thiosemicarbazone, Foscarnet Sodium, Kethoxal, Lysozyme, Methisazone, Moroxydine, Podophyllotoxin,
10 Ribavirin, Rimantadine, Stallimycin, Statolon, Thymosins, Tromantadine and Xenazoic Acid.

90. The composition of claim 87 in combination with an antifungal agent or antibacterial agent.

15 91. The composition of claim 90, wherein the agent is an antibacterial selected from the group consisting of Aminoglycosides, Amphenicols, Ansamycins, β -Lactams, Carbapenems, Cephalosporins, Cephamycins, Monobactams, Oxacephem, Penicillins, Lincosamides, Macrolides, Amphomycin, Bacitracin, Capreomycin, Colistin, Enduracidin, Enviomycin, Fusafungine, Gramicidin(s), Mikamycin, Polymyxin,
20 Polymyxin β -Methanesulfonic Acid, Pristinamycin, Ristocetin, Teicoplanin, Thiostrepton, Tuberactinomycin, Tyrocidine, Tyrothricin, Vancomycin, Viomycin(s), Virginiamycin Zinc Bacitracin, Tetracyclines, Cycloserine, Mupirocin, Tuberin, 2,4-Diaminopyrimidines, Nitrofurans, Quinolones, Sulfonamides, Sulfones, Clofoctol, Hexedine, Magainins, Methenamine,
25 Methenamine Anhydromethylene-citrate, Methenamine Hippurate, Methenamine Mandelate, Methenamine Sulfosalicylate, Nitroxoline, Squalamine, and Xibornol.

92. The composition of claim 90, wherein the agent is an antifungal selected from the group consisting of Polyenes, Allylamines,
30 Imidazoles, Triazoles, Acrisorcin, Amorolfine, Biphenamine,

-213-

Bromosalicylchloranilide, Buclosamide, Chlophenesin, Ciclopirox, Cloxyquin, Coparaffinate, Diamthazole, Dihydrochloride, Exalamide, Flucytosine, Halethazole, Hexetidine, Loflucarban, Nifuratel, Potassium Iodide, Propionates, Propionic Acid, Pyrithione, Salicylanilide, Sulbentine, 5 Tenonitrozole, Tolciclate, Tolindate, Tolnaftate, Tricetin, Ujothion, and Undecylenic Acid.

93. The composition of claim 87 in combination with an antiinflammatory agent.

94. The composition of claim 93, wherein the agent is selected 10 from the group consisting of Corticosteroids, Aminoarylcarboxylic Acid Derivatives, Arylacetic Acid Derivatives, Arylbutyric Acid Derivatives, Arylcarboxylic Acids, Arylpropionic Acid Derivatives, Pyrazoles, Pyrazolones, Salicylic Acid and derivatives thereof, Thiazinecarboxamides, ϵ -Acetamidocaproic Acid, S-Adenosylmethionine, 3-Amino-4-hydroxybuty- 15 ric Acid, Amixetrine, Bendazac, Bucolome, Carbazones, Difenpiramide, Ditazol, Guaiazulene, Heterocyclic Aminoalkyl Esters of Mycophenolic Acid and derivatives thereof, Nabumetone, Nimesulide, Orgotein, Oxaceprol, Oxazole derivatives, Paranyline, Pifoxime, 2-substituted-4,6-di- tertiary-butyl-s-hydroxy-1,3-pyrimidines, Proquazone and Tenidap.

20 95. The composition of claim 87 in combination with an antiseptic.

96. The composition of claim 95, wherein the antiseptic is selected from the group consisting of Guanidines, Halogens/Halogen Compounds, Nitrofurans, Phenols, Quinolines, Boric Acid, Chloroazodin, 25 m-Cresyl Acetate, Cupric Sulfate and Ichthammol.

97. The composition of claim 96 in combination with an antiviral agent.

98. The composition of claim 97, wherein the agent is selected from the group consisting of Purines/Pyrimidinones, Acetylleucine 30 Monoethanolamine, Acridinamine, Alkylisooxazoles, Amantadine,

-214-

Amidinomycin, Cuminaldehyde Thiosemicarbazone, Foscarnet Sodium, Kethoxal, Lysozyme, Methisazone, Moroxydine, Podophyllotoxin, Ribavirin, Rimantadine, Stallimycin, Statolon, Thymosins, Tromantadine and Xenazoic Acid.

- 5 99. The composition of claim 31 formulated for topical administration to the skin.
100. The composition of claim 31 formulated for topical administration to the mucosa and containing greater than about 1% by weight of the compound.
- 10 101. The composition of claim 31 formulated for local administration and containing greater than about 1% by weight of the compound.
102. The composition of claim 19 that contains the compound in an amount of greater than about 1 to about 10%.
- 15 103. The composition of claim 102 that contains the compound in an amount of from about 2 to about 10%.
104. The composition of claim 103 that contains the compound in an amount of from about 2 to about 8%.
105. The composition of claim 104 that contains the compound in
20 an amount of about 5%.
106. The composition of claim 105, wherein the compound is 4-(*p*-chlorophenyl)-4-hydroxy-N,N-dimethyl- α,α -diphenyl-1-piperidinebutyramide hydrochloride.
107. The composition of claim 19, wherein the vehicle is
25 formulated for administration to a surface selected from the group consisting of skin and mucosal surfaces.
108. The composition of claim 107, wherein the vehicle is formulated for administration to a skin surface.
109. The composition of claim 107, wherein the vehicle is
30 formulated for administration to a mucosal surface.

— 215 —

110. The composition of claim 109, wherein the mucosal surface is selected from the group consisting of the eyes, mouth, larynx, esophagus, bronchial passages, nasal passages, vagina and rectum/anus.

111. The composition of claim 110, wherein the mucosal surface
5 comprises an eye.

112. The composition of claim 110, wherein the mucosal surface comprises the mouth.

113. The composition of claim 112, wherein the mouth surface is selected from the group consisting of the lips, tongue, gums, cheeks,
10 sublingual and roof of the mouth.

114. The composition of claim 110, wherein the mucosal surface comprises the larynx.

115. The composition of claim 110, wherein the mucosal surface comprises the esophagus.

116. The composition of claim 110, wherein the mucosal surface
15 comprises the bronchial passages.

117. The composition of claim 110, wherein the mucosal surface comprises the nasal passages.

118. The composition of claim 110, wherein the mucosal surface
20 comprises the vagina.

119. The composition of claim 110, wherein the mucosal surface comprises the rectum/anus.

120. The composition of claim 107, wherein the vehicle is formulated for the prevention or treatment of a hyperalgesic condition
25 associated with burns, abrasions, bruises, contusions, frostbite, rashes, acne, insect bites/stings, skin ulcers, mucositis, inflammation, gingivitis, bronchitis, laryngitis, sore throat, shingles, fungal irritation, fever blisters, boils, Plantar's warts or vaginal lesions.

121. The composition of claim 120, wherein the vehicle is
30 formulated for the prevention or treatment of a hyperalgesic condition

—216—

associated with burns, abrasions, bruises, contusions, frostbite, rashes, acne, insect bites/stings, skin ulcers, mucositis, gingivitis, bronchitis, laryngitis, sore throat, shingles, fungal irritation, fever blisters, boils, Plantar's warts or vaginal lesions.

5 122. The composition of claim 120, wherein the vehicle is formulated for the prevention or treatment of a hyperalgesic condition associated with burns, abrasions, bruises, contusions, frostbite, rashes, acne, insect bites/stings, skin ulcers, mucositis, inflammation, gingivitis, shingles, fungal irritation, fever blisters, boils, Plantar's warts or vaginal
10 lesions.

123. The composition of claim 120, wherein the vehicle is formulated for the prevention or treatment of a hyperalgesic condition associated with a burn and the burn is selected from the group consisting of thermal, radiation, chemical, sun and wind burns.

15 124. The composition of claim 123, wherein the burn comprises sunburn.

125. The composition of claim 120, wherein the vehicle is formulated for the prevention or treatment of a hyperalgesic condition associated with a rash and the rash is selected from the group consisting
20 of allergic, heat, contact dermatitis and diaper rashes.

126. The composition of claim 125, wherein the contact dermatitis comprises poison ivy.

127. The composition of claim 120, wherein the vehicle is formulated for the prevention or treatment of a hyperalgesic condition
25 associated with a skin ulcer and the skin ulcer is selected from the group consisting of diabetic and decubitus ulcers.

128. The composition of claim 120, wherein the vehicle is formulated for the prevention or treatment of a hyperalgesic condition associated with inflammation and the inflammation is selected from the

-217-

group consisting of periodontal inflammation, orthodontic inflammation, inflammatory conjunctivitis, hemorrhoids and venereal inflammations.

129. The composition of claim 120, wherein the vehicle is formulated for the prevention or treatment of a hyperalgesic condition
5 associated with an abrasion and the abrasion comprises a corneal abrasion.

130. The composition of claim 120, wherein the vehicle is formulated for the prevention or treatment of a hyperalgesic condition associated with a fungal irritation and the fungal irritation is selected from
10 the group consisting of athlete's foot and jock itch.

131. The composition of claim 120, wherein the vehicle is formulated for the prevention or treatment of a hyperalgesic condition associated with a vaginal lesion and the vaginal lesion is associated with mycosis or sexually transmitted diseases.

15 132. The composition of claim 19, wherein the vehicle is formulated for the prevention or treatment of a hyperalgesic condition associated with post-surgical recovery.

133. The composition of claim 132, wherein the surgery is selected from the group consisting of radial keratectomy, tooth
20 extraction, lumpectomy, episiotomy, laparoscopy and arthroscopy.

134. The composition of claim 19, wherein the vehicle comprises from greater than 0 to about 10 wt.% of a monobasic salt of phosphoric acid and from greater than 0 to about 10 wt.% of a dibasic salt of phosphoric acid.

25 135. The composition of claim 134, wherein the vehicle further comprises from greater than 0 to about 5 wt.% propylene glycol.

136. The composition of claim 135, wherein the vehicle comprises from greater than 0 to about 5 wt.% of the monobasic salt.

30 137. The composition of claim 136, wherein the vehicle comprises from about 0.1 to about 0.5 wt.% of the monobasic salt.

-218-

138. The composition of claim 137, wherein the vehicle comprises about 0.2 wt.% of the monobasic salt.

139. The composition of claim 135, wherein the vehicle comprises from about 0.1 to about 5 wt.% of the dibasic salt.

5 140. The composition of claim 139, wherein the vehicle comprises from about 0.5 to about 2 wt.% of the dibasic salt.

141. The composition of claim 140, wherein the vehicle comprises from about 1 to about 2 wt.% of the dibasic salt.

10 142. The composition of claim 141, wherein the vehicle comprises about 1.3 wt.% of the dibasic salt.

143. The composition of claim 135, wherein the vehicle further comprises from greater than 0 to about 10 wt.% of a tribasic salt of phosphoric acid.

15 144. The composition of claim 143, wherein the vehicle comprises from greater than 0 to about 5 wt.% of the tribasic salt.

145. The composition of claim 144, wherein the vehicle comprises from about 0.1 to about 1 wt.% of the tribasic salt.

146. The composition of claim 145, wherein the vehicle comprises about 0.6 wt.% of the tribasic salt.

20 147. The composition of claim 135, wherein the vehicle comprises from about 0.1 to less than about 5 wt.% propylene glycol.

148. The composition of claim 147, wherein the vehicle comprises from about 0.5 to about 2 wt.% propylene glycol.

25 149. The composition of claim 148, wherein the vehicle comprises about 1 wt.% propylene glycol.

150. The composition of claim 134 that comprises 4-(*p*-chlorophenyl)-4-hydroxy-N,N-dimethyl- α,α -diphenyl-1-piperidine-butylamide hydrochloride.

-219-

151. The composition of claim 135 that comprises 4-(*p*-chlorophenyl)-4-hydroxy-N-N-dimethyl- α,α -diphenyl-1-piperidinebutyramide hydrochloride.

5 152. The composition of claim 134, wherein the vehicle comprises two or more salts of phosphoric acid which are selected from the group consisting of a monobasic salt of phosphoric acid, a dibasic salt of phosphoric acid, and a tribasic salt of phosphoric acid.

153. The composition of claim 152, wherein the vehicle comprises a monobasic salt of phosphoric acid and a dibasic salt of phosphoric acid.

10 154. The composition of claim 19, wherein the vehicle comprises from greater than 0 to less than about 5 wt.% propylene glycol.

15 155. The composition of claim 135 that comprises 4-(*p*-chlorophenyl)-4-hydroxy-N-N-dimethyl- α,α -diphenyl-1-piperidinebutyramide hydrochloride in a vehicle comprising about 0.2 wt.% of a monobasic salt of phosphoric acid, about 1.3 wt.% of a dibasic salt of phosphoric acid, and about 1 wt.% of propylene glycol.

20 156. The composition of claim 19 in combination with one or more additional active ingredients selected from antibacterials, antivirals, antifungals, anti-inflammatories, anti-glaucoma agents, anesthetics and mixtures thereof.

157. A method of preventing or treating peripheral hyperalgesia, comprising administering topically or locally to a mammal an effective amount of a composition of claim 1.

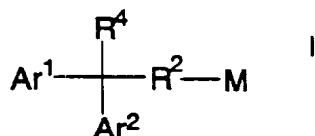
25 158. A method of preventing or treating peripheral hyperalgesia, comprising administering topically or locally to a mammal an effective amount of a composition of claim 2.

30 159. A method of preventing or treating peripheral hyperalgesia, comprising topically or locally administering to a mammal in need of such prevention or treatment an effective amount of a composition of claim 3.

160. A method of preventing or treating peripheral hyperalgesia, comprising topically or locally administering to a mammal in need of such treatment an effective amount of a composition of claim 31.

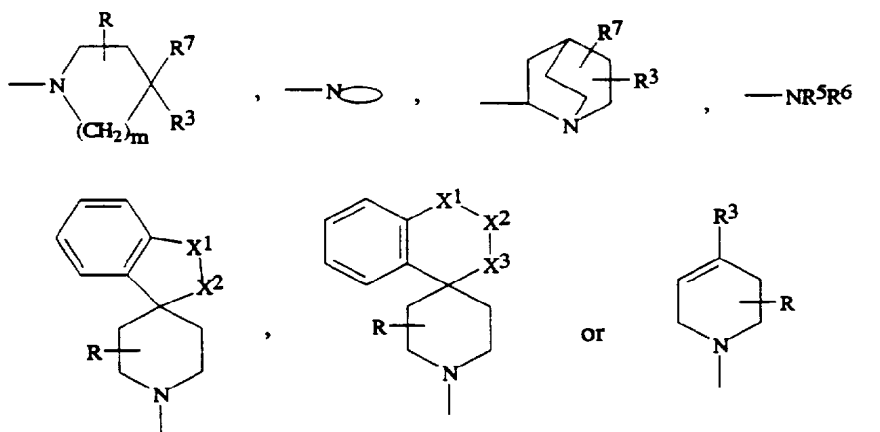
161. A method of preventing or treating peripheral hyperalgesia, comprising administering topically or locally to a mammal in need of such prevention or treatment an effective amount of a composition, comprising in a vehicle formulated for topical or local administration, one or more compounds of the following formula (I):

10



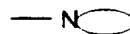
15

where M is:



20

wherein:



is an azabicycloalkyl containing from 6 to 9 carbon atoms with at least 5 atoms in each ring and is optionally substituted with OR¹⁸ in which R¹⁸ is hydrogen or lower alkanoyl containing 2 to 7 carbons and OR¹⁸ is at the 5

25

-221-

position in 5-membered rings or the 5 or 6 position in 6-membered rings and R^3 , R^7 and R are attached in the endo or exo configuration;

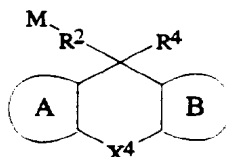
X^1 , X^2 and X^3 are $-C(R^{24})(R^{25})-$, $-C(R^{24})=C(R^{25})-$, $-C(R^{24})=N-$, $-N=C(R^{24})-$, $-C(=O)-$, $-O-$, $-S-$ or $-N(R^{24})-$, in

5 which R^{24} and R^{25} are independently hydrogen or lower alkyl, with the proviso that only one of X^1 , X^2 and X^3 is O, S or NR^{24} ;

each of Ar^1 and Ar^2 are independently selected from (i) or (ii) as follows:

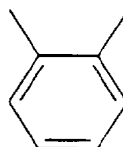
(i) a 6- to 10-membered aryl ring system or a 5- to 10-
10 membered heteroaryl ring system containing one or more heteroatoms, wherein the aryl and heteroaryl ring systems are each optionally substituted with one or more aryl group substituents, or

(ii) optionally substituted phenyl or pyridyl groups which, together with the carbon atoms to which they are attached, form a fused
15 ring system so that the compounds of formula (I) have the formula:



A and B independently represent fused phenyl or pyridyl rings;

X^4 is a direct bond, $-(CH_2)_n-$, $-CH=CH-$, $-CH=CHCH_2-$,
20 $-(CH_2)_pO(CH_2)_q-$, $-(CH_2)_pS(O)_r(CH_2)_q-$, $-(CH_2)_pNR^{21}(CH_2)_q-$ or



R^{21} is hydrogen or lower alkyl;

m is an integer from 1 to 3;

25 n is an integer from 0 to 3;

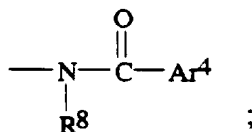
—222—

each of p and q is 0 or 1, and the sum of p and q is no greater than 2;

r is 0 to 2;

5 R² is a direct bond, straight or branched chain alkylene of 1 to 12 carbon atoms, which is optionally substituted with one or more hydroxy groups, or alkenylene of 2 to 6 carbon atoms and one or two double bonds;

10 R³ is selected from Ar³, —Y—Ar³ where Y is alkylene of 1 to 3 carbon atoms, alkenylene of 2 to 4 carbon atoms, cycloalkyl of 3 to 8 carbons, heterocycle, alkenyl, alkanoyl, alkenoyl of 3 to 10 carbons and 1 to 3 double bonds, aroyl, heteroaroyl, alkoxy carbonyl, alkenyloxy carbonyl of 3 to 10 carbons and 1 to 3 double bonds, aryloxy carbonyl, formyl (—CHO), cyano, aminocarbonyl (—CONH₂), alkylaminocarbonyl, dialkylaminocarbonyl, arylaminocarbonyl, **15** diarylaminocarbonyl, arylalkylaminocarbonyl, or



where any of the aryl groups are unsubstituted or substituted with one or more aryl substituents, and any other groups set forth for R³ are unsubstituted or substituted with halo, hydroxy or alkoxy; and

20 R⁸ is hydrogen or straight or branched chain alkyl of 1 to 6 carbon atoms, which is unsubstituted or substituted with an alkyl group substituent;

Ar³ is a 6— to 10-membered aryl ring system or a 5— to 10-membered heteroaryl ring system containing one or more heteroatoms in **25** which the aryl and heteroaryl ring systems are each optionally substituted with one or more aryl group substituents;

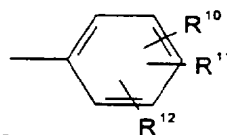
Ar⁴ is

- 223 -

(i) heterocycle containing 1 ring or 2 or more fused rings, wherein each ring contains one or more heteroatoms and is optionally substituted with one or more aryl group substituents;

(ii) a radical of the formula:

5



where, R¹⁰, R¹¹ and R¹² are each independently

selected from hydrogen, alkyl, alkyloxy, alkoxyalkyl, halo, haloalkyl, hydroxy, cyano, nitro, amino, alkylamino, di(alkyl)amino, aminocarbonyl, arylcarbonylamino, alkylcarbonylamino, alkylcarbonyl, alkylcarbonyloxy, aminosulfonyl, alkylsulfinyl, alkylsulfonyl, alkylthio, mercapto, C₃₋₆alkenyloxy, C₃₋₆alkynyloxy, arylalkyloxy or aryloxy, in which each group is unsubstituted or substituted with one or more substituents selected from halo, halo alkyl and alkyl, and the alkyl groups are straight or branched chains that are lower alkyl; or

10

15

(iii) 1- or 2-naphthyl, dihydronaphthyl, tetrahydronaphthyl, indenyl or dihydroindenyl, each of which is optionally substituted with one or more aryl group substituents;

R is hydrogen, alkyl, halo, haloalkyl, OR⁹ or alkenyl;

20

R⁹ is hydrogen, alkyl, arylalkyl, alkylcarbonyl, aminoalkyl, alkylaminoalkyl or dialkylaminoalkyl, in which the alkyl groups are straight or branched chains of 1 to 12 carbon atoms;

R⁴ is selected from among:

(i) a 6- to 10-membered aryl ring system or a 5- to 10-membered heteroaryl ring system containing one or more heteroatoms, wherein the aryl and heteroaryl ring systems are each optionally substituted with one or more aryl group substituents;

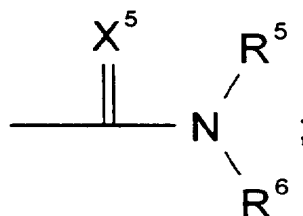
25

-224-

(ii) heterocyclic rings which contain one to three heteroatoms and which are unsubstituted or substituted with halo, halo lower alkyl, hydroxy, lower alkoxy or lower alkyl;

(iii) alkyl of 1 to 8 carbons, which is optionally substituted
 5 with hydroxy or alkylcarbonyloxy; alkenyl of 3 to 6 carbons; cycloalkylalkyl in which the cycloalkyl contains 3 to 8 carbons and the alkyl contains 1 to 3 carbons; cycloalkenylalkyl in which the cycloalkenyl contains 3 to 8 carbons and the alkyl contains 1 to 3 carbons;

(iv)



10

X⁵ is O or S;

R⁵ and R⁶ are independently selected from:

(a) hydrogen, straight or branched chain alkyl of 1 to 12
 carbon atoms, straight or branched chain alkenyl of 2 to 12 carbon atoms
 15 and one or two double bonds, a 6- to 10-membered aryl ring system, which is optionally substituted with one or more aryl group substituents, or arylalkyl; and

(b) carbon chains, heteroatoms, and carbon chains
 containing one or more heteroatoms, so that, together with the nitrogen
 20 atom to which they are attached, form a 3- to 10-membered heterocyclic ring containing one or more heteroatoms that is unsubstituted or substituted with halo, halo lower alkyl or lower alkyl, hydroxy, lower alkoxy;

(v) cyano, formyl, alkoxy carbonyl, aryloxy carbonyl,
 25 alkyl carbonyl or aryl carbonyl;

(vi) -NR⁵COR⁵; and

(vii) -S(O)_ralkyl or -S(O)_raryl, where r is 1 or 2; and

— 225 —

R⁷ is selected from among:

- hydrogen;
- OH;
- R¹⁴OR¹³ in which R¹³ is hydrogen, lower alkyl or alkanoyl
- 5 containing 2 to 5 carbon atoms, and R¹⁴ is lower alkenyl or lower alkyl;
- CH₂NR¹⁵R¹⁶ in which R¹⁵ is hydrogen, lower alkyl, lower alkanoyl, aryl or aroyl and R¹⁶ is hydrogen or lower alkyl or, together with the nitrogen atom to which they are attached, R¹⁵ and R¹⁶ form a 3 to 7-membered ring which optionally contains an additional heteroatom
- 10 selected from oxygen, nitrogen or sulfur;
- OR¹⁵;
- C(O)H;
- CN;
- C(=O)—NR⁵R⁶;
- 15 alkyl;
- aryl;
- C(O)OR¹⁷ in which R¹⁷ is hydrogen, alkyl of 1 to 7 carbon atoms, alkenyl of 3 to 7 carbon atoms, an optionally substituted aryl ring system, an optionally substituted heteroaryl ring system containing one or
- 20 more heteroatoms, arylalkyl, or a pharmaceutically acceptable cation; wherein the optional aryl group substituents are selected from halo, hydroxy, alkyl, cycloalkyl, cycloalkylalkyl, aryl, heteroaryl, arylalkyl, heteroarylalkyl, alkenyl containing 1 to 2 double bonds, alkynyl containing 1 to 2 triple bonds, haloalkyl, polyhaloalkyl, formyl, alkylcarbonyl,
- 25 arylcarbonyl, heteroarylcarbonyl, carboxy, alkoxy, alkoxy, aryloxy, aminocarbonyl, alkylaminocarbonyl, dialkylaminocarbonyl, arylaminocarbonyl, diarylaminocarbonyl, arylalkylaminocarbonyl, alkoxy, aryloxy, perfluoroalkoxy, alkenyloxy, alkynyloxy, arylalkoxy, aminoalkyl, alkylaminoalkyl, dialkylaminoalkyl, arylaminoalkyl, amino,
- 30 alkylamino, dialkylamino, arylamino, alkylarylamino, alkylcarbonylamino,

—226—

arylcarbonylamino, azido, nitro, mercapto, alkylthio, arylthio, perfluoroalkylthio, thiocyano, isothiocyano, alkylsulfinyl, alkylsulfonyl, arylsulfinyl, arylsulfonyl, aminosulfonyl, alkylaminosulfonyl, dialkylaminosulfonyl and arylaminosulfonyl;

- 5 or a salt, hydrate or N—oxide thereof; and
the amount is effective to treat or prevent hyperalgesia.

162. The method of claim 161, wherein:

- 10 R^3 is selected from Ar^3 , $-Y-Ar^3$ where Y is alkylene of 1 to 3 carbon atoms, alkenylene of 2 to 4 carbon atoms, cycloalkyl of 3 to 8 carbons, heterocycle, alkenyl, alkanoyl, alkenoyl of 3 to 10 carbons and 1 to 3 double bonds, aroyl, heteroaroyl, alkoxy carbonyl, alkenyloxy carbonyl of 3 to 10 carbons and 1 to 3 double bonds, aryloxy carbonyl, formyl ($-CHO$), cyano, aminocarbonyl ($-CONH_2$), alkylaminocarbonyl, dialkylaminocarbonyl, arylaminocarbonyl, diarylaminocarbonyl or arylalkylaminocarbonyl.

163. The method of claim 161, wherein the composition is applied topically.

- 20 164. The method of claim 163, wherein the aryl or heteroaryl groups in Ar^1 , Ar^2 , Ar^3 , Ar^4 , R^4 and R^7 are each optionally substituted with one to three aryl group substituents.

165. The method of claim 164, wherein the heteroaryl and heterocyclic groups in Ar^1 , Ar^2 , Ar^3 , Ar^4 , R^4 and R^7 each contain one to three heteroatoms.

- 25 166. The method of claim 161, wherein the compound is selected with the provisos that:

(i) when Ar^3 is 1-(3-propionyl-2-imidazolinon)yl, then R^4 is other than $-CN$;

- 30 (ii) when R^4 is $-C(=X^5)-NR^5R^6$, X^5 is O and R^5 and R^6 , together with the nitrogen atom to which they are attached form pyrrolidinyl, then M is other than 4-morpholinyl;

-227-

(iii) when M is $-NR^5R^6$ and R^5 and R^6 are methyl, then R^4 is other than 1-hydroxypropyl ($CH_3CH_2CH(OH)-$) or ethylcarbonyl ($CH_3CH_2C(=O)-$);

(iv) when M is 4-morpholinyl or 1-piperidinyl, then R^4 is other than ethylcarbonyl ($CH_3CH_2C(=O)-$); and

(v) when M is 4-morpholinyl, then R^4 is other than ethoxycarbonyl ($CH_3CH_2OC(=O)-$).

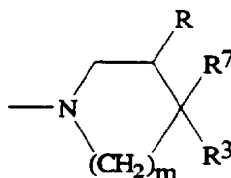
167. The method of claim 163, wherein:

m is 2;

R^2 is alkylene of 1 to 3 carbons or alkenylene of 2 to 3 carbons;
 Ar^1 , Ar^2 and Ar^3 are each independently phenyl or pyridyl, optionally substituted with up to three substituents selected from halo, halo lower alkyl or lower alkyl;

R^8 is hydrogen or alkyl of 1 to 3 carbon atoms;

Ar^4 is indolyl, benzofuranyl, benzothienyl, isoquinolinyl, quinolinyl, benzimidazolyl, naphthyl, thienyl, furanyl, pyridinyl, thiazolyl or imidazolyl, each of which is optionally substituted with halo, halo lower alkyl or lower alkyl; R is hydrogen, lower alkyl, halo, halo lower alkyl or OR^9 , and is at the 3-position as follows:



R^9 is hydrogen, alkyl, arylalkyl, alkylcarbonyl, aminoalkyl, alkylaminoalkyl or dialkylaminoalkyl, in which the alkyl groups are straight or branched chains of 1 to 6 carbons in the chain;

R^4 is selected from among:

(i) phenyl or pyridyl which are each optionally substituted with lower alkyl, halo lower alkyl or halo,

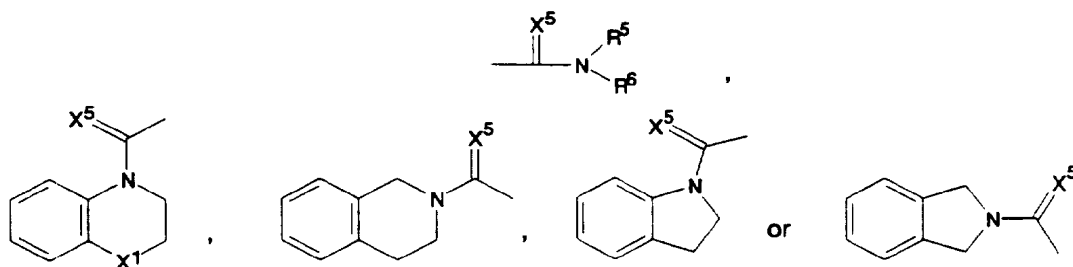
- 228 -

(ii) pyrrolidinyl, oxadiazolyl or triazolyl radicals, each of which is optionally substituted with 1 to 3 substituents independently selected from halo, halo lower alkyl, hydroxy, lower alkoxy or lower alkyl,

(iii) alkyl containing from 1 to 6 carbons, or

5

(iv)



R^5 and R^6 are independently selected from:

(a) hydrogen, lower alkyl, lower alkenyl, and aryl, each of which are unsubstituted or substituted with halo, halo lower alkyl, lower alkyl, hydroxy or lower alkoxy, or

10

(b) together with the nitrogen atom to which they are attached, form a piperidinyl, morpholinyl or pyrrolidinyl radical that is optionally substituted with halo, halo lower alkyl or lower alkyl; and

R^7 is selected from:

hydrogen;

15

-OH;

- $R^{14}OR^{13}$ in which R^{13} is hydrogen or lower alkyl, and R^{14} is methylene or ethylene;

- $CH_2NR^{15}R^{16}$ in which R^{15} is hydrogen, lower alkyl or lower alkanoyl and R^{16} is hydrogen or lower alkyl;

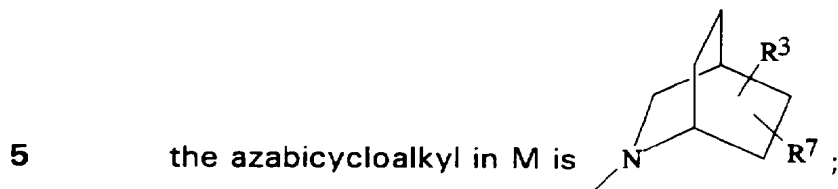
20

- OR^{15} ;

- 229 -

$-C(O)OR^{17}$ in which R^{17} is hydrogen, lower alkyl, alkenyl of 3 to 5 carbon atoms, pyridyl, phenyl, tolyl, ethylphenyl, butylphenyl or halophenyl or a sodium, potassium, calcium or ammonium ion.

168. The method of claim 163, wherein:



m is 2;

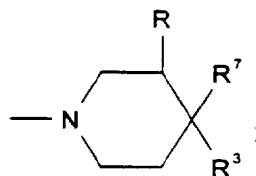
Ar^1 , Ar^2 and Ar^3 are each independently phenyl or pyridyl, optionally substituted with up to three substituents selected from halo, halo lower alkyl or lower alkyl;

10 R^8 is hydrogen or alkyl of 1 to 3 carbon atoms;

Ar^4 is indolyl, benzofuranyl, benzothienyl, isoquinolinyl, quinolinyl, benzimidazolyl, naphthyl, thienyl, furanyl, pyridinyl, thiazolyl or imidazolyl, each of which is optionally substituted with halo, halo lower alkyl or lower alkyl;

15 R^2 is $-CH=CH-$, $-(CH_2)_2-$ or $-CH_2CH(CH_3)-$;

R is hydrogen, lower alkyl, halo lower alkyl, halo or OR^9 , and is at the 3-position as follows:



20 R^9 is selected from alkyl, arylalkyl, alkylcarbonyl, aminoalkyl, alkylaminoalkyl or dialkylaminoalkyl, in which the alkyl groups are straight or branched chain of 1 to 6 carbons;

R^4 is selected from among:

—230—

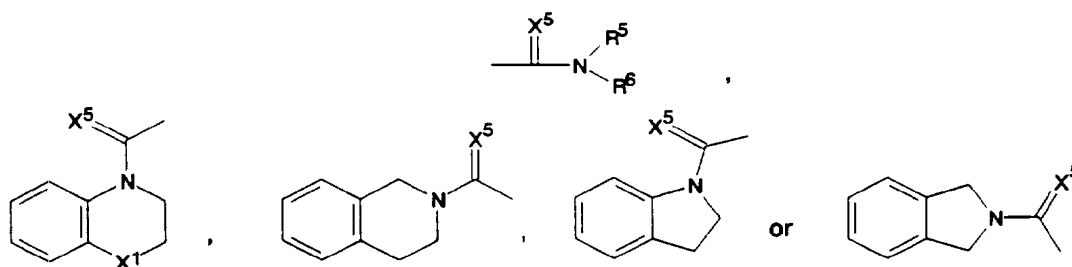
(i) phenyl, pyridyl, which are each optionally substituted with lower alkyl, halo lower alkyl or halo, or

(ii) pyrrolidinyl, oxadiazolyl or triazolyl radicals, each of which is unsubstituted or substituted with 1 to 3 substituents independently

5 selected from halo, halo lower alkyl or lower alkyl,

(iii) lower alkyl of 1 to 6 carbons, or

(iv)



R^5 and R^6 are independently selected from:

(a) hydrogen, lower alkyl, lower alkenyl or aryl, each of which is unsubstituted or substituted with halo, halo lower alkyl or lower alkyl, or

10

(b) together with the nitrogen atom to which each is attached, form a piperidinyl, morpholinyl or pyrrolidinyl radical that is unsubstituted or substituted with halo, halo lower alkyl or lower alkyl; and

15 R^7 is selected from:

hydrogen;

—OH;

— $\text{R}^{14}\text{OR}^{13}$ in which R^{13} is hydrogen or lower alkyl, and R^{14} is methylene or ethylene;

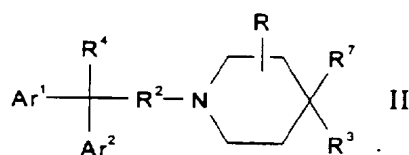
20 — $\text{CH}_2\text{NR}^{15}\text{R}^{16}$ in which R^{15} is hydrogen, lower alkyl or lower alkanoyl and R^{16} is hydrogen or lower alkyl;

- 231 -

-OR¹⁵;

-C(O)OR¹⁷ in which R¹⁷ is hydrogen, lower alkyl, alkenyl of 3 to 5 carbon atoms, pyridyl, phenyl, tolyl, ethylphenyl, butylphenyl or halophenyl, or a sodium, potassium, calcium or ammonium ion.

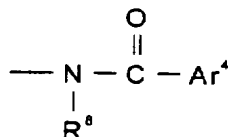
- 5 169. The method of claim 163 in which the compounds of formula (I) are of the formula:



- 10 wherein:

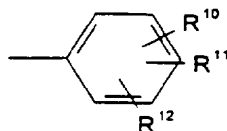
Ar¹ and Ar² are each independently selected from a 6- to 10-membered aryl ring system and a 5- to 10-membered heteroaryl ring system, wherein the aryl and heteroaryl ring systems are each optionally substituted with up to three aryl group substituents;

- 15 R³ is
R³ is Ar³ or



- 20 R³ is a 6- to 10-membered aryl ring system or a 5- to 10-membered heteroaryl ring system, wherein the aryl and heteroaryl ring systems are each optionally substituted with up to three substituents selected from halo, lower alkyl and halo lower alkyl;

- Ar⁴ is thienyl, furanyl, pyridinyl, thiazolyl or imidazolyl, each of which is optionally substituted with halo, lower alkyl or halo lower alkyl,
25 or Ar⁴ is a radical of the formula:



—232—

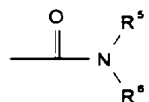
R¹⁰, R¹¹ and R¹² are each independently selected from hydrogen, alkyl, alkyloxy, halo, haloalkyl, hydroxy, cyano, nitro, amino, alkylamino, di(alkyl)amino, aminocarbonyl, arylcarbonylamino, alkylcarbonylamino, 5 alkylcarbonyl, alkylcarbonyloxy, aminosulfonyl, alkylsulfinyl, alkylsulfonyl, alkylthio, mercapto, C₃₋₆alkenyloxy, C₃₋₆alkynyloxy, arylalkyloxy, aryloxy or alkyl, in which each group is optionally substituted with up to four substituents selected from halo, halo alkyl and alkyl, and the alkyl groups are straight or branched chains of 1 to 6 carbon atoms;

10 R² is straight or branched chain alkyl of 1 to 12 carbons;

R is hydrogen, alkyl or OR⁹;

R⁹ is alkyl, arylalkyl, alkylcarbonyl, aminoalkyl, alkylaminoalkyl or dialkylaminoalkyl, in which the alkyl groups are straight or branched chain of 1 to 6 carbon atoms;

15 R⁴ is phenyl, pyridyl, cyano or:



20

R⁵ and R⁶ are independently selected from:

(i) hydrogen, straight or branched chain alkyl of 1 to 3 carbons or alkenyl of 2 to 4 carbons and 1 double bond; or

(ii) together with the nitrogen atom to which they are 25 attached, form a heterocycle selected from pyrrolidinyl, piperidinyl, alkylpiperidinyl, morpholinyl, oxadiazolyl and triazolyl radicals, each of which is optionally substituted with one or more substituents selected from halo, halo lower alkyl, hydroxy, lower alkoxy and lower alkyl;

R⁷ is —H, —OH, —C(O)OR¹⁷ in which R¹⁷ is hydrogen or lower 30 alkyl, —C(O)H or —R¹⁴OR¹³ in which R¹³ is hydrogen, alkyl of 1 to 4 carbons, or alkanoyl of 2 or 3 carbon atoms, and R¹⁴ is methylene or ethylene; and

-233-

R⁸ is hydrogen or straight or branched chain alkyl containing from 1 to 3 carbon atoms.

170. The method of claim 169, wherein the vehicle comprises from greater than 0 to about 10 wt.% of a monobasic salt of phosphoric
5 acid and from greater than 0 to about 10 wt.% of a dibasic salt of phosphoric acid.

171. The method of claim 170, wherein the vehicle further comprises from greater than 0 to about 5 wt.% propylene glycol.

172. A method of claim 171, wherein the vehicle comprises from
10 greater than 0 to about 5 wt.% of the monobasic salt.

173. The method of claim 172, wherein the vehicle comprises from about 0.1 to about 0.5 wt.% of the monobasic salt.

174. The method of claim 173, wherein the vehicle comprises about 0.2 wt.% of the monobasic salt.

15 175. The method of claim 170, wherein the vehicle comprises from about 0.1 to about 5 wt.% of the dibasic salt.

176. The method of claim 175, wherein the vehicle comprises from about 0.5 to about 2 wt.% of the dibasic salt.

177. The method of claim 176, wherein the vehicle comprises
20 from about 1 to about 2 wt.% of the dibasic salt.

178. The method of claim 177, wherein the vehicle comprises about 1.3 wt.% of the dibasic salt.

179. The method of claim 170, wherein the vehicle further
25 comprises from greater than 0 to about 10 wt.% of a tribasic salt of phosphoric acid.

180. The method of claim 179, wherein the vehicle comprises from greater than 0 to about 5 wt.% of the tribasic salt.

181. The method of claim 180, wherein the vehicle comprises from about 0.1 to about 1 wt.% of the tribasic salt.

—234—

182. The method of claim 181, wherein the vehicle comprises about 0.6 wt.% of the tribasic salt.

183. The method of claim 171, wherein the vehicle comprises from about 0.1 to less than about 5 wt.% propylene glycol.

5 184. The method of claim 183, wherein the vehicle comprises from about 0.5 to about 2 wt.% propylene glycol.

185. The method of claim 184, wherein the vehicle comprises about 1 wt.% propylene glycol.

10 186. The method of claim 170 which comprises topically administering to the mammal a composition comprising 4-(*p*-chlorophenyl)-4-hydroxy-N-N-dimethyl- α,α -diphenyl-1-piperidinebutyramide or a salt or N-oxide thereof.

187. The method of claim 186, wherein the salt comprises the hydrochloride salt.

15 188. The method of claim 186, wherein the salt comprises a quaternary ammonium salt.

189. The method of Claim 171, wherein the vehicle comprises two or more salts of phosphoric acid which are selected from the group consisting of a monobasic salt of phosphoric acid, a dibasic salt of
20 phosphoric acid, and a tribasic salt of phosphoric acid.

190. The method of claim 189, wherein the vehicle comprises a monobasic salt of phosphoric acid and a dibasic salt of phosphoric acid.

191. The method of claim 171, wherein the vehicle comprises from greater than 0 to less than about 5 wt.% propylene glycol.

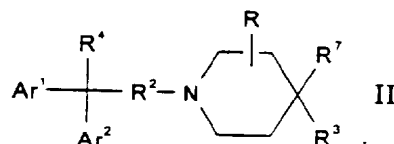
25 192. The method of claim 171 which comprises topically administering to the mammal a composition comprising 4-(*p*-chlorophenyl)-4-hydroxy-N-N-dimethyl- α,α -diphenyl-1-piperidinebutyramide, or a salt or N-oxide thereof, in a vehicle which comprises about 0.2 wt.% of a monobasic salt of phosphoric acid, about 1.3 wt.%

-235-

of a dibasic salt of phosphoric acid, and about 1 wt.% of propylene glycol.

193. The method of claim 169 in which the compounds of formula (I) are of the formula:

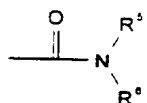
5



wherein:

R⁴ is phenyl, pyridyl, cyano or

10



R⁵ and R⁶ are independently selected from:

15

(i) hydrogen, lower alkyl, phenyl or lower alkenyl, or

(ii) together with the nitrogen atom to which they are

attached form a heterocycle selected from 1,3,4-oxadiazolyl,

4-morpholinyl, or di(C₁-C₆ alkyl)-morpholinyl;

R² is -(CH₂)₂- or -CH₂CH(CH₃)-;

20

R⁷ is -OH, -C(O)OR¹⁷ in which R¹⁷ is hydrogen, methyl or ethyl,

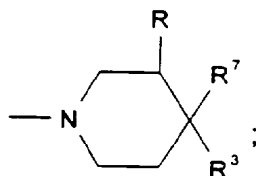
or

-C(O)H;

R is hydrogen, lower alkyl, -C(O)H, or -C(O)OH and is at the

3-position as follows:

25



and

R³ is phenyl or halo-substituted phenyl.

194. The method of claim 193, wherein:

—236—

R⁷ is —OH, —C(O)OH or —C(O)OCH₂CH₃;

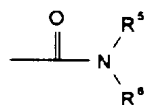
R³ is phenyl optionally substituted with alkyl, alkoxyalkyl, halo or trifluoroalkyl;

R is hydrogen or alkyl of 1 to 3 carbon atoms;

5 R² is lower alkylene;

R⁴ is phenyl, pyridyl or:

10



R⁵ and R⁶ are independently selected from:

15 (i) hydrogen, alkyl, phenyl, phenylalkyl or 2—propenyl, in which the alkyl groups are lower alkyl; or

(ii) together with the nitrogen to which they are attached form pyrrolidinyl, piperidinyl, C₁—C₆ alkylpiperidinyl, 4—morpholinyl or 2,6—di(C₁—C₆ alkyl)morpholinyl; and

20 Ar¹ and Ar² are independently selected from phenyl or pyridyl.

195. The method of claim 194, wherein:

R is hydrogen or methyl;

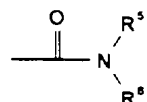
R³ is phenyl optionally substituted with alkyl, alkoxyalkyl, halo or trifluoroalkyl;

25 R² is alkylene containing from 1 to 4 carbons;

Ar¹ and Ar² are independently phenyl, which is unsubstituted or substituted with lower alkyl, alkoxy lower alkyl, halo or halo lower alkyl;

R⁴ is cyano or:

30



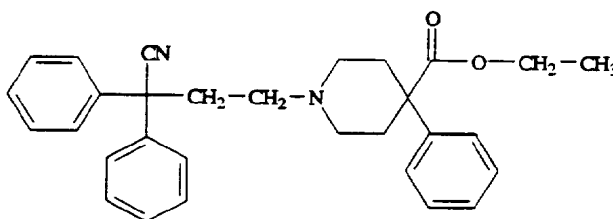
R⁵ and R⁶ are independently selected from:

-237-

(i) hydrogen, lower alkyl, phenyl, phenyl lower alkyl or 2-propenyl; or

(ii) together with the nitrogen atom to which they are attached, form pyrrolidinyl, piperidinyl, C₁-C₆ alkylpiperidinyl, 4-morpholinyl or 2,6-di(C₁-C₆ alkyl) morpholinyl.

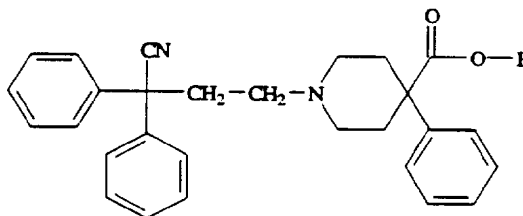
196. The method of claim 195 in which the compound has formula



10

or

has formula:



15

or a salt or N-oxide thereof.

197. The method of claim 169, wherein:

20

Ar¹ and Ar² are phenyl,

R is hydrogen or methyl,

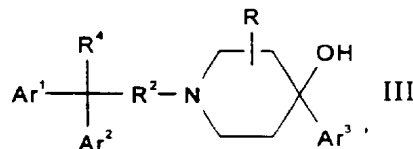
R² is -(CH₂)₂- or -CH₂CH(CH₃)-,

R⁵ and R⁶ are independently methyl or ethyl or, together with the nitrogen to which they are attached, form pyrrolidinyl or piperidinyl;

—238—

R³ is unsubstituted phenyl, 4-chlorophenyl, 4-bromophenyl, 4-fluorophenyl, 3,4-di-halophenyl or 3-trifluoromethylphenyl; and R⁷ is —OH.

198. The method of claim 163, wherein the compounds of formula (I) are of the formula:



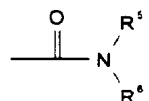
wherein:

Ar¹ and Ar² are each independently a 6- to 10-membered aryl ring system or a 5- to 10-membered heteroaryl ring system, wherein the aryl and heteroaryl ring systems are optionally substituted with up to three substituents selected from halo, alkyl and haloalkyl;

R² is straight or branched chain alkylene of 1 to 12 carbon atoms, or straight or branched chain alkenylene of 2 to 12 carbon atoms containing one double bond;

R is hydrogen, alkyl, halo lower alkyl or halo;

R⁴ is



20

R⁵ and R⁶ are independently selected from:

(i) hydrogen, straight or branched chain alkyl or straight or branched chain alkenylene, or

(ii) together with the nitrogen atom to which they are attached, they form a 3- to 10-membered heterocyclic ring containing one or two heteroatoms; and

Ar³ is a 6- to 10-membered aryl ring system or a 5- to 10-membered heteroaryl ring system containing one or more heteroatoms, wherein the aryl and heteroaryl ring systems are optionally substituted with one or more aryl group substituents.

—239—

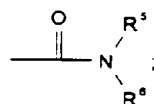
199. The method of claim 198, wherein:

Ar¹ and Ar² are each independently selected from phenyl, which is optionally substituted with up to three substituents selected from halo, halo alkyl or alkyl in which the alkyl groups are straight or branched chains of 1 to 6 carbons;

R² is straight or branched chain alkylene of 1 to 3 carbons or alkenyl of 2 to 3 carbons containing one double bond;

R is hydrogen, lower alkyl, halo lower alkyl or halo, and is in the 3-position;

10 R⁴ is:



15

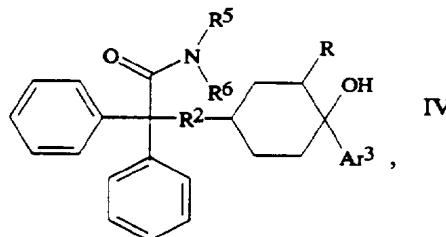
R⁵ and R⁶ are independently selected from:

(i) hydrogen, alkyl or alkenyl, in which the carbon chains are straight or branched chain of 1 to 6 carbons, or

(ii) together with the nitrogen atom to which they are attached, they form pyrrolidiny, piperidiny, alkylpiperidiny, morpholinyl, or di(C₁–C₆ alkyl)–morpholinyl; and

Ar³ is a 6- to 10-membered aryl ring system, which is unsubstituted or substituted with up to three substituents selected from halo, halo lower alkyl and lower alkyl.

25 200. The method of claim 163 in which the compounds of formula (I) are of the formula:



wherein:

—240—

Ar³ is phenyl, which is optionally substituted with halo; and R² is alkylene containing 1 to 3 carbon atoms.

201. The method of claim 197, wherein the compound is selected from compounds in which:

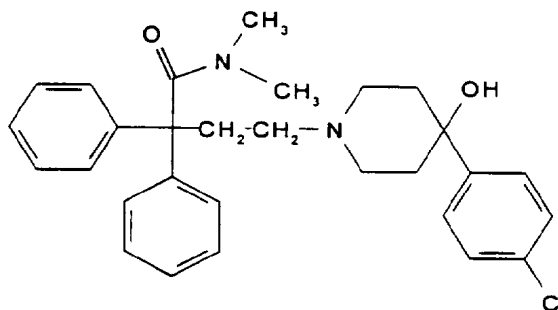
- 5 (i) Ar¹ and Ar² are phenyl, R is hydrogen, R² is $-(CH_2)_2-$, R⁵ and R⁶, together with the nitrogen to which they are attached, form pyrrolidine, and R³ is 4-chlorophenyl or 3,4-dichlorophenyl;
- (ii) Ar¹ and Ar² are phenyl, R is hydrogen, R² is $-(CH_2)_2-$, R⁵ and R⁶, together with the nitrogen to which they are attached, form
- 10 piperidinyl, and R³ is phenyl;
- (iii) Ar¹ and Ar² are phenyl, R² is $-(CH_2)_2-$, R is hydrogen, R⁵ and R⁶ are methyl and R³ is 4-bromophenyl;
- (iv) Ar¹ and Ar² are phenyl, R² is $-(CH_2)_2-$, R is hydrogen, R⁵ is methyl, R⁶ is ethyl and R³ is 4-chlorophenyl;
- 15 (v) Ar¹ and Ar² are phenyl, R² is $-CH_2CH(CH_3)-$, R is hydrogen, R⁵ and R⁶ are methyl and R³ is 4-fluorophenyl; and
- (vi) Ar¹ and Ar² are phenyl, R² is $-(CH_2)_2-$, R is 4-methyl, R⁵ and R⁶ are methyl and R³ is 3-trifluoromethylphenyl or phenyl.

202. The method of claim 163, comprising a compound selected
- 20 from 1-[4-(4-hydroxy-4-phenyl-1-piperidino)-2,2-diphenyl-butyl]piperidine; 4-{4-[4-hydroxy-4-(3-trifluoromethylphenyl)-1-piperidino]-2,2-diphenylbutyl}morpholine;
- 1-{4-[4-hydroxy-4-(3-trifluoromethylphenyl)-1-piperidino]-2,2-diphenylbutyl}piperidine; 4-(*p*-chlorophenyl)-4-hydroxy-N-N-,*γ*-trimethyl-*α,α*-diphenyl-1-piperidine-1-butyr-
- 25 amide; 4-(*p*-chlorophenyl)-4-hydroxy-N-N-dimethyl-*α,α*-diphenyl-1-piperidine-1-butamide (loperamide); 4-(3,4-dichlorophenyl)-N,N-diethyl-4-hydroxy-*α,α*-diphenyl-1-piperidine-1-butamide; 4-(3,4-dichlorophenyl)-4-hydroxy-N,N-di-
- 30 methyl-*α,α*-diphenyl-1-piperidine-1-butamide;

-241-

- 4-(4-chloro-3-trifluoromethylphenyl)-4-hydroxy-N,N-dimethyl- α,α -diphenyl-1-piperidine-1-butylamide; 4-(*p*-fluorophenyl)-4-hydroxy-N,N, γ -trimethyl- α,α -diphenyl-1-piperidine-1-butylamide; 4-(*p*-bromophenyl)-4-hydroxy-N,N-dimethyl- α,α -diphenyl-1-piperidine-1-butylamide; 1-{4-[4-(3,4-dichlorophenyl)-4-hydroxypiperidino]-2,2-diphenylbutyryl}pyrrolidine; or 4-(*p*-chlorophenyl)-N-ethyl-4-hydroxy-N-methyl- α,α -diphenyl-1-piperidine-1-butylamide.

203. The method of claim 169, wherein the composition comprises 4-(*p*-chlorophenyl)-4-hydroxy-N,N-dimethyl- α,α -diphenyl-1-piperidinebutylamide that has the formula:



- 15 or a salt or N-oxide thereof.

204. The method of claim 169, wherein the composition comprises 4-(*p*-chlorophenyl)-4-hydroxy-N,N-dimethyl- α,α -diphenyl-1-piperidinebutylamide hydrochloride.

205. A method of treating or preventing pain or irritation associated with hyperalgesia, comprising topically applying to a mammal in need of such treatment an effective amount of a 4-(*p*-chlorophenyl)-4-hydroxy-N,N-dimethyl- α,α -diphenyl-1-piperidinebutylamide hydrochloride, wherein the amount is effective to treat or prevent the hyperalgesia.

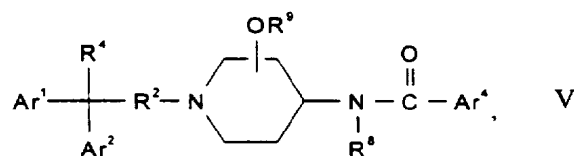
- 242 -

206. The method of claim 205, wherein the administration is effected intra-articularly.

207. The method of claim 163, wherein the peripheral hyperalgesia is results from a bite, sting, burn, viral or bacterial infection, oral surgery, tooth extraction, injury to the skin and flesh, wound, abrasion, contusion, surgical incision, sunburn, rash or joint inflammation.

208. The method of claim 203, wherein the peripheral hyperalgesia results from a bite, sting, burn, viral or bacterial infection, oral surgery, tooth extraction, injury to the skin and flesh, wound, abrasion, contusion, surgical incision, sunburn, rash or joint inflammation.

209. The method of claim 163 in which the compounds of formula (I) are of the formula:

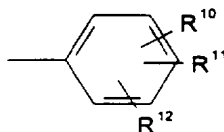


15 wherein:

Ar^1 and Ar^2 are each independently selected from a 6- to 10-membered aryl ring system and a 5- to 10-membered heteroaryl ring system containing one or more heteroatoms, wherein the aryl and heteroaryl ring systems are each optionally substituted with up to three aryl group substituents;

Ar^4 is thienyl, furanyl, pyridinyl, thiazolyl or imidazolyl, each of which is optionally substituted with halo, or Ar^4 is a radical of the formula:

25



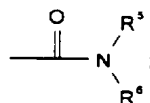
—243—

R¹⁰, R¹¹ and R¹² are each independently selected from hydrogen, alkyl, alkyloxy, halide, hydroxy, cyano, nitro, amino, alkylamino, di(alkyl)amino, aminocarbonyl, arylcarbonylamino, alkylcarbonylamino, alkylcarbonyl, alkylcarbonyloxy, aminosulfonyl, alkylsulfinyl, alkylsulfonyl, 5 alkylthio, mercapto, C₃₋₆alkenyloxy, C₃₋₆alkynyloxy, arylalkyloxy, aryloxy or alkyl, in which each group is unsubstituted or substituted with up to 4 halo atoms, and the alkyl groups are straight or branched chains of 1 to 6 carbon atoms;

R² is straight or branched chain alkylene of 1 to 6 carbon atoms; 10 R⁹ is alkyl, arylalkyl, alkylcarbonyl, aminoalkyl, alkylaminoalkyl or dialkylaminoalkyl in which the alkyl groups are straight or branched chains of 1 to 6 carbon atoms in the chain:

R⁴ is:

15



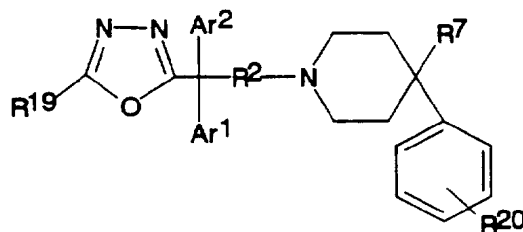
R⁵ and R⁶ are independently selected from:

20 (i) from hydrogen, aryl containing 6 to 10 members in the ring, straight or branched chain alkyl of 1 to 6 carbon atoms, or straight or branched chain alkenyl of 2 to 6 carbons and 1 or 2 double bonds, or (ii) together with the nitrogen atom to which they are attached, R⁵ and R⁶ form a 3- to 7-membered heterocyclic ring containing 25 one or two heteroatoms selected from O and N;

R⁸ is hydrogen or straight or branched chain alkyl of 1 to 6 carbons atoms.

210. The method of claim 163 in which the compounds of formula (I) are of the formula: 30

-244-



wherein:

Ar¹ and Ar² are each independently selected from a 6- to 10-membered aryl ring system and a 5- to 10-membered heteroaryl ring system containing 1 to 3 oxygen, nitrogen or sulfur atoms, wherein the aryl and heteroaryl ring systems are optionally substituted with up to three aryl group substituents;

R² is straight or branched chain alkylene of 1 to 12 carbon atoms or alkenylene of 2 to 4 carbon atoms;

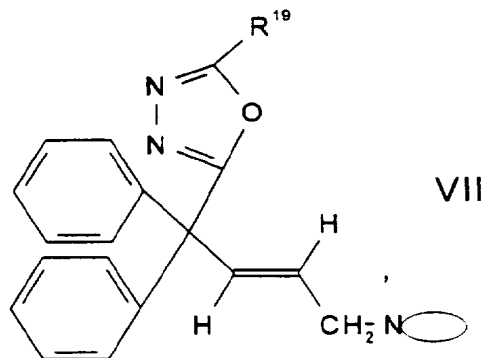
R⁷ is -R¹⁴OR¹³ in which R¹³ is hydrogen, lower alkyl, or alkanoyl containing 2 to 5 carbon atoms, and R¹⁴ is lower alkylene or lower alkenylene;

R¹⁹ is hydrogen or lower alkyl; and

R²⁰ is hydrogen, halo, halo lower alkyl or lower alkyl.

15

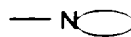
211. The method of claim 163 in which the compounds of formula (I) are of the formula:



wherein:

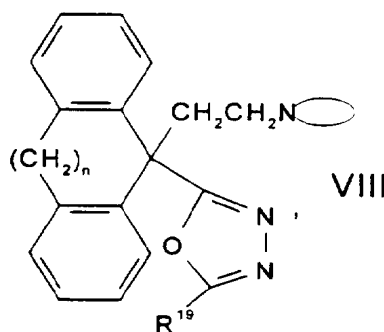
- 245 -

R¹⁹ is lower alkyl; the configuration of the double bond is trans;
and



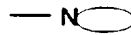
is a tertiary amine selected from azabicycloalkyl containing from 6
5 to 9 carbon atoms with at least 5 atoms in each ring.

212. The method of claim 163 in which the compounds of formula
(I) are of the formula:



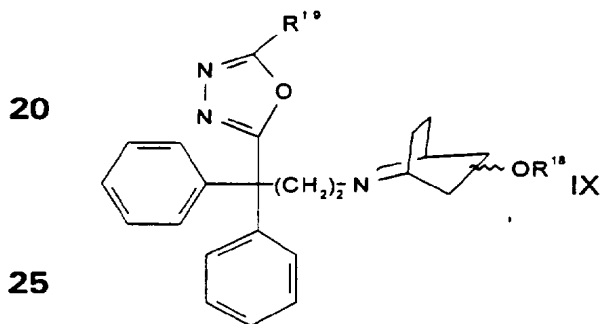
10 wherein:

R¹⁹ is lower alkyl; n is an integer from 1 to 3, and



is a tertiary amine selected from azabicycloalkyl containing from 6
to 9 carbon atoms with at least 5 atoms in each ring.

15 213. The method of claim 163 in which the compounds of formula
(I) have formula (IX):



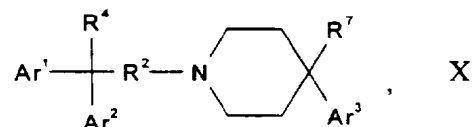
20

25

—246—

wherein: R¹⁹ is lower alkyl; R¹⁸ is hydrogen or lower alkanoyl containing 2 to 7 carbon atoms and is attached at the 5 or 6 position in either the endo or exo configuration.

214. The method of claim 163 in which the compounds of formula 5 (I) are of the formula:



wherein:

Ar¹, Ar², and Ar³ are each independently selected from a 6 to 10-membered aryl ring system optionally substituted with up to three substituents selected from halo, halo lower alkyl and lower alkyl;

R² is straight or branched chain alkylene of 1 to 6 carbons or alkenylene of 2 to 4 carbons;

R⁴ is a 6 to 10-membered aryl ring system or a 5 to 10-membered heteroaryl ring system containing 1 to 3 oxygen, nitrogen or sulfur atoms, wherein the aryl and heteroaryl ring systems are optionally substituted with one or more substituents selected from halo, halo lower alkyl and lower alkyl; and

R⁷ is selected from:

—CH₂NR¹⁵R¹⁶ in which R¹⁵ is hydrogen, lower alkyl or lower alkanoyl and R¹⁶ is hydrogen or lower alkyl; or

—C(O)OR¹⁷ in which R¹⁷ is hydrogen, alkyl of 1 to 7 carbons, alkenyl of 3 to 7 carbon atoms, aryl or heteroaryl, or an alkali metal or alkaline earth metal salt; and

—R¹⁴OR¹³ in which R¹³ is hydrogen, alkyl of 1 to 4 carbons or alkanoyl of 2 to 5 carbon atoms, and R¹⁴ is alkylene of 1 to 4 carbons.

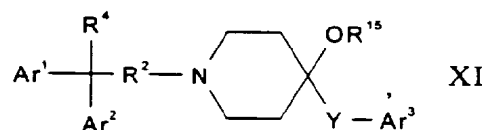
215. The method of claim 214, wherein Ar¹, Ar², and Ar³ are each independently phenyl, which is optionally substituted with one or two substituents selected from halo, halo lower alkyl and lower alkyl and R⁴ is

—247—

phenyl, which is optionally substituted with one or two substituents selected from halo, halo lower alkyl and lower alkyl, or pyridyl.

216. The method of claim 163 in which the compounds of formula (I) are of the formula:

5



wherein:

10 Ar^1 , Ar^2 and Ar^3 are each independently selected from a 6- to 10-membered ring system, which is optionally substituted with up to three substituents selected from halo, lower alkyl and halo lower alkyl;

R^2 is straight or branched alkylene of 1 to 6 carbon atoms or alkenylene of 2 to 4 carbons;

15 R^4 is a 6 to 10-membered aryl ring system or a 5 to 10-membered heteroaryl ring system, optionally substituted with up to three substituents selected from halo, lower alkyl and halo lower alkyl;

R^{15} is hydrogen, alkyl of 1 to 12 carbons or alkanoyl of 2 to 12 carbons; and

Y is alkylene of 1 to 3 carbons.

20 217. The method of claim 216, wherein:

Ar^1 , Ar^2 and Ar^3 are each independently selected from phenyl, which is optionally substituted with one or two substituents selected from halo, lower alkyl and halo lower alkyl; and

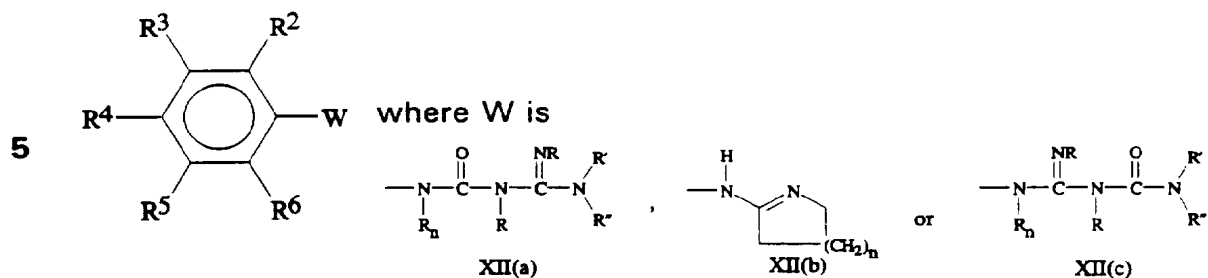
25 R^4 is phenyl, which is optionally substituted with one or two substituents selected from halo, lower alkyl and halo lower alkyl.

218. The method of claim 163 in which the compounds of formula (I) are amidinoureas or 2-[(aminophenyl and amidophenyl)-amino]-1-azacycloalkanes of the formula:

30

, XII

- 248 -



wherein:

- (i) when W is XII(a) or XII(c), then R², R³, R⁴, R⁵ and R⁶, which are
 10 the same or different, are each independently selected from: hydrogen, halo, lower alkyl, halo lower alkyl, nitro, lower alkoxy, hydroxy, aryl lower alkoxy, acyloxy, cyano, halo lower alkoxy or lower alkyl sulfonyl; R is hydrogen or lower alkyl; R' and R'' are hydrogen, alkyl, cycloalkyl or arylalkyl; R' and R'' together form a 5 to 7 membered ring which includes
 15 0 to 2 heteroatoms selected from N, O or S; R_n is hydrogen or lower alkyl, provided that at least one of R, R' and R'' is other than hydrogen; and
- (ii) when W is XII(b), n is 1 to 3;

R², R³ and R⁶ are independently selected from hydrogen, alkyl of 1
 20 to 6 carbon atoms, or halogen; with the proviso that R² and R⁶ are not hydrogen at the same time; and one of R⁴ and R⁵ is hydrogen, alkyl of 1 to 6 carbon atoms, or halogen and the other is of the formula -NR⁸R⁷ in which R⁸ and R⁷, which are the same or different, are selected from
 25 2 to 7 carbon atoms, arylcarbonyl of 6 to 12 carbon atoms, hydroxyalkoxycarbonyl of 3 to 7 carbon atoms, or haloalkylcarbonyl of 2 to 7 carbon atoms, or R⁸ and R⁷ are taken together to form -(CH₂)_p-, where p is 4 or 5, or -(CH₂)_mCO-, and m is 3 or 4.

219. The method of claim 169 which comprises administering
 30 topically the composition to a surface of the mammal, wherein the

-249-

surface is selected from the group consisting of skin and mucosal surfaces.

220. The method of claim 219, wherein the surface comprises a skin surface.

5 221. The method of claim 219, wherein the surface comprises a mucosal surface.

222. The method of claim 221, wherein the mucosal surface is selected from the group consisting of the eyes, mouth, larynx, esophagus, bronchial, nasal passages, vagina and rectum/anus.

10 223. The method of claim 222, wherein the mucosal surface comprises an eye.

224. The method of claim 222, wherein the mucosal surface comprises the mouth.

15 225. The method of claim 224, wherein the mouth surface is selected from the group consisting of the lips, tongue, gums, cheeks, sublingual and roof of the mouth.

226. The method of claim 222, wherein the mucosal surface comprises the larynx.

20 227. The method of claim 222, wherein the mucosal surface comprises the esophagus.

228. The method of claim 222, wherein the mucosal surface comprises the bronchial passages.

229. The method of claim 222, wherein the mucosal surface comprises the nasal passages.

25 230. The method of claim 222, wherein the mucosal surface comprises the vagina.

231. The method of claim 222, wherein the mucosal surface comprises the rectum/anus.

30 232. The method of claim 219 which comprises preventing or treating a hyperalgesic condition associated with burns, abrasions,

—250—

bruises, contusions, frostbite, rashes, acne, insect bites/stings, skin ulcers, mucositis, inflammation, gingivitis, bronchitis, laryngitis, sore throat, shingles, fungal irritation, fever blisters, boils, Plantar's warts or vaginal lesions.

5 233. The method of claim 232, wherein the hyperalgesic condition is associated with burns, abrasions, bruises, contusions, frostbite, rashes, acne, insect bites/stings, skin ulcers, mucositis, gingivitis, bronchitis, laryngitis, sore throat, shingles, fungal irritation, fever blisters, boils, Plantar's warts or vaginal lesions.

10 234. The method of claim 232, wherein the hyperalgesic condition is associated with burns, abrasions, bruises, contusions, frostbite, rashes, acne, insect bites/stings, skin ulcers, mucositis, inflammation, gingivitis, shingles, fungal irritation, fever blisters, boils, Plantar's warts or vaginal lesions.

15 235. The method of claim 232 which comprises preventing or treating a hyperalgesic condition associated with a burn and the burn is selected from the group consisting of thermal, radiation, chemical, sun and wind burns.

20 236. The method of claim 235, wherein the burn comprises sunburn.

 237. The method of claim 232 which comprises preventing or treating a hyperalgesic condition associated with a rash and the rash is selected from the group consisting of allergic, heat, contact dermatitis and diaper rashes.

25 238. The method of claim 237, wherein the contact dermatitis comprises poison ivy.

30 239. The method of claim 232 which comprises preventing or treating a hyperalgesic condition associated with a skin ulcer and the skin ulcer is selected from the group consisting of diabetic and decubitus ulcers.

—251—

240. The method of claim 232 which comprises preventing or treating a hyperalgesic condition associated with inflammation and the inflammation is selected from the group consisting of periodontal inflammation, orthodontic inflammation, inflammatory conjunctivitis,
5 hemorrhoids and venereal inflammations.

241. The method of claim 232 which comprises preventing or treating a hyperalgesic condition associated with an abrasion and the abrasion comprises a corneal abrasion.

242. The method of claim 232 which comprises preventing or
10 treating a hyperalgesic condition associated with a fungal irritation and the fungal irritation is selected from the group consisting of athlete's foot and jock itch.

243. The method of claim 232 which comprises preventing or
15 treating a hyperalgesic condition associated with a vaginal lesion and the vaginal lesion is associated with mycosis or sexually transmitted diseases.

244. The method of claim 169 which comprises preventing or treating a hyperalgesic condition associated with post—surgical recovery.

245. The method of claim 244, wherein the surgery is selected from the group consisting of radial keratectomy, tooth extraction,
20 lumpectomy, episiotomy, laparoscopy and arthroscopy.

246. A kit, comprising: a composition of claim 2 and one or more a dressing for a wound comprising bandages, bandaids, patches or sterile gauze.

247. The kit of claim 246, further comprising compositions
25 containing one or more active ingredients selected from antibacterials, antivirals, antifungals, anti-inflammatories, anti-glaucoma agents, anesthetics and mixtures thereof.

248. An article of manufacture, comprising packaging material, one or more of the compounds of claim 1 within the packaging material,
30 wherein the compound is effective for treating peripheral hyperalgesia,

— 252 —

and the packaging material includes a label that indicates that the compound is used for treating hyperalgesic conditions.

249. An article of manufacture, comprising packaging material, one or more of the compounds of claim 2 within the packaging material,
5 wherein the compound is effective for treating peripheral hyperalgesia, and the packaging material includes a label that indicates that the compound is used for treating hyperalgesic conditions.

250. An article of manufacture, comprising packaging material, one or more of the compounds of claim 9 within the packaging material,
10 wherein the compound is effective for treating peripheral hyperalgesia, and the packaging material includes a label that indicates that the compound is used for treating hyperalgesic conditions.

251. An article of manufacture, comprising packaging material, one or more of the compounds of claim 12 within the packaging material,
15 wherein the compound is effective for treating peripheral hyperalgesia, and the packaging material includes a label that indicates that the compound is used for treating hyperalgesic conditions.

252. An article of manufacture, comprising packaging material, the compound of claim 31 within the packaging material, wherein the
20 compound is effective for treating peripheral hyperalgesia, and the packaging material includes a label that indicates that the compound is used for treating hyperalgesic conditions.

253. The composition of claim 1 that is formulated for local administration.

25 254. The composition of claim 253 which comprises an anti-diarrheal compound.

255. The composition of claim 3 that is formulated for local administration.

256. The composition of claim 255, wherein the compound has
30 either:

— 253 —

- (i) a B/A ratio greater than or equal to diphenoxylate and a B value approximately more than about 2-fold greater than diphenoxylate, or
 (ii) has a B/A ratio at least about 2-fold greater than diphenoxylate.

257. The composition of claim 253, wherein the compounds are
 5 either:

(i) selected from the group consisting of 3-hydroxy-7-oxo-morphinans and 3-hydroxy-7-oxoisomorphinans;

(ii) selected from the group consisting of

Tyr-D-Ala-Gly-Phe-N(Me)Met-NH₂; [D-Thr², Δ³Pro⁵]-enkephalinamide,
 10 H-Tyr-D-Nva-Phe-Orn-NH₂, H-Tyr-D-Nle-Phe-Orn-NH₂,
 H-Tyr-D-Arg-Phe-A₂bu-NH₂, H-Tyr-D-Arg-Phe-Lys-NH₂, and
 H-Lys-Tyr-D-Arg-Phe-Lys-NH₂; or

(iii) selected from the group consisting of loperamide and analogs thereof.

15 258. The composition of claim 10 that is formulated for local administration.

259. The composition of claim 258, wherein the compound comprises a quaternary ammonium salt.

260. The composition of claim 258, wherein the aryl or heteroaryl
 20 groups in Ar¹, Ar², Ar³, Ar⁴, R⁴ and R⁷ are each optionally substituted with one to three aryl group substituents.

261. The composition of claim 258, wherein the heteroaryl and heterocycle groups in Ar¹, Ar², Ar³, Ar⁴, R⁴ and R⁷ each contain one to three heteroatoms.

25 262. The composition of claim 258, wherein:

m is 2;

R² is alkylene of 1 to 3 carbons or alkenylene of 2 to 3 carbons;

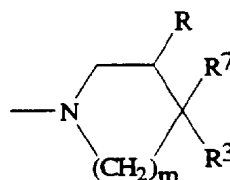
Ar¹, Ar² and Ar³ are each independently phenyl or pyridyl,

optionally substituted with up to three substituents selected from halo,
 30 halo lower alkyl or lower alkyl;

R⁸ is hydrogen or alkyl of 1 to 3 carbon atoms;

—254—

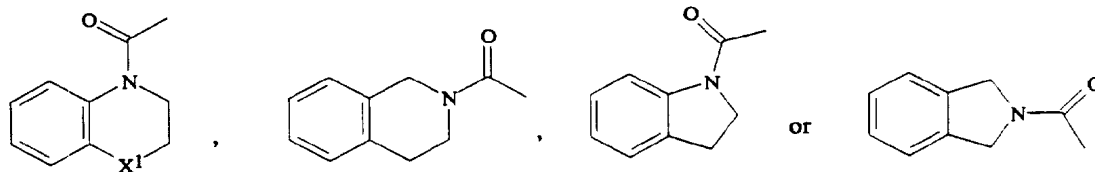
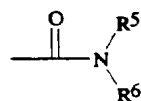
Ar⁴ is indolyl, benzofuranyl, benzothienyl, isoquinolinyl, quinolinyl, benzimidazolyl, naphthyl, thienyl, furanyl, pyridinyl, thiazolyl or imidazolyl, each of which is optionally substituted with halo, halo lower alkyl or lower alkyl; R is hydrogen, lower alkyl, halo, halo lower alkyl or OR⁹, and
 5 is at the 3—position as follows:



R⁹ is hydrogen, alkyl, arylalkyl, alkylcarbonyl, aminoalkyl, alkylaminoalkyl or dialkylaminoalkyl, in which the alkyl groups are straight
 10 or branched chains of 1 to 6 carbons in the chain;

R⁴ is selected from among

- (i) phenyl or pyridyl, which are each optionally substituted with lower alkyl, halo lower alkyl or halo,
- (ii) pyrrolidinyl, oxadiazolyl or triazolyl radicals, each of which
 15 is optionally substituted with 1 to 3 substituents independently selected from halo, halo lower alkyl or lower alkyl,
- (iii) alkyl containing from 1 to 6 carbons, or
- (iv)



20

R⁵ and R⁶ are independently selected from:

— 255 —

(a) hydrogen, lower alkyl, lower alkenyl, and aryl, each of which is unsubstituted or substituted with halo, halo lower alkyl or lower alkyl, or

(b) together with the nitrogen atom to which they are attached, form a piperidinyl, morpholinyl or pyrrolidinyl radical that is optionally substituted with halo, halo lower alkyl or lower alkyl; and

R⁷ is selected from:

hydrogen;

—OH;

10 —R¹⁴OR¹³ in which R¹³ is hydrogen or lower alkyl, and R¹⁴ is methylene or ethylene;

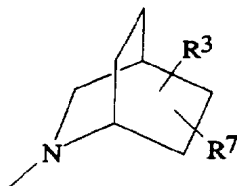
—CH₂NR¹⁵R¹⁶ in which R¹⁵ is hydrogen, lower alkyl or lower alkanoyl and R¹⁶ is hydrogen or lower alkyl;

—OR¹⁵;

15 —C(O)OR¹⁷ in which R¹⁷ is hydrogen, lower alkyl, alkenyl of 3 to 5 carbon atoms, pyridyl, phenyl, tolyl, ethylphenyl, butylphenyl or halophenyl or a sodium, potassium, calcium or ammonium ion.

263. The composition of claim 258, wherein:

20 the azabicycloalkyl in M is



m is 2;

Ar¹, Ar² and Ar³ are each independently phenyl or pyridyl, optionally substituted with up to three substituents selected from halo, halo lower alkyl or lower alkyl;

R⁸ is hydrogen or alkyl of 1 to 3 carbon atoms;

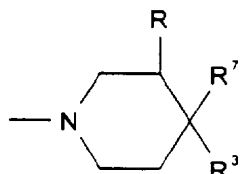
Ar⁴ is indolyl, benzofuranyl, benzothienyl, isoquinolinyl, quinolinyl, benzimidazolyl, naphthyl, thienyl, furanyl, pyridinyl, thiazolyl or imidazolyl,

-256-

each of which is optionally substituted with halo, halo lower alkyl or lower alkyl;

R^2 is $-\text{CH}=\text{CH}-$, $-(\text{CH}_2)_2-$ or $-\text{CH}_2\text{CH}(\text{CH}_3)-$;

R is hydrogen, lower alkyl, halo lower alkyl, halo or OR^9 , and is at the 3-position as follows:



R^9 is selected from alkyl, arylalkyl, alkylcarbonyl, aminoalkyl, alkylaminoalkyl or dialkylaminoalkyl, in which the alkyl groups are straight or branched chain of 1 to 6 carbons;

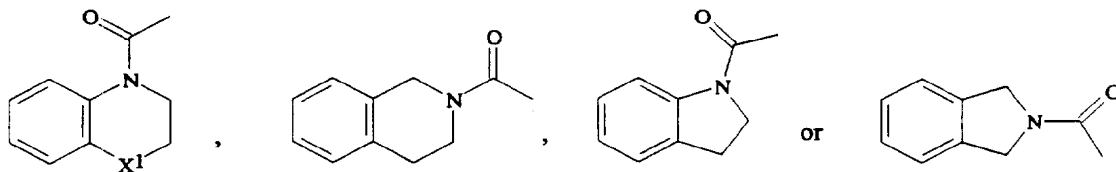
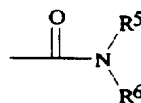
R^4 is selected from among:

(i) phenyl or pyridyl which are each optionally substituted with lower alkyl, halo lower alkyl or halo,

(ii) pyrrolidinyl, oxadiazolyl or triazolyl radicals, each of which is unsubstituted or substituted with 1 to 3 substituents independently selected from halo, halo lower alkyl or lower alkyl,

(iii) lower alkyl of 1 to 6 carbons, or

(iv)



20

R^5 and R^6 are independently selected from:

—257—

(a) hydrogen, lower alkyl, lower alkenyl or aryl, each of which is unsubstituted or substituted with halo, halo lower alkyl or lower alkyl, or

(b) together with the nitrogen atom to which each is attached, form a piperidiny, morpholinyl or pyrrolidinyl radical that is unsubstituted or substituted with halo, halo lower alkyl or lower alkyl; and

R⁷ is selected from:

hydrogen;

—OH;

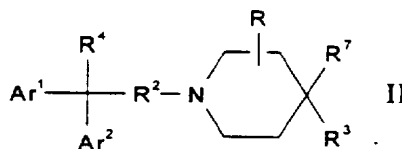
—R¹⁴OR¹³ in which R¹³ is hydrogen or lower alkyl, and R¹⁴ is methylene or ethylene;

—CH₂NR¹⁵R¹⁶ in which R¹⁵ is hydrogen, lower alkyl or lower alkanoyl and R¹⁶ is hydrogen or lower alkyl;

—OR¹⁵;

—C(O)OR¹⁷ in which R¹⁷ is hydrogen, lower alkyl, alkenyl of 3 to 5 carbon atoms, pyridyl, phenyl, tolyl, ethylphenyl, butylphenyl or halophenyl, or a sodium, potassium, calcium or ammonium ion.

264. The composition of claim 258 in which the compounds of formula (I) are of the formula:



wherein:

Ar¹ and Ar² are each independently selected from a 6— to 10-membered aryl ring system and a 5— to 10-membered heteroaryl ring system, wherein the aryl and heteroaryl ring systems are each optionally substituted with up to three aryl group substituents;

R³ is Ar³;

-258-

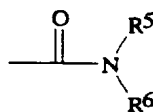
Ar^3 is a 6- to 10-membered aryl ring system or a 5- to 10-membered heteroaryl ring system, wherein the aryl and heteroaryl ring systems are each optionally substituted with up to three substituents selected from halo, lower alkyl and halo lower alkyl;

5 R^2 is straight or branched chain alkyl of 1 to 12 carbons;

R is hydrogen, alkyl or OR^9 ;

R^9 is alkyl, arylalkyl, alkylcarbonyl, aminoalkyl, alkylaminoalkyl or dialkylaminoalkyl, in which the alkyl groups are straight or branched chain of 1 to 6 carbon atoms;

10 R^4 is phenyl, pyridyl, cyano or:



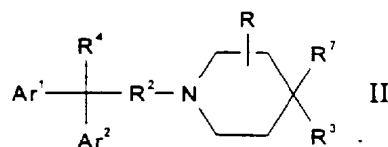
R^5 and R^6 are independently selected from:

(i) hydrogen, straight or branched chain alkyl of 1 to 3 carbons or alkenyl of 2 to 4 carbons and 1 double bond; or

(ii) together with the nitrogen atom to which they are attached, form a heterocycle selected from pyrrolidinyl, piperidinyl, alkylpiperidinyl, morpholinyl, oxadiazolyl and triazolyl radicals, each of which is optionally substituted with one or more substituents selected from halo, halo lower alkyl and lower alkyl; and

20 R^7 is $-H$, $-OH$, $-C(O)OR^{17}$ in which R^{17} is hydrogen or lower alkyl, $-C(O)H$ or $-R^{14}OR^{13}$ in which R^{13} is hydrogen, alkyl of 1 to 4 carbons, or alkanoyl of 2 or 3 carbon atoms, and R^{14} is methylene or ethylene.

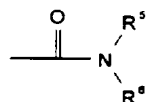
25 265. The composition of claim 264 in which the compounds of formula (I) are of the formula (II):



wherein:

—259—

R⁴ is phenyl, pyridyl, cyano or



R⁵ and R⁶ are independently selected from:

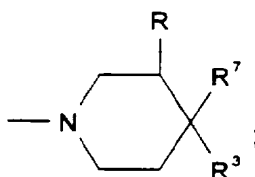
- 5 (i) hydrogen, lower alkyl, phenyl or lower alkenyl, or
 (ii) together with the nitrogen atom to which they are attached form a heterocycle selected from 1,3,4-oxadiazolyl, 4-morpholinyl, or di(C₁–C₆ alkyl)–morpholinyl;

R² is $-(CH_2)_2-$ or $-CH_2CH(CH_3)-$;

- 10 R⁷ is $-OH$, $-C(O)OR^{17}$ in which R¹⁷ is hydrogen, methyl or ethyl, or
 $-C(O)H$; and

R is hydrogen, lower alkyl, $-C(O)H$, or $-C(O)OH$ and is at the 3-position as follows:

15



and

R³ is phenyl or halo-substituted phenyl.

- 20 266. The composition of claim 265, wherein:

R⁷ is $-OH$, $-C(O)OH$ or $-C(O)OCH_2CH_3$;

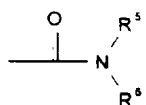
R³ is phenyl optionally substituted with alkyl, alkoxyalkyl, halo or trifluoroalkyl;

R is hydrogen or alkyl of 1 to 3 carbon atoms;

- 25 R² is lower alkylene;

R⁴ is phenyl, pyridyl or:

-260-



R^5 and R^6 are independently selected from:

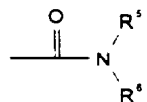
(i) hydrogen, alkyl, phenyl, phenylalkyl or 2-propenyl, in which the alkyl groups are lower alkyl; or

- 5 (ii) together with the nitrogen to which they are attached form pyrrolidinyl, piperidinyl, C_1-C_6 alkylpiperidinyl, 4-morpholinyl or 2,6-di(C_1-C_6 alkyl)morpholinyl; and

Ar^1 and Ar^2 are independently selected from phenyl or pyridyl.

267. The composition of claim 266, wherein:

- 10 R is hydrogen or methyl;
 R^3 is phenyl optionally substituted with alkyl, alkoxyalkyl, halo or trifluoroalkyl;
 R^2 is alkylene containing from 1 to 4 carbons;
 Ar^1 and Ar^2 are independently phenyl that is unsubstituted or
 15 substituted with lower alkyl, alkoxy lower alkyl, halo or halo lower alkyl;
 R^4 is cyano or:



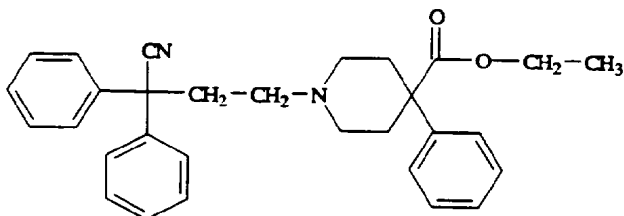
R^5 and R^6 are independently selected from:

- (i) hydrogen, lower alkyl, phenyl, phenyl lower alkyl or
 20 2-propenyl; or
 (ii) together with the nitrogen atom to which they are attached, form pyrrolidinyl, piperidinyl, C_1-C_6 alkylpiperidinyl, 4-morpholinyl or 2,6-di(C_1-C_6 alkyl) morpholinyl.

268. The composition of claim 267, comprising

- 25 2,2-diphenyl-4-[(4-carbethoxy-4-phenyl)piperidino]butyronitrile that has the following formula

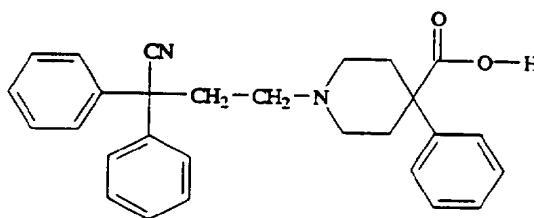
-261-



or a salt or N-oxide thereof.

269. The composition of claim 267, comprising

- 5 1-(3-cyano-3,3-diphenylpropyl)-4-phenyl-4-piperidinecarboxylic acid that has the following formula



- 10 or a salt or N-oxide thereof.

270. The composition of claim 265, wherein:

Ar¹ and Ar² are phenyl,

R is hydrogen or methyl,

R² is -(CH₂)₂- or -CH₂CH(CH₃)-,

- 15 R⁵ and R⁶ are independently methyl or ethyl or, together with the nitrogen to which they are attached, form pyrrolidinyl or piperidinyl;

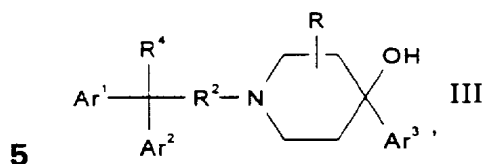
R³ is unsubstituted phenyl, 4-chlorophenyl, 4-bromophenyl,

4-fluorophenyl, 3,4-di-halophenyl or 3-trifluoromethylphenyl; and

R⁷ is -OH.

- 20 271. A composition of claim 258, wherein the compounds of formula (I) are of the formula (III):

- 262 -



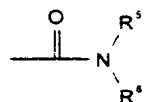
wherein:

Ar¹ and Ar² are each independently a 6- to 10-membered aryl ring system or a 5- to 10-membered heteroaryl ring system, wherein the aryl and heteroaryl ring systems are optionally substituted with up to three substituents selected from halo, alkyl and haloalkyl;

R² is straight or branched chain alkylene of 1 to 12 carbon atoms, or straight, branched chain alkenylene of 2 to 12 carbon atoms containing one double bond, or branched chain alkynylene of 2 to 12 carbon atoms containing one triple bond;

R is hydrogen, alkyl, halo lower alkyl or halo;

R⁴ is:



20 R⁵ and R⁶ are independently selected from:

(i) hydrogen, straight or branched chain alkyl or straight or branched chain alkenylene, or

(ii) together with the nitrogen atom to which they are attached, they form a 3- to 10-membered heterocyclic ring containing one or two heteroatoms; and

25 Ar³ is a 6- to 10-membered aryl ring system or a 5- to 10-membered heteroaryl ring system containing one or more heteroatoms, wherein the aryl and heteroaryl ring systems are optionally substituted with one or more aryl group substituents.

—263—

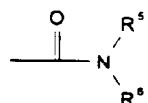
272. The composition of claim 271, wherein:

Ar¹ and Ar² are each independently selected from phenyl that is optionally substituted with up to three substituents selected from halo, halo alkyl or alkyl in which the alkyl groups are straight or branched chains of 1 to 6 carbons;

R² is straight or branched chain alkylene of 1 to 3 carbons or alkenylene of 2 to 3 carbons containing one double bond;

R is hydrogen, lower alkyl, halo lower alkyl or halo, and is in the 3-position;

10 R⁴ is:



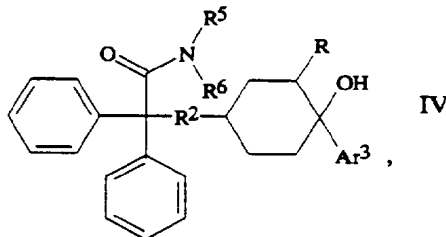
R⁵ and R⁶ are independently selected from:

(i) hydrogen, alkyl or alkenyl, in which the carbon chains are straight or branched chain of 1 to 6 carbons, or

(ii) together with the nitrogen atom to which they are attached, they form pyrrolidinyl, piperidinyl, alkylpiperidinyl, morpholinyl, or di(C₁—C₆ alkyl)—morpholinyl; and

Ar³ is a 6- to 10-membered aryl ring system that is unsubstituted or substituted with up to three substituents selected from halo, halo lower alkyl and lower alkyl.

273. The composition of claim 258 in which the compounds of formula (I) are of the formula:



25 wherein:

—264—

Ar³ is phenyl that is optionally substituted with halo; and
R² is alkylene containing 1 to 3 carbon atoms.

274. The composition of claim 270, wherein the compound is selected from compounds in which:

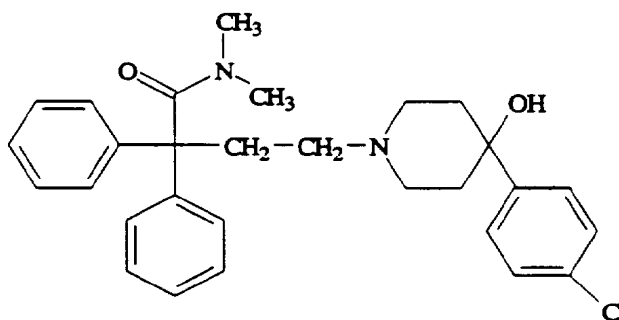
- 5 (i) Ar¹ and Ar² are phenyl, R is hydrogen, R² is $-(CH_2)_2-$, R⁵ and R⁶, together with the nitrogen to which they are attached, form pyrrolidine, and R³ is 4-chlorophenyl or 3,4-dichlorophenyl;
- (ii) Ar¹ and Ar² are phenyl, R is hydrogen, R² is $-(CH_2)_2-$, R⁵ and R⁶, together with the nitrogen to which they are attached, form
10 piperidiny, and R³ is phenyl;
- (iii) Ar¹ and Ar² are phenyl, R² is $-(CH_2)_2-$, R is hydrogen, R⁵ and R⁶ are methyl and R³ is 4-bromophenyl;
- (iv) Ar¹ and Ar² are phenyl, R² is $-(CH_2)_2-$, R is hydrogen, R⁵ is methyl, R⁶ is ethyl and R³ is 4-chlorophenyl;
- 15 (v) Ar¹ and Ar² are phenyl, R² is $-CH_2CH(CH_3)-$, R is hydrogen, R⁵ and R⁶ are methyl and R³ is 4-fluorophenyl; and
- (vi) Ar¹ and Ar² are phenyl, R² is $-(CH_2)_2-$, R is 4-methyl, R⁵ and R⁶ are methyl and R³ is 3-trifluoromethylphenyl or phenyl.

275. The composition of claim 258, comprising a compound se-
20 lected from 1-[4-(4-hydroxy-4-phenyl-1-piperidino)-2,2-diphenylbutyryl]piperidine; 4-{4-[4-hydroxy-4-(3-trifluoromethylphenyl)-1-piperidino]-2,2-diphenylbutyryl}morpholine;
1-{4-[4-hydroxy-4-(3-trifluoromethylphenyl)-1-piperidino]-2,2-diphenylbutyl}piperidine; 4-(*p*-chlorophenyl)-4-hydroxy-
25 droxy-N-N-,*γ*-trimethyl-*α,α*-diphenyl-1-piperidine-1-butyramide; 4-(*p*-chlorophenyl)-4-hydroxy-N-N-dimethyl-*α,α*-diphenyl-1-piperidine-1-butyramide (loperamide); 4-(3,4-dichlorophenyl)-N,N-diethyl-4-hydroxy-*α,α*-diphenyl-1-piperidine-1-butyramide; 4-(3,4-dichlorophenyl)-4-hydroxy-N,N-di-
30 methyl-*α,α*-diphenyl-1-piperidine-1-butyramide;

—265—

- 4—(4—chloro—3—trifluoromethylphenyl)—4—hydroxy—N,N—dimethyl— α,α —diphenyl—1—piperidine—1—butyramide; 4—(*p*—fluorophenyl)—4—hydroxy—N,N, γ —trimethyl— α,α —diphenyl—1—piperidine—1—butyramide; 4—(*p*—bromophenyl)—4—hydroxy—N—N—dimethyl— α,α —diphenyl—1—piperidine—1—butyramide; 1—{4—[4—(3,4-dichlorophenyl)—4—hydroxypiperidino]—2,2—diphenylbutyryl}pyrrolidine; or 4—(*p*—chlorophenyl)—N—ethyl—4—hydroxy—N—methyl— α,α —diphenyl—1—piperidine—1—butyramide.

276. The composition of claim 265, comprising
 10 4—(*p*—chlorophenyl)—4—hydroxy—N—N—dimethyl— α,α —diphenyl—1—piperidinebutyramide that has the formula:



or a salt or N—oxide thereof.

- 15 277. The composition of claim 276, comprising a salt of 4—(*p*—chlorophenyl)—4—hydroxy—N—N—dimethyl— α,α —diphenyl—1—piperidinebutyramide.

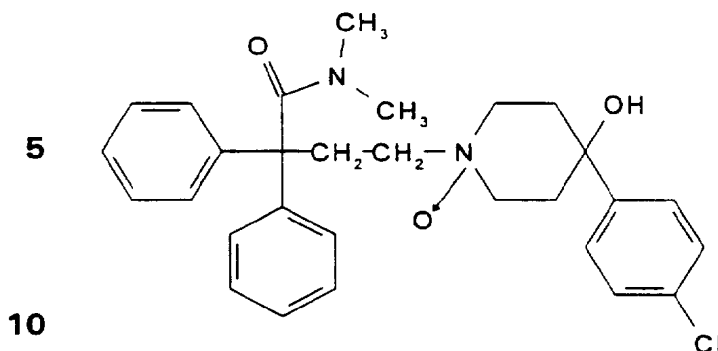
278. The composition of claim 277, wherein the salt is the hydrochloride salt.

- 20 279. The composition of claim 277, wherein the salt comprises a quaternary ammonium salt.

280. The composition of claim 276, comprising 4—(*p*—chlorophenyl)—4—hydroxy—N—N—dimethyl— α,α —diphenyl—1—piperidinebutyramide, N—oxide that has the formula:

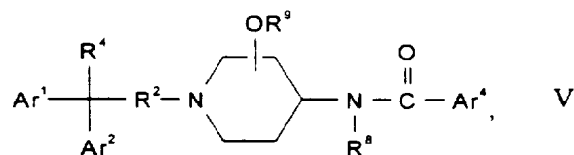
25

-266-



281. The composition of claim 258 in which the compounds of formula (I) are of the formula:

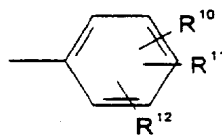
15



wherein:

Ar¹ and Ar² are each independently selected from a 6- to 10-membered aryl ring system and a 5- to 10-membered heteroaryl ring system containing one or more heteroatoms, wherein the aryl and heteroaryl ring systems are each optionally substituted with up to three aryl group substituents;

Ar⁴ is thienyl, furanyl, pyridinyl, thiazolyl or imidazolyl, each of which is optionally substituted with halo, or Ar⁴ is a radical of the formula:



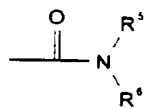
R¹⁰, R¹¹ and R¹² are each independently selected from hydrogen, alkyl, alkyloxy, halide, hydroxy, cyano, nitro, amino, alkylamino, di(alkyl)amino, aminocarbonyl, arylcarbonylamino, alkylcarbonylamino, alkylcarbonyl, alkylcarbonyloxy, aminosulfonyl, alkylsulfinyl, alkylsulfonyl,

-267-

alkylthio, mercapto, C₃₋₆alkenyloxy, C₃₋₆alkynyloxy, arylalkyloxy, aryloxy or alkyl, in which each group is unsubstituted or substituted with up to 4 halo atoms, and the alkyl groups are straight or branched chains of 1 to 6 carbon atoms;

- 5 R² is straight or branched chain alkylene of 1 to 6 carbon atoms;
 R⁹ is alkyl, arylalkyl, alkylcarbonyl, aminoalkyl, alkylaminoalkyl or dialkylaminoalkyl in which the alkyl groups are straight or branched chains of 1 to 6 carbon atoms in the chain:

10 R⁴ is:



R⁵ and R⁶ are independently selected from:

- (i) from hydrogen, aryl containing 6 to 10 members in the ring, straight or branched chain alkyl of 1 to 6 carbon atoms, or straight or branched chain alkenyl of 2 to 6 carbons and 1 or 2 double bonds, or
 15 (ii) together with the nitrogen atom to which they are attached, R⁵ and R⁶ form a 3- to 7-membered heterocyclic ring containing one or two heteroatoms selected from O and N;

R⁸ is hydrogen or straight or branched chain alkyl of 1 to 6 carbons atoms.

- 20 282. The composition of claim 281, wherein: Ar⁴ is phenyl; R¹⁰ is aryl, lower alkyloxy, C₃₋₆alkenyloxy, C₃₋₆alkynyloxy, or C₁₋₅ alkyl substituted with 1 to 4 halo atoms, and R¹¹ and R¹² are each independently selected from hydrogen, lower alkyl, lower alkoxy, halo, hydroxy, cyano, nitro, amino, mono and di(alkyl)amino, aminocarbonyl, aryl-
 25 carbonylamino, alkylcarbonylamino, alkylcarbonyl, alkylcarbonyloxy, aminosulfonyl, alkylsulfinyl, alkylsulfonyl, alkyl thio or mercapto in which each group is unsubstituted or substituted with up to 4 halo atoms, and the alkyl groups are straight or branched chains that contain 1 to 4

— 268 —

carbons; and R⁵ and R⁶ are independently selected from hydrogen, C₁₋₄alkyl, phenyl, phenylmethyl or 2-propenyl.

283. The composition of claim 284, wherein:

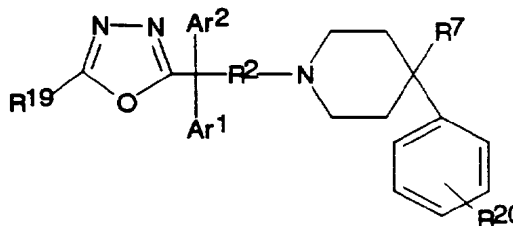
5 the substituents in the 3- and 4-positions on the piperidine ring have the trans configuration;

R¹⁰ is trifluoromethyl substituted on the meta positions, and R¹¹ and R¹² are each independently selected from hydrogen, methyl, methoxy, halo, hydroxy, nitro, amino trifluoromethyl, phenylmethoxy, phenoxy, and propenyloxy.

10 284. The composition of claim 281, comprising trans-3-hydroxy-N,N, γ -trimethyl- α,α -diphenyl-4-[[3-(trifluoroethyl)-benzoyl]amino]-1-piperidinebutanamide.

285. The composition of claim 258 in which the compounds of formula (I) are of the formula:

15



wherein:

20 Ar¹ and Ar² are each independently selected from a 6- to 10-membered aryl ring system and a 5- to 10-membered heteroaryl ring system containing 1 to 3 oxygen, nitrogen or sulfur atoms, wherein the aryl and heteroaryl ring systems are optionally substituted with up to three aryl group substituents;

R² is straight or branched chain alkylene of 1 to 12 carbon atoms or alkenylene of 2 to 4 carbon atoms;

—269—

R^7 is $-R^{14}OR^{13}$ in which R^{13} is hydrogen, lower alkyl, or alkanoyl containing 2 to 5 carbon atoms, and R^{14} is lower alkylene or lower alkenylene;

R^{19} is hydrogen or lower alkyl; and

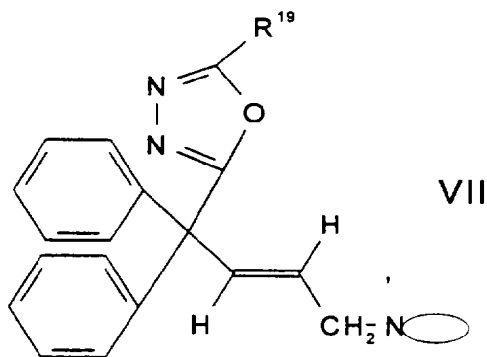
5 R^{20} is hydrogen, halo, halo lower alkyl or lower alkyl.

286. The composition of claim 285, wherein one of Ar^1 and Ar^2 is phenyl and the other of Ar^1 and Ar^2 is phenyl optionally substituted with alkyl or halo, or pyridyl.

10 287. The composition of claim 285, wherein: R^{13} is hydrogen or lower alkyl or alkanoyl having 2 to 5 carbon atoms; R^{14} is methyl or ethylene; R^{19} is hydrogen or methyl; R^{20} is hydrogen, halo or methyl, R^2 is $-(CH_2)_2-$; and Ar^1 is phenyl.

15 288. The composition of claim 287, comprising 5-[1,1-diphenyl-3-(4-phenyl-4-methanopiperidino)propyl]-2-methyl-1,3,4-oxadiazole.

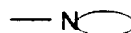
289. The composition of claim 258 in which the compounds of formula (I) are of the formula:



20 wherein:

R^{19} is lower alkyl; the configuration of the double bond is trans;

and




—270—

is a tertiary amine selected from azabicycloalkyl containing from 6 to 9 carbon atoms with at least 5 atoms in each ring.

290. The composition of claim 289, wherein:

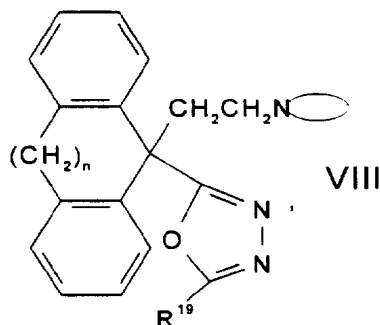
5 each ring in the azabicycloalkyl is selected from pyrrolidino, piperidino and hexamethyleneimino.

291. The composition of claim 289, wherein the azabicycloalkyl is selected from 7-azabicyclo[2.2.1]hept-7-yl, 2-azabicyclo[2.2.2]oct-2-yl, 2-azabicyclo[3.2.1]oct-2-yl, 3-azabicyclo[3.2.1]oct-3-yl, 6-azabicyclo[3.2.1]oct-6-yl, 3-azabicyclo[3.2.2]non-3-yl, 8-azabicyclo[4.3.0]non-8-yl, 2-azabicyclo[3.2.2]non-2-yl, 2-azabicyclo[3.3.1]non-2-yl, 3-azabicyclo[3.3.1]non-3-yl, 2-azabicyclo[4.3.0]non-3-yl, 7-azabicyclo[4.3.0]non-7-yl, 8-azabicyclo[4.3.1]dec-8-yl, 2-azabicyclo[4.4.0]dec-2-yl, and 7-azabicyclo[4.2.2]dec-7-yl, and:



292. The composition of claim 289, comprising 5-[1,1-diphenyl-4-(2-azabicyclo[2.2.2]oct-2-yl)but-2-trans-enyl]-2-methyl-1,3,4-oxadiazole.

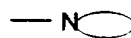
293. The composition of claim 258 in which the compounds of
20 formula (I) are of the formula:



wherein:

R¹⁹ is lower alkyl; n is an integer from 1 to 3, and

-271-



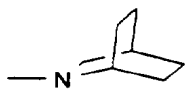
is a tertiary amine selected from azabicycloalkyl containing from 6 to 9 carbon atoms with at least 5 atoms in each ring.

294. The composition of claim 293, wherein:

- 5 n is 2 or 3; R¹⁹ is ethyl or methyl; and
each ring in the azabicycloalkyl is selected from pyrrolidino, piperidino and hexamethyleneimino.

295. The composition of claim 294, wherein the azabicycloalkyl is selected from 7-azabicyclo[2.2.1]hept-7-yl, 2-azabicy-

- 10 clo[2.2.2]oct-2-yl, 2-azabicyclo[3.2.1]oct-2-yl, 3-azabicyclo[3.2.1]oct-3-yl, 6-azabicyclo[3.2.1]oct-6-yl, 3-azabicyclo[3.2.2]non-3-yl, 8-azabicyclo[4.3.0]-non-8-yl, 2-azabicyclo[3.2.2]non-2-yl, 2-azabicyclo[3.3.1]non-2-yl, 3-azabicyclo[3.3.1]non-3-yl, 2-azabicyclo[4.3.0]non-3-yl, 7-azabicyclo[4.3.0]non-7-yl, 8-azabicyclo[4.3.1]dec-8-yl, 2-azabicyclo[4.4.0]-dec-2-yl, 7-azabicyclo[4.2.2]dec-7-yl, or
- 15

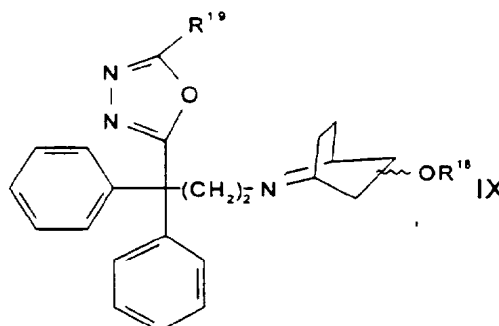


296. The composition of claim 258, comprising

- 2-{5-[2-(2-azabicyclo[2.2.2]oct-2-yl)ethyl]-10,11-dihydro-5H-di-
20 benzo[a,d]cyclohepten-5-yl}-5-methyl-1,3,4-oxadiazole or
2-{12-[2-(2-azabicyclo[2.2.2]oct-2-yl)ethyl]-5,6,7,12-tetrahydrodibenzo[a,d]cycloocten-12-yl}-5-methyl-1,3,4-oxadiazole.

297. The composition of claim 258 in which the compounds of formula (I) have formula (IX):

-272-



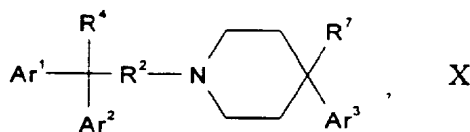
wherein: R¹⁹ is lower alkyl; R¹⁸ is hydrogen or lower alkanoyl containing 2 to 7 carbon atoms and is attached at the 5 or 6 position in either the endo or exo configuration.

5 298. The composition of claim 297, wherein: R¹⁹ is alkyl containing 1 to 3 carbon atoms, and R¹⁸ is hydrogen or lower alkanoyl containing 2 or 3 carbon atoms.

299. The composition of claim 297, comprising one or more compounds selected from among: 5-[1,1-diphenyl-3-(exo-5-hydroxy-2-azabicyclo[2.2.2]oct-2-yl)-propyl]-2-methyl-1,3,4-oxadiazole; 5-[1,1-diphenyl-3-(exo-5-acetoxy-2-azabicyclo[2.2.2]oct-2-yl)-propyl]-2-methyl-1,3,4-oxadiazole; 5-[1,1-diphenyl-3-(endo-5-acetoxy-2-azabicyclo[2.2.2]oct-2-yl)-propyl]-2-methyl-1,3,4-oxadiazole; 5-[1,1-diphenyl-3-(endo-5-hydroxy-2-azabicyclo[2.2.2]oct-2-yl)-propyl]-2-methyl-1,3,4-oxadiazole; 5-[1,1-diphenyl-3-(endo-6-acetoxy-2-azabicyclo[2.2.2]oct-2-yl)-propyl]-2-methyl-1,3,4-oxadiazole; 5-[1,1-diphenyl-3-(endo-6-hydroxy-2-azabicyclo[2.2.2]oct-2-yl)-propyl]-2-methyl-1,3,4-oxadiazole; 5-[1,1-diphenyl-3-(exo-6-acetoxy-2-azabicyclo[2.2.2]oct-2-yl)-propyl]-2-methyl-1,3,4-oxadiazole; and 5-[1,1-diphenyl-3-(exo-6-hydroxy-2-azabicyclo[2.2.2]oct-2-yl)-propyl]-2-methyl-1,3,4-oxadiazole.

-273-

300. The composition of claim 258 in which the compounds of formula (I) are of the formula:



5 wherein:

Ar^1 , Ar^2 , and Ar^3 are each independently selected from a 6 to 10-membered aryl ring system optionally substituted with up to three substituents selected from halo, halo lower alkyl and lower alkyl;

R^2 is straight or branched chain alkylene of 1 to 6 carbons or
10 alkenylene of 2 to 4 carbons;

R^4 is a 6 to 10-membered aryl ring system or a 5 to 10-membered heteroaryl ring system containing 1 to 3 oxygen, nitrogen or sulfur atoms, wherein the aryl and heteroaryl ring systems are optionally substituted with one or more substituents selected from halo, halo lower alkyl and
15 lower alkyl; and

R^7 is selected from:

— $\text{CH}_2\text{NR}^{15}\text{R}^{16}$ in which R^{15} is hydrogen, lower alkyl or lower alkanoyl and R^{16} is hydrogen or lower alkyl; or

— $\text{C}(\text{O})\text{OR}^{17}$ in which R^{17} is hydrogen, alkyl of 1 to 7 carbons,
20 alkenyl of 3 to 7 carbon atoms, aryl or heteroaryl, or an alkali metal or alkaline earth metal salt; and

— $\text{R}^{14}\text{OR}^{13}$ in which R^{13} is hydrogen, alkyl of 1 to 4 carbons or alkanoyl of 2 to 5 carbon atoms, and R^{14} is alkylene of 1 to 4 carbons.

301. The composition of claim 300, wherein Ar^1 , Ar^2 , and Ar^3 are
25 each independently phenyl that is optionally substituted with one or two substituents selected from halo, halo lower alkyl and lower alkyl and R^4 is phenyl that is optionally substituted with one or two substituents selected from halo, halo lower alkyl and lower alkyl, or pyridyl.

-274-

302. The composition of claim 300, wherein R^7 is $-\text{CH}_2\text{NR}^{15}\text{R}^{16}$ in which R^{15} is hydrogen, lower alkyl or lower alkanoyl and R^{16} is hydrogen or lower alkyl.

303. The composition of claim 302, wherein: Ar^1 , Ar^2 and Ar^3 are each phenyl, R^2 is $-(\text{CH}_2)_2-$ or $-\text{CH}_2\text{CH}(\text{CH}_3)-$; and R^4 is phenyl or pyridyl.

304. The composition of claim 302, comprising 4-aminomethyl-4-phenyl-1-(3,3,3-triphenylpropyl)piperidine or N-{[4-phenyl-1-(3,3,3-triphenylpropyl)piperidine-4-yl)methyl]-acetamide}.

305. The composition of claim 300, wherein R^7 is $-\text{C}(\text{O})\text{OR}^{17}$ in which R^{17} is hydrogen, alkyl containing from 1 to 7 carbons, alkenyl having 3 to 7 carbon atoms, aryl or heteroaryl, or is an alkali metal or alkaline earth metal salt.

306. The composition of claim 305, wherein:

Ar^1 , Ar^2 and Ar^3 are each independently selected from phenyl that is optionally substituted with one or two substituents selected from halo, lower alkyl and halo lower alkyl;

R^2 is straight or branched chain alkylene containing from 1 to 6 carbons or alkenylene of 2 to 4 carbons;

R^4 is phenyl or pyridyl, each of which is optionally substituted with up to three substituents selected from halo, halo lower alkyl or lower alkyl.

307. The composition of claim 306, wherein:

R^2 is a straight or branched chain alkylene of 1 to 3 carbons or alkenylene of 2 to 4 carbons; and

R^{17} is pyridyl, phenyl, tolyl, ethylphenyl, butylphenyl, halophenyl or alkenyl.

308. The composition of claim 306, comprising 1-(3,3,3-triphenylpropyl)-4-phenyl-4-piperidinecarboxylic acid hydrochloride; ethyl 1-(3,3,3-triphenylpropyl)-4-phenyl-4-piperidinecarboxylate; potassium 1-

-275-

(3,3,3-triphenylpropyl)-4-phenyl-4-piperidinecarboxylate; sodium 1-(3,3,3-triphenylpropyl)-4-phenyl-4-piperidinecarboxylate; 1-[3,3-diphenyl-3-(2-pyridyl)propyl]-4-phenyl-4-piperidine carboxylic acid hydrochloride; sodium 1-[3,3-diphenyl-3-(2-pyridyl)propyl]-4-phenyl-4-piperidinecarboxylate;
 5 ethyl 1-[3,3-diphenyl-3-(2-pyridyl)propyl]-4-phenyl-4-piperidinecarboxylate; or potassium 1-[3,3-diphenyl-3-(2-pyridyl)propyl]-4-phenyl-4-piperidinecarboxylate.

309. The composition of claim 300, wherein R^7 is $-R^{14}OR^{13}$ in which R^{13} is hydrogen, straight or branched chain alkyl of 1 to 8 carbons,
 10 or alkanoyl of 2 to 5 carbons, and R^{14} is alkylene of 1 to 4 carbons or alkenylene of 2 to 4 carbons.

310. The composition of claim 309, wherein:

Ar^1 , Ar^2 and Ar^3 are each independently selected from among phenyl that is optionally substituted with one or two substituents selected
 15 from halo, lower alkyl of 1 to 4 carbons or halo lower alkyl of 1 to 4 carbons;

R^2 is straight or branched chain alkylene of 1 to 6 carbon atoms, or alkenylene of 2 to 4 carbon atoms; and

R^4 is phenyl or pyridyl, each of which is optionally substituted with
 20 up to three substituents selected from halo, halo lower alkyl of 1 to 4 carbons or lower alkyl of 1 to 4 carbons.

311. The composition of claim 309, wherein:

R^2 is $-(CH_2)_2-$ or $-CH_2CH(CH_3)-$;

Ar^1 and Ar^2 are phenyl;

25 R^{14} is $-CH_2-$ or $-(CH_2)_2-$;

R^{13} is alkyl containing 1 to 7 carbon atoms; and

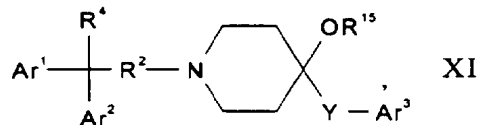
R^4 is phenyl or 2-, 3- or 4-pyridyl.

312. The composition of claim 309, comprising a compound selected from 1-(3,3,3-triphenylpropyl)-4-phenyl-4-piperidinemethanol; 1-[3,3-diphenyl-3-(2-pyridyl)-
 30

- 276 -

- propyl)-4-phenyl-4-piperidinemethanol; 1-(3,3,3-triphenylpropyl)-4-phenyl-4-acetoxymethyl-piperidine; 1-(3,3,3-triphenylpropyl)-4-phenyl-4-methoxymethyl-piperidine; 1-(3,3,3-triphenylpropyl)-4-(4-chlorophenyl)-4-piperidinemethanol;
- 5 1-[3-*p*-chlorophenyl-3,3-diphenylpropyl]-4-(phenyl)-4-piperidinemethanol; 1-[3-(*p*-tolyl)-3,3-diphenylpropyl]-4-(phenyl)-4-piperidinemethanol; 1-[3-(*p*-bromophenyl)-3,3-diphenylpropyl]-4-(phenyl)-4-piperidinemethanol; 1-[3,3-diphenyl-3-(4-pyridyl)propyl]-4-phenyl-4-piperidinemethanol; 1-[3,3-diphenyl-3-
- 10 (3-pyridyl)propyl]-4-phenyl-4-piperidinemethanol; 1-(3,3,3-triphenylpropyl)-4-phenyl-4-hexoxymethyl-piperidine; 1-(3,3,3-triphenylpropyl)-4-(*p*-tolyl)-4-piperidinemethanol; 1-(3,3,3-triphenylpropyl)-4-(*p*-trifluoromethyl)-4-piperidinemethanol; 1-(3,3,3-triphenylbutyl)-4-(phenyl)-4-piperidinemethanol;
- 15 1-(3,3,3-triphenylpropyl)-4-(phenyl)-4-piperidinemethanol; 1-(3,3,3-triphenylpropyl)-4-phenyl-4-methoxyethylpiperidine; 1-[3,3-diphenyl-3-(2-pyridyl)propyl]-4-phenyl-4-methoxyethylpiperidine; 1-(3,3,3-triphenylpropyl)-4-phenyl-4-piperidine-methanol; 1-[3,3-diphenyl-3-(2-pyridyl)propyl]-4-phenyl-4-
- 20 piperidinemethanol; 1-(3,3,3-triphenylpropyl)-4-phenyl-4-acetoxymethylpiperidine; 1-(3,3,3-triphenylpropyl)-4-phenyl-4-methoxymethylpiperidine; or 1-(3,3,3-triphenylpropyl)-4-(chlorophenyl)-4-piperidinemethanol.

313. The composition of claim 258 in which the compounds of
- 25 formula (I) are of the formula:



wherein:

-277-

Ar¹, Ar² and Ar³ are each independently selected from a 6- to 10-membered ring system that is optionally substituted with up to three substituents selected from halo, lower alkyl and halo lower alkyl;

R² is straight or branched alkylene of 1 to 6 carbon atoms or
5 alkenylene of 2 to 4 carbons;

R⁴ is a 6 to 10-membered aryl ring system or a 5 to 10-membered heteroaryl ring system, optionally substituted with up to three substituents selected from halo, lower alkyl and halo lower alkyl;

R¹⁵ is hydrogen, alkyl of 1 to 12 carbons or alkanoyl of 2 to 12
10 carbons; and

Y is alkylene of 1 to 3 carbons.

314. The composition of claim 313 wherein:

Ar¹, Ar² and Ar³ are each independently selected from phenyl that
is optionally substituted with one or two substituents selected from halo,
15 lower alkyl and halo lower alkyl; and

R⁴ is phenyl that is optionally substituted with one or two
substituents selected from halo, lower alkyl and halo lower alkyl.

315. The composition of claim 313, wherein:

R² is $-(CH_2)_2-$ or $-CH_2CH(CH_3)-$;

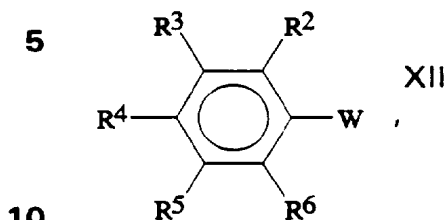
R¹⁵ is alkyl or alkanoyl in which the carbon chains contain 1 to 8
20 carbons; and

Y is $-CH_2-$.

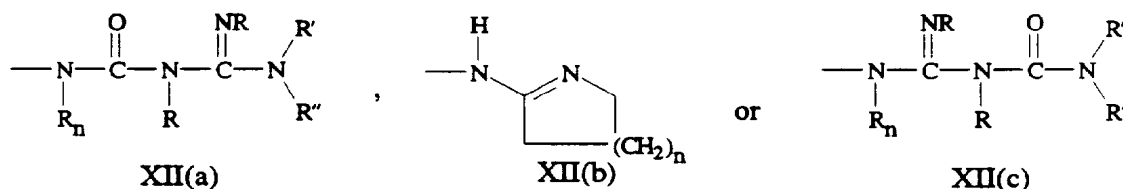
316. The composition of claim 313, comprising a compound
selected from 1-(3,3,3-triphenylpropyl)-4-hydroxy-4-benzylpiperi-
25 dine; 1-(3,3,3-triphenylpropyl)-4-hydroxy-4-benzylpiperidine;
1-(3,3,3-triphenylpropyl)-4-hydroxy-4-p-chlorobenzylpiperidine;
1-(3,3,3-triphenylpropyl)-4-hydroxy-4-p-methylbenzylpiperidine;
or 1-[3,3,3-(2-pyridyl)propyl]-4-benzyl-4-hydroxypiperidine.

-278-

317. The composition of claim 258 in which the compounds of formula (I) are amidinoureas or 2-[(aminophenyl and amidophenyl)-amino]-1-azacycloalkanes of the formula:



where W is



wherein:

- 15 (i) when W is XII(a) or XII(c), then R², R³, R⁴, R⁵ and R⁶, which are the same or different, are each independently selected from: hydrogen, halo, lower alkyl, halo lower alkyl, nitro, lower alkoxy, hydroxy, aryl lower alkoxy, acyloxy, cyano, halo lower alkoxy or lower alkyl sulfonyl; R is hydrogen or lower alkyl; R' and R'' are hydrogen, alkyl, cycloalkyl or arylalkyl; R' and R'' together form a 5 to 7 membered ring which includes
- 20 0 to 2 heteroatoms selected from N, O or S; R_n is hydrogen or lower alkyl, provided that at least one of R, R' and R'' is other than hydrogen; and

(ii) when W is XII(b), n is 1 to 3;

- R², R³ and R⁶ are independently selected from hydrogen, alkyl of 1 to 6 carbon atoms, or halogen; with the proviso that R² and R⁶ are not
- 25 hydrogen at the same time; and one of R⁴ and R⁵ is hydrogen, alkyl of 1 to 6 carbon atoms, or halogen and the other is of the formula -NR⁸R⁷ in which R⁸ and R⁷, which are the same or different, are selected from among hydrogen, alkyl of 1 to 6 carbon atoms, alkoxy carbonyl of 2 to 7 carbon atoms, aryloxy carbonyl of 6 to 12 carbon atoms, alkyl carbonyl of
- 30 2 to 7 carbon atoms, aryl carbonyl of 6 to 12 carbon atoms, hydroxyalkoxy carbonyl of 3 to 7 carbon atoms, or haloalkyl carbonyl of 2

—279—

to 7 carbon atoms, or R⁸ and R⁷ are taken together to form $-(CH_2)_p-$, where p is 4 or 5, or $-(CH_2)_mCO-$, and m is 3 or 4.

318. The composition of claim 317, wherein:

when W is XII(a), R² is hydrogen or lower alkyl; R³ and R⁵ are
 5 hydrogen, hydroxy or lower alkoxy; R⁴ is hydrogen, lower alkyl, hydroxy, lower alkoxy or halo; R⁶ is hydrogen, lower alkyl, nitro, alkoxy or halo; R and R_n are hydrogen or lower alkyl; and R' and R" are hydrogen or alkyl; provided that R, R' and R" are not all hydrogen at the same time.

319. The composition of claim 317, wherein:

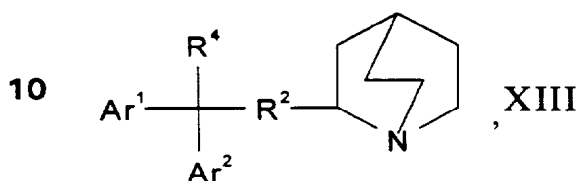
10 when W is XII(a), then R² is hydrogen, methyl or ethyl; R³ is hydrogen, hydroxy or methoxy; R⁴ is hydrogen, methyl, ethyl, hydroxy, methoxy, chloro or bromo; R⁵ is hydrogen, hydroxy or methoxy; R⁶ is hydrogen, methyl, ethyl, nitro, methoxy, ethoxy, chloro, bromo or fluoro; R and R_n are hydrogen, methyl or ethyl; and R' and R" are hydrogen,
 15 methyl, ethyl, propyl, i-propyl, butyl, i-butyl, sec-butyl, t-butyl, pentyl, hexyl or heptyl; provided that R, R' and R" are not all hydrogen at the same time.

320. The composition of claim 317, comprising a compound selected from *m*-chlorophenylamidinourea; *p*-chlorophenylamidinourea;
 20 3,4-dichlorophenylamidinourea; *m*-bromophenylamidinourea; *p*-bromophenylamidinourea; 3,4-dibromo-phenylamidinourea; 3-chloro-4-bromophenylamidinourea; 3-bromo-4-chlorophenylamidinourea; 3-chloro-4-fluorophenylamidinourea;
 3-bromo-4-fluorophenylamidinourea; 3-fluoro-4-chlorophenylamidinourea; 2,6-dimethylphenylamidinourea; 2,6-diethylphenylamidinourea;
 25 2-methyl-6-ethylphenylamidinourea; 2-methyl-6-methoxyphenylamidinourea; 2-methyl-6-ethoxyphenylamidinourea; 2-ethyl-6-methoxyphenylamidinourea; 2-ethyl-6-ethoxyphenylamidinourea;
 3,4-dimethoxyphenylamidinourea; 3,4-dihydroxyphenylamidinourea;
 30 3,4,5-trimethoxyphenylamidinourea; 3,4,5-trihydroxyphenylamidino-

—280—

urea; 2—[(2—methyl—3—aminophenyl)amino]—1—pyrroline, dihydrochloride; 2—[(2—methyl—3—acetamidophenyl)amino]—1—pyrroline, hydrochloride; or 2—[(2—methyl—3—(ethoxycarbonylamino)phenyl)amino]—1—pyrroline, hydrochloride.

- 5 321. The composition of claim 258 in which the compounds of formula (I) are 2—substituted—1—azabicyclo[2.2.2.]octanes of the formula:



wherein:

- 15 R² is lower alkylene or lower alkenylene;
 Ar¹ and Ar² are each independently selected from a 6— to 10-membered aryl ring system or a 5— to 10-membered heteroaryl ring system, wherein the aryl and heteroaryl ring systems are optionally substituted with one or more aryl group substituents; and
- 20 R⁴ is alkyl of 1 to 8 carbons, alkenyl of 3 to 6 carbon atoms, cycloalkyl of 3 to 6 carbons, cycloalkyl alkyl in which the cycloalkyl contains 3 to 6 carbons and the alkyl contains 1 to 3 carbons, or cycloalkenyl of 4 to 7 carbons.

322. The composition of claim 321, wherein:

- 25 Ar¹ and Ar² are each independently selected from phenyl that is substituted or substituted with up to three substituents selected from halo, halo alkyl of 1 to 4 carbons or alkyl of 1 to 4 carbons;
 R² is alkylene of 1 to 3 carbon atoms; and
 R⁴ is alkyl of 1 to 8 carbon atoms.

- 30 323. The composition of claim 321, comprising 2—(2,2—diphenylpentyl)—1—azabicyclo[2.2.2]octane, 2—(2,2—diphenylhexyl)—1—azabicyclo[2.2.2]octane, 2—(2,2—diphenylpropyl)—1—azabicyclo-

— 281 —

[2.2.2]octane, 2-(2,2-diphenyloctyl)-1-azabicyclo[2.2.2]octane and 2-(2,2-diphenylheptyl)-1-azabicyclo[2.2.2]octane.

324. The composition of claim 253 that is formulated for local application to the eye.

5 325. The composition of claim 253 that is formulated as an aqueous suspension containing greater than about 1% by weight of the compound.

326 The composition of claim 253 that is formulated as an emulsion.

10 327. A combination, comprising a composition of claim 253 and a patch, sterile bandage, a bioadhesive or sterile gauze.

328. The composition of claim 253 in combination with one or more additional ingredients selected from antibacterials, antivirals, antifungals, anti-inflammatories, anti-glaucoma agents, anesthetics and
15 mixtures thereof.

329. The composition of claim 328 in combination with an antiviral agent.

330. The composition of claim 329, wherein the antiviral agent is selected from the group consisting of purines and pyrimidinones,
20 Acetylleucine Monoethanolamine, Acridinamine, Alkylisooxazoles, Amantadine, Amidinomycin, Cuminaldehyde Thiosemicarbazone, Foscarnet Sodium, Kethoxal, Lysozyme, Methisazone, Moroxydine, Podophyllotoxin, Ribavirin, Rimantadine, Stallimycin, Statolon, Thymosins, Tromantadine and Xenazoic Acid.

25 331. The composition of claim 328 in combination with an antifungal agent or antibacterial agent.

332. The composition of claim 331, wherein the agent is an antibacterial selected from the group consisting of Aminoglycosides, Amphenicols, Ansamycins, β -Lactams, Carbapenems, Cephalosporins,
30 Cephamycins, Monobactams, Oxacephems, Penicillins, Lincosamides,

—282—

Macrolides, Amphomycin, Bacitracin, Capreomycin, Colistin, Enduracidin, Enviomycin, Fusafungine, Gramicidin(s), Mikamycin, Polymyxin, Polymyxin, β -Methanesulfonic Acid, Pristinamycin, Ristocetin, Teicoplanin, Thiostrepton, Tuberactinomycin, Tyrocidine, Tyrothricin, 5 Vancomycin, Viomycin(s), Virginiamycin Zinc Bacitracin, Tetracyclines, Cycloserine, Mupirocin, Tuberin, 2,4-Diaminopyrimidines, Nitrofurans, Quinolones, Sulfonamides, Sulfones, Clofoctol, Hexedine, Magainins, Methenamine, Methenamine Anhydromethylene-citrate, Methenamine Hippurate, Methenamine Mandelate, Methenamine Sulfosalicylate, 10 Nitroxoline, Squalamine, and Xibornol.

333. The composition of claim 331, wherein the agent an antifungal selected from the group consisting of Polyenes, Allylamines, Imidazoles, Triazoles, Acrisorcin, Amorolfine, Biphenamine, Bromosalicylchloranilide, Buclosamide, Chlophenesin, Ciclopirox, 15 Cloxyquin, Coparaffinate, Diamthazole, Dihydrochloride, Exalamide, Flucytosine, Halethazole, Hexetidine, Loflucarban, Nifuratel, Potassium Iodide, Propionates, Propionic Acid, Pyrithione, Salicylanilide, Sulbentine, Tenonitrozole, Tolciclate, Tolindate, Tolnaftate, Tricetin, Ujotion, and Undecylenic Acid.

20 334. The composition of claim 328 in combination with an antiinflammatory agent.

335. The composition of claim 334, wherein the agent is selected from the group consisting of Corticosteroids, Aminoarylcarboxylic Acid Derivatives, Arylacetic Acid Derivatives, Arylbutyric Acid Derivatives, 25 Arylcarboxylic Acids, Arylpropionic Acid Derivatives, Pyrazoles, Pyrazolones, Salicylic Acid and derivatives thereof, Thiazinecarboxamides, ϵ -Acetamidocaproic Acid, S-Adenosylmethionine, 3—Amino—4—hydroxybutyric Acid, Amixetrine, Bendazac, Bucolome, Carbazones, Difenpiramide, Ditazol, Guaiazulene, Heterocylic Aminoalkyl Esters of 30 Mycophenolic Acid and derivatives thereof, Nabumetone, Nimesulide,

- 283 -

Orgotein, Oxaceprol, Oxazole derivatives, Paranyline, Pifoxime, 2-substituted-4,6-di-tertiary-butyl-s-hydroxy-1,3-pyrimidines, Proquazone and Tenidap.

336. The composition of claim 328 in combination with an
5 antiseptic.

337. The composition of claim 336, wherein the antiseptic is selected from the group consisting of Guanidines, Halogens/Halogen Compounds, Nitrofurans, Phenols, Quinolines, Boric Acid, Chloroazodin, m-Cresyl Acetate, Cupric Sulfate and Ichthammol.

10 338. The composition of claim 328 in combination with an antiviral agent.

339. The composition of claim 338, wherein the agent is selected from the group consisting of Purines/Pyrimidinones, Acetylleucine Monoethanolamine, Acridinamine, Alkylisooxazoles, Amantadine,
15 Amidinomyacin, Cuminaldehyde Thiosemicarbazone, Foscarnet Sodium, Kethoxal, Lysozyme, Methisazone, Moroxydine, Podophyllotoxin, Ribavirin, Rimantadine, Stallimycin, Statolon, Thymosins, Tromantadine and Xenazoic Acid.

340. The composition of claim 147 formulated for local
20 administration and containing greater than about 1% by weight of the compound.

341. The composition of claim 265 which contains the compound in an amount of greater than about 1 to about 10%.

342. The composition of claim 341 which contains the compound
25 in an amount of from about 2 to about 10%.

343. The composition of claim 342 which contains the compound in an amount of from about 2 to about 8%.

344. The composition of claim 343 which contains the compound in an amount of about 5%.

- 284 -

345. The composition of claim 344 wherein the compound is 4-(*p*-chlorophenyl)-4-hydroxy-N,N-dimethyl- α,α -diphenyl-1-piperidinebutyramide hydrochloride.

5 346. The composition of claim 265, wherein the vehicle is formulated for the prevention or treatment of a hyperalgesic condition associated with post-surgical recovery.

347. The composition of claim 346, wherein the surgery is selected from the group consisting of radial keratectomy, tooth extraction, lumpectomy, episiotomy, laparoscopy and arthroscopy.

10 348. The composition of claim 265, wherein the vehicle is formulated for administration to a joint area.

349. The composition of claim 265, wherein the vehicle is formulated for administration to a soft tissue area.

15 350. The composition of claim 349, wherein the vehicle is formulated for administration to a muscle, tendon, ligament or eye.

351. The composition of claim 350, wherein the vehicle is formulated for administration to a muscle, tendon or ligament.

20 352. The composition of claim 276 in combination with one or more additional active ingredients selected from antibacterials, antivirals, antifungals, anti-inflammatories, anti-glaucoma agents, anesthetics and mixtures thereof.

25 353. The composition of claim 265, wherein the vehicle comprises from greater than 0 to about 10 wt.% of a monobasic salt of phosphoric acid and from greater than 0 to about 10 wt.% of a dibasic salt of phosphoric acid.

354. The composition of claim 353, wherein the vehicle further comprises from greater than 0 to about 5 wt.% propylene glycol.

355. The composition of claim 354, wherein the vehicle comprises from greater than 0 to about 5 wt.% of the monobasic salt.

-285-

356. The composition of claim 355, wherein the vehicle comprises from about 0.1 to about 0.5 wt.% of the monobasic salt.

357. The composition of claim 356, wherein the vehicle comprises about 0.2 wt.% of the monobasic salt.

5 358. The composition of claim 354, wherein the vehicle comprises from about 0.1 to about 5 wt.% of the dibasic salt.

359. The composition of claim 358, wherein the vehicle comprises from about 0.5 to about 2 wt.% of the dibasic salt.

10 360. The composition of claim 359, wherein the vehicle comprises from about 1 to about 2 wt.% of the dibasic salt.

361. The composition of claim 360, wherein the vehicle comprises about 1.3 wt.% of the dibasic salt.

15 362. The composition of claim 354, wherein the vehicle further comprises from greater than 0 to about 10 wt.% of a tribasic salt of phosphoric acid.

363. The composition of claim 362, wherein the vehicle comprises from greater than 0 to about 5 wt.% of the tribasic salt.

364. The composition of claim 363, wherein the vehicle comprises from about 0.1 to about 1 wt.% of the tribasic salt.

20 365. The composition of claim 364, wherein the vehicle comprises about 0.6 wt.% of the tribasic salt.

366. The composition of claim 354, wherein the vehicle comprises from about 0.1 to less than about 5 wt.% propylene glycol.

25 367. The composition of claim 366, wherein the vehicle comprises from about 0.5 to about 2 wt.% propylene glycol.

368. The composition of claim 367, wherein the vehicle comprises about 1 wt.% propylene glycol.

30 369. The composition of claim 253 which comprises 4-(*p*-chlorophenyl)-4-hydroxy-N,N-dimethyl- α,α -di-phenyl-1-piperidinebutyramide hydrochloride.

-286-

370. The composition of claim 354 which comprises 4-(*p*-chlorophenyl)-4-hydroxy-N,N-dimethyl- α,α -diphenyl-1-piperidinebutyramide hydrochloride.

371. The composition of claim 353, wherein the vehicle comprises
5 two or more salts of phosphoric acid which are selected from the group consisting of a monobasic salt of phosphoric acid, a dibasic salt of phosphoric acid, and a tribasic salt of phosphoric acid.

372. The composition of claim 371, wherein the vehicle comprises a monobasic salt of phosphoric acid and a dibasic salt of phosphoric acid.

10 373. The composition of claim 265, wherein the vehicle comprises from greater than 0 to less than about 5 wt.% propylene glycol.

374. The composition of claim 354 which comprises 4-(*p*-chlorophenyl)-4-hydroxy-N,N-dimethyl- α,α -diphenyl-1-piperidinebutyramide hydrochloride in a vehicle comprising about 0.2
15 wt.% of a monobasic salt of phosphoric acid, about 1.3 wt.% of a dibasic salt of phosphoric acid, and about 1 wt.% of propylene glycol.

375. A method of preventing or treating peripheral hyperalgesia, comprising locally administering to a mammal in need of such prevention or treatment an effective amount of a composition of claim 253.

20 376. A method of preventing or treating peripheral hyperalgesia, comprising locally administering to a mammal in need of such prevention or treatment an effective amount of a composition of claim 254.

377. The method of claim 161, wherein the composition is applied locally.

25 378. The method of claim 377, wherein the aryl or heteroaryl groups in Ar¹, Ar², Ar³, Ar⁴, R⁴ and R⁷ are each unsubstituted or substituted with one to three aryl group substituents.

379. The method of claim 377, wherein the heteroaryl and heterocycle groups in Ar¹, Ar², Ar³, Ar⁴, R⁴ and R⁷ each contain one to
30 three heteroatoms.

— 287 —

380. The method of claim 377, wherein:

R^2 is alkylene of 1 to 3 carbons or alkenylene of 2 to 3 carbons;

m is 2;

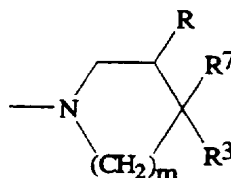
Ar^1 , Ar^2 and Ar^3 are each independently phenyl or pyridyl,

- 5 optionally substituted with up to three substituents selected from halo, halo lower alkyl or lower alkyl;

R^8 is hydrogen or alkyl of 1 to 3 carbon atoms; Ar^4 is indolyl, benzofuranyl, benzothienyl, isoquinoliny, quinoliny, benzimidazolyl, naphthyl, thienyl, furanyl, pyridinyl, thiazolyl or imidazolyl, each of which

- 10 is optionally substituted with halo, halo lower alkyl or lower alkyl;

R is hydrogen, lower alkyl, halo, halo lower alkyl or OR^9 , and is at the 3-position as follows:



R^9 is hydrogen, alkyl, arylalkyl, alkylcarbonyl, aminoalkyl,

- 15 alkylaminoalkyl or dialkylaminoalkyl, in which the alkyl groups are straight or branched chains of 1 to 6 carbons in the chain;

R^4 is selected from among:

(i) phenyl or pyridyl which are each optionally substituted with lower alkyl, halo lower alkyl or halo,

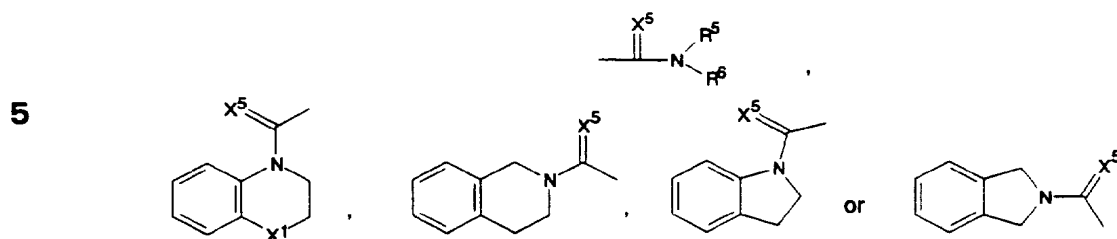
- 20 (ii) pyrrolidinyl, oxadiazolyl or triazolyl radicals, each of which is optionally substituted with 1 to 3 substituents independently selected from halo, halo lower alkyl or lower alkyl,

(iii) alkyl containing from 1 to 6 carbons, or

(iv)

25

- 288 -



10

R^5 and R^6 are independently selected from:

(a) hydrogen, lower alkyl, lower alkenyl, and aryl, each of which are unsubstituted or substituted with halo, halo lower alkyl or lower alkyl, or

15

(b) together with the nitrogen atom to which they are attached, form a piperidinyl, morpholinyl or pyrrolidinyl radical that is optionally substituted with halo, halo lower alkyl or lower alkyl; and

R^7 is selected from:

hydrogen;

20

-OH;

- $R^{14}OR^{13}$ in which R^{13} is hydrogen or lower alkyl, and R^{14} is methylene or ethylene;

- $CH_2NR^{15}R^{16}$ in which R^{15} is hydrogen, lower alkyl or lower alkanoyl and R^{16} is hydrogen or lower alkyl;

25

- OR^{15} ;

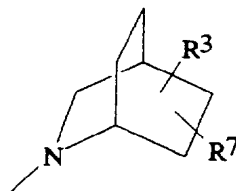
- $C(O)OR^{17}$ in which R^{17} is hydrogen, lower alkyl, alkenyl of 3 to 5 carbon atoms, pyridyl, phenyl, tolyl, ethylphenyl, butylphenyl or halophenyl or a sodium, potassium, calcium or ammonium ion.

381. The method of claim 377, wherein:

30

the azabicycloalkyl in M is

- 289 -



m is 2;

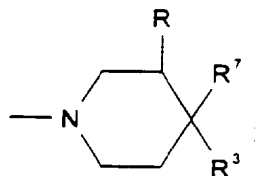
Ar¹, Ar² and Ar³ are each independently phenyl or pyridyl,
optionally substituted with up to three substituents selected from halo,
5 halo lower alkyl or lower alkyl;

R⁶ is hydrogen or alkyl of 1 to 3 carbon atoms;

Ar⁴ is indolyl, benzofuranyl, benzothienyl, isoquinolinyl, quinolinyl,
benzimidazolyl, naphthyl, thienyl, furanyl, pyridinyl, thiazolyl or imidazolyl,
each of which is optionally substituted with halo, halo lower alkyl or
10 lower alkyl;

R² is $-\text{CH}=\text{CH}-$, $-(\text{CH}_2)_2-$ or $-\text{CH}_2\text{CH}(\text{CH}_3)-$;

R is hydrogen, lower alkyl, halo lower alkyl, halo or OR⁹, and is at
the 3-position as follows:



15

R⁹ is selected from alkyl, arylalkyl, alkylcarbonyl, aminoalkyl,
alkylaminoalkyl or dialkylaminoalkyl, in which the alkyl groups are straight
or branched chain of 1 to 6 carbons;

R⁴ is selected from among:

20

(i) phenyl, pyridyl, which are each optionally substituted with
lower alkyl, halo lower alkyl or halo, or

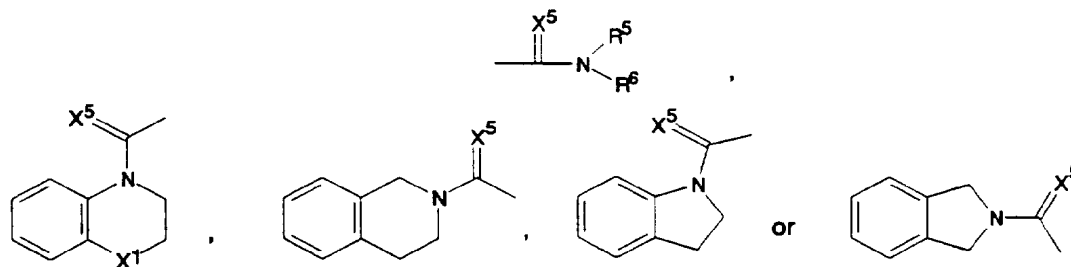
(ii) pyrrolidinyl, oxadiazolyl or triazolyl radicals, each of which
is unsubstituted or substituted with 1 to 3 substituents independently
selected from halo, halo lower alkyl or lower alkyl,

25

(iii) lower alkyl of 1 to 6 carbons, or

- 290 -

(iv)



R⁵ and R⁶ are independently selected from:

(a) hydrogen, lower alkyl, lower alkenyl or aryl, each of which is unsubstituted or substituted with halo, halo lower alkyl or lower alkyl, or

(b) together with the nitrogen atom to which each is attached, form a piperidinyl, morpholinyl or pyrrolidinyl radical that is unsubstituted or substituted with halo, halo lower alkyl or lower alkyl; and

R⁷ is selected from:

10 hydrogen;

—OH;

—R¹⁴OR¹³ in which R¹³ is hydrogen or lower alkyl, and R¹⁴ is methylene or ethylene;

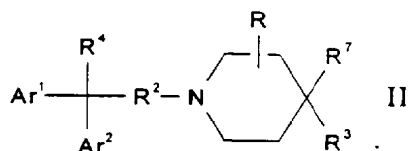
15 —CH₂NR¹⁵R¹⁶ in which R¹⁵ is hydrogen, lower alkyl or lower alkanoyl and R¹⁶ is hydrogen or lower alkyl;

—OR¹⁵;

—C(O)OR¹⁷ in which R¹⁷ is hydrogen, lower alkyl, alkenyl of 3 to 5 carbon atoms, pyridyl, phenyl, tolyl, ethylphenyl, butylphenyl or halophenyl, or a sodium, potassium, calcium or ammonium ion.

20 382. The method of claim 377 in which the compounds of formula (I) are of the formula:

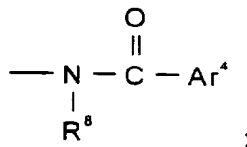
-291-



wherein:

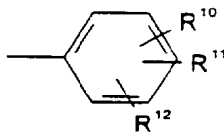
- Ar¹ and Ar² are each independently selected from a 6- to 10-membered aryl ring system and a 5- to 10-membered heteroaryl ring system, wherein the aryl and heteroaryl ring systems are each optionally substituted with up to three aryl group substituents;

R³ is Ar³ or



- Ar³ is a 6- to 10-membered aryl ring system or a 5- to 10-membered heteroaryl ring system, wherein the aryl and heteroaryl ring systems are each optionally substituted with up to three substituents selected from halo, lower alkyl and halo lower alkyl;

- Ar⁴ is thienyl, furanyl, pyridinyl, thiazolyl or imidazolyl, each of which is optionally substituted with halo, lower alkyl or halo lower alkyl, or Ar⁴ is a radical of the formula:



- R¹⁰, R¹¹ and R¹² are each independently selected from hydrogen, alkyl, alkyloxy, halo, haloalkyl, hydroxy, cyano, nitro, amino, alkylamino, di(alkyl)amino, aminocarbonyl, arylcarbonylamino, alkylcarbonylamino, alkylcarbonyl, alkylcarbonyloxy, aminosulfonyl, alkylsulfinyl, alkylsulfonyl, alkylthio, mercapto, C₃₋₆alkenyloxy, C₃₋₆alkynyloxy, arylalkyloxy, aryloxy or alkyl, in which each group is optionally substituted with up to four substituents selected from halo, halo alkyl and alkyl, and the alkyl groups are straight or branched chains of 1 to 6 carbon atoms;

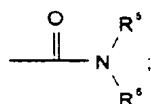
—292—

R² is straight or branched chain alkyl of 1 to 12 carbons;

R is hydrogen, alkyl or OR⁹;

R⁹ is alkyl, arylalkyl, alkylcarbonyl, aminoalkyl, alkylaminoalkyl or dialkylaminoalkyl, in which the alkyl groups are straight or branched chain
 5 of 1 to 6 carbon atoms;

R⁴ is phenyl, pyridyl, cyano or:



R⁵ and R⁶ are independently selected from:

(i) hydrogen, straight or branched chain alkyl of 1 to 3
 10 carbons or alkenyl of 2 to 4 carbons and 1 double bond; or

(ii) together with the nitrogen atom to which they are attached, form a heterocycle selected from pyrrolidinyl, piperidinyl, alkylpiperidinyl, morpholinyl, oxadiazolyl and triazolyl radicals, each of which is optionally substituted with one or more substituents selected
 15 from halo, halo lower alkyl, hydroxy and lower alkyl;

R⁷ is —H, —OH, —C(O)OR¹⁷ in which R¹⁷ is hydrogen or lower alkyl, —C(O)H or —R¹⁴OR¹³ in which R¹³ is hydrogen, alkyl of 1 to 4 carbons, or alkanoyl of 2 or 3 carbon atoms, and R¹⁴ is methylene or ethylene; and

20 R⁸ is hydrogen or straight or branched chain alkyl containing from 1 to 3 carbon atoms.

383. The method of claim 382, wherein the vehicle comprises from greater than 0 to about 10 wt.% of a monobasic salt of phosphoric acid and from greater than 0 to about 10 wt.% of a dibasic salt of
 25 phosphoric acid.

384. The method of claim 383, wherein the vehicle further comprises from greater than 0 to about 5 wt.% propylene glycol.

385. A method of claim 384, wherein the vehicle comprises from greater than 0 to about 5 wt.% of the monobasic salt.

-293-

386. The method of claim 385, wherein the vehicle comprises from about 0.1 to about 0.5 wt.% of the monobasic salt.
387. The method of claim 386, wherein the vehicle comprises about 0.2 wt.% of the monobasic salt.
- 5 388. The method of claim 383, wherein the vehicle comprises from about 0.1 to about 5 wt.% of the dibasic salt.
389. The method of claim 388, wherein the vehicle comprises from about 0.5 to about 2 wt.% of the dibasic salt.
390. The method of claim 389, wherein the vehicle comprises
10 from about 1 to about 2 wt.% of the dibasic salt.
391. The method of claim 390, wherein the vehicle comprises about 1.3 wt.% of the dibasic salt.
392. The method of claim 383, wherein the vehicle further comprises from greater than 0 to about 10 wt.% of a tribasic salt of
15 phosphoric acid.
393. The method of claim 392, wherein the vehicle comprises from greater than 0 to about 5 wt.% of the tribasic salt.
394. The method of claim 393, wherein the vehicle comprises from about 0.1 to about 1 wt.% of the tribasic salt.
- 20 395. The method of claim 394, wherein the vehicle comprises about 0.6 wt.% of the tribasic salt.
396. The method of claim 384, wherein the vehicle comprises from about 0.1 to less than about 5 wt.% propylene glycol.
397. The method of claim 397, wherein the vehicle comprises
25 from about 0.5 to about 2 wt.% propylene glycol.
398. The method of claim 397, wherein the vehicle comprises about 1 wt.% propylene glycol.
399. The method of claim 383 which comprises topically administering to the mammal a composition comprising

-294-

4-(*p*-chlorophenyl)-4-hydroxy-N,N-dimethyl- α,α -diphenyl-1-piperidinebutyramide or a salt or N-oxide thereof.

400. The method of claim 399, wherein the salt comprises the hydrochloride salt.

5 401. The method of claim 399, wherein the salt comprises a quaternary ammonium salt.

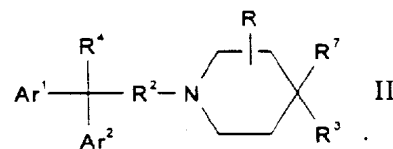
402. The method of Claim 384, wherein the vehicle comprises two or more salts of phosphoric acid which are selected from the group consisting of a monobasic salt of phosphoric acid, a dibasic salt of
10 phosphoric acid, and a tribasic salt of phosphoric acid.

403. The method of claim 402, wherein the vehicle comprises a monobasic salt of phosphoric acid and a dibasic salt of phosphoric acid.

404. The method of claim 384, wherein the vehicle comprises from greater than 0 to less than about 5 wt.% propylene glycol.

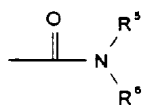
15 405. The method of claim 384 which comprises topically administering to the mammal a composition comprising 4-(*p*-chlorophenyl)-4-hydroxy-N,N-dimethyl- α,α -diphenyl-1-piperidinebutyramide, or a salt or N-oxide thereof, in a vehicle which comprises about 0.2 wt.% of a monobasic salt of phosphoric acid, about 1.3 wt.%
20 of a dibasic salt of phosphoric acid, and about 1 wt.% of propylene glycol.

406. The method of claim 382 in which the compounds of formula (I) are of the formula:



25 wherein:

R⁴ is phenyl, pyridyl, cyano or



R⁵ and R⁶ are independently selected from:

-295-

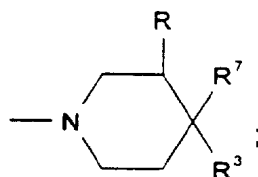
(i) hydrogen, lower alkyl, phenyl or lower alkenyl, or
 (ii) together with the nitrogen atom to which they are
 attached form a heterocycle selected from 1,3,4-oxadiazolyl,
 4-morpholinyl, or di(C₁-C₆ alkyl)-morpholinyl;

5 R² is -(CH₂)₂- or -CH₂CH(CH₃)-;

R⁷ is -OH, -C(O)OR¹⁷ in which R¹⁷ is hydrogen, methyl or ethyl,
 or -C(O)H;

R is hydrogen, lower alkyl, -C(O)H, or -C(O)OH and is at the
 3-position as follows:

10



and

R³ is phenyl or halo-substituted phenyl.

407. The method of claim 406, wherein:

R⁷ is -OH, -C(O)OH or -C(O)OCH₂CH₃;

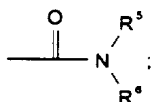
15 R³ is phenyl optionally substituted with alkyl, alkoxyalkyl, halo or
 trifluoroalkyl;

R is hydrogen or alkyl of 1 to 3 carbon atoms;

R² is lower alkylene;

R⁴ is phenyl, pyridyl or:

20



R⁵ and R⁶ are independently selected from:

(i) hydrogen, alkyl, phenyl, phenylalkyl or 2-propenyl, in
 which the alkyl groups are lower alkyl; or

(ii) together with the nitrogen to which they are attached
 25 form pyrrolidinyl, piperidinyl, C₁-C₆ alkylpiperidinyl, 4-morpholinyl or
 2,6-di(C₁-C₆ alkyl)morpholinyl; and

Ar¹ and Ar² are independently selected from phenyl or pyridyl.

-296-

408. The method of claim 407, wherein:

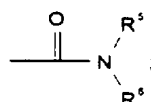
R is hydrogen or methyl;

R³ is phenyl optionally substituted with alkyl, alkoxyalkyl, halo or trifluoroalkyl;

5 R² is alkylene containing from 1 to 4 carbons;

Ar¹ and Ar² are independently phenyl that is unsubstituted or substituted with lower alkyl, alkoxy lower alkyl, halo or halo lower alkyl;

R⁴ is cyano or:



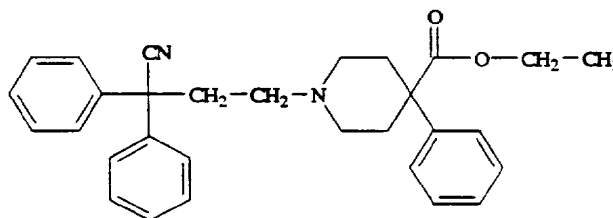
10 R⁵ and R⁶ are independently selected from:

(i) hydrogen, lower alkyl, phenyl, phenyl lower alkyl or 2-propenyl; or

(ii) together with the nitrogen atom to which they are attached, form pyrrolidinyl, piperidinyl, C₁-C₆ alkylpiperidinyl,

15 4-morpholinyl or 2,6-di(C₁-C₆ alkyl) morpholinyl.

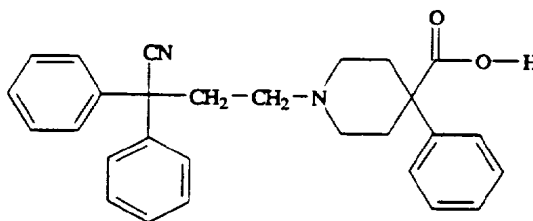
409. The method of claim 408 in which the compound of formula (I) is 1-(3-cyano-3,3-diphenylpropyl)-4-phenyl-4-piperidinecarboxylic acid ethyl ester and has the following formula:



20 or a salt or N-oxide thereof.

410. The method of claim 408 in which the compound of formula (I) is 1-(3-cyano-3,3-diphenylpropyl)-4-phenyl-piperidinecarboxylic acid that has the following formula

-297-



or a salt or N-oxide thereof.

411. The method of claim 382, wherein:

5

Ar¹ and Ar² are phenyl,

R is hydrogen or methyl,

R² is -(CH₂)₂- or -CH₂CH(CH₃)-,

R⁵ and R⁶ are independently methyl or ethyl or, together with the nitrogen to which they are attached, form pyrrolidinyl or piperidinyl;

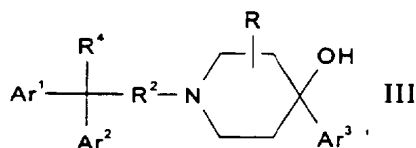
10

R³ is unsubstituted phenyl, 4-chlorophenyl, 4-bromophenyl, 4-fluorophenyl, 3,4-di-halophenyl or 3-trifluoromethylphenyl; and

R⁷ is -OH.

412. The method of claim 379, wherein the compounds of formula (I) are of the formula:

15



wherein:

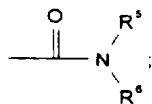
Ar¹ and Ar² are each independently a 6- to 10-membered aryl ring system or a 5- to 10-membered heteroaryl ring system, wherein the aryl and heteroaryl ring systems are optionally substituted with up to three substituents selected from halo, alkyl and haloalkyl;

20

R² is straight or branched chain alkylene of 1 to 12 carbon atoms, or straight or branched chain alkenylene of 2 to 12 carbon atoms containing one double bond;

R is hydrogen, alkyl, halo lower alkyl or halo;

-298-

R⁴ is:R⁵ and R⁶ are independently selected from:

(i) hydrogen, straight or branched chain alkyl or straight or
 5 branched chain alkenylene, or

(ii) together with the nitrogen atom to which they are attached, they form a 3- to 10-membered heterocyclic ring containing one or two heteroatoms; and

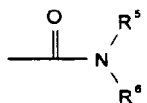
Ar³ is a 6- to 10-membered aryl ring system or a 5- to 10-
 10 membered heteroaryl ring system containing one or more heteroatoms, wherein the aryl and heteroaryl ring systems are optionally substituted with one or more aryl group substituents.

413. The method of claim 412, wherein:

Ar¹ and Ar² are each independently selected from phenyl that is
 15 optionally substituted with up to three substituents selected from halo, halo alkyl or alkyl in which the alkyl groups are straight or branched chains of 1 to 6 carbons;

R² is straight or branched chain alkylene of 1 to 3 carbons or alkenyl of 2 to 3 carbons containing one double bond;

20 R is hydrogen, lower alkyl, halo lower alkyl or halo, and is in the 3-position;

R⁴ is:R⁵ and R⁶ are independently selected from:

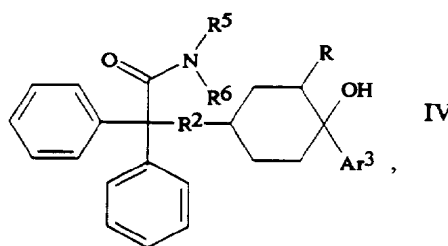
25 (i) hydrogen, alkyl or alkenyl, in which the carbon chains are straight or branched chain of 1 to 6 carbons, or

- 299 -

(ii) together with the nitrogen atom to which they are attached, they form pyrrolidinyl, piperidinyl, alkylpiperidinyl, morpholinyl, or di(C₁-C₆ alkyl)-morpholinyl; and

Ar³ is a 6- to 10-membered aryl ring system that is unsubstituted
 5 or substituted with up to three substituents selected from halo, halo lower alkyl and lower alkyl.

414. The method of claim 379 in which the compounds of formula (I) are of the formula:



10 wherein:

Ar³ is phenyl that is optionally substituted with halo; and
 R² is alkylene containing 1 to 3 carbon atoms.

415. The method of claim 411, wherein the compound is selected from compounds in which:

15 (i) Ar¹ and Ar² are phenyl, R is hydrogen, R² is -(CH₂)₂-, R⁵ and R⁶, together with the nitrogen to which they are attached, form pyrrolidine, and R³ is 4-chlorophenyl or 3,4-dichlorophenyl:

(ii) Ar¹ and Ar² are phenyl, R is hydrogen, R² is -(CH₂)₂-, R⁵ and R⁶, together with the nitrogen to which they are attached, form

20 piperidinyl, and R³ is phenyl;

(iii) Ar¹ and Ar² are phenyl, R² is -(CH₂)₂-, R is hydrogen, R⁵ and R⁶ are methyl and R³ is 4-bromophenyl;

(iv) Ar¹ and Ar² are phenyl, R² is -(CH₂)₂-, R is hydrogen, R⁵ is methyl, R⁶ is ethyl and R³ is 4-chlorophenyl;

25 (v) Ar¹ and Ar² are phenyl, R² is -CH₂CH(CH₃)-, R is hydrogen, R⁵ and R⁶ are methyl and R³ is 4-fluorophenyl; and

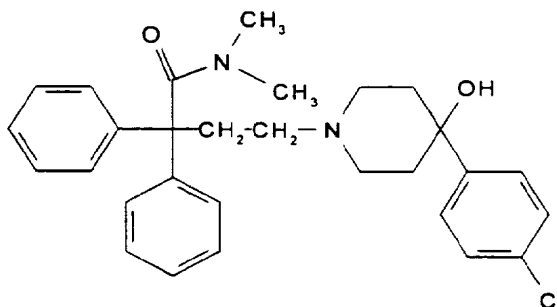
-300-

(vi) Ar¹ and Ar² are phenyl, R² is -(CH₂)₂-, R is 4-methyl, R⁵ and R⁶ are methyl and R³ is 3-trifluoromethylphenyl or phenyl.

416. The method of claim 379, comprising a compound selected from 1-[4-(4-hydroxy-4-phenyl-1-piperidino)-2,2-diphenylbutyryl]-
 5 piperidine; 4-{4-[4-hydroxy-4-(3-trifluoromethylphenyl)-1-piperidino]-2,2-diphenylbutyryl}morpholine; 1-{4-[4-hydroxy-4-(3-trifluoromethylphenyl)-1-piperidino]-2,2-diphenylbutyl}piperidine;
 4-(*p*-chlorophenyl)-4-hydroxy-N,N-,*γ*-trimethyl-*α,α*-diphenyl-1-piperidine-1-butylamide; 4-(*p*-chlorophenyl)-4-hydroxy-
 10 N,N-dimethyl-*α,α*-diphenyl-1-piperidine-1-butylamide (loperamide); 4-(3,4-dichlorophenyl)-N,N-diethyl-4-hydroxy-*α,α*-diphenyl-1-piperidine-1-butylamide; 4-(3,4-dichlorophenyl)-4-hydroxy-N,N-dimethyl-*α,α*-diphenyl-1-piperidine-1-butylamide;
 4-(4-chloro-3-trifluoromethylphenyl)-4-hydroxy-N,N-dimethyl-*α,α*-diphenyl-1-piperidine-1-butylamide; 4-(*p*-fluorophenyl)-4-hydroxy-N,N-,*γ*-trimethyl-*α,α*-diphenyl-1-piperidine-1-butylamide;
 15 4-(*p*-bromophenyl)-4-hydroxy-N,N-dimethyl-*α,α*-diphenyl-1-piperidine-1-butylamide; 1-{4-[4-(3,4-dichlorophenyl)-4-hydroxy-piperidino]-2,2-diphenylbutyryl}pyrrolidine; or 4-(*p*-chlorophenyl)-N-ethyl-4-hydroxy-N-methyl-*α,α*-diphenyl-1-piperidine-1-butylamide.
 20 butylamide.

417. The method of claim 382, wherein the composition comprises 4-(*p*-chlorophenyl)-4-hydroxy-N,N-dimethyl-*α,α*-diphenyl-1-piperidinebutylamide that has the formula:

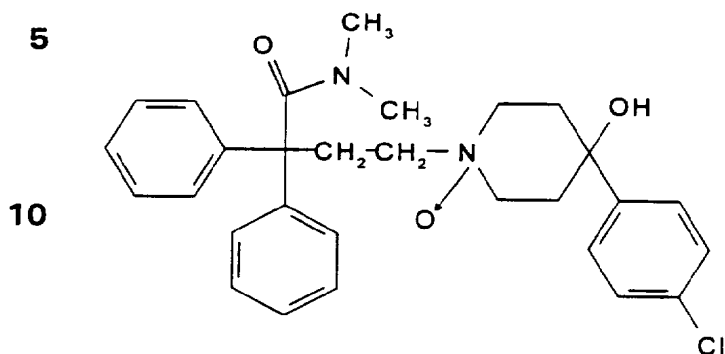
25



or a salt or N-oxide thereof.

- 301 -

418. The method of claim 382, wherein the composition comprises 4-(*p*-chlorophenyl)-4-hydroxy-N,N-dimethyl- α,α -diphenyl-1-piperidinebutyramide, N-oxide that has the formula:



419. The method of claim 382, wherein the composition comprises 4-(*p*-chlorophenyl)-4-hydroxy-N,N-dimethyl- α,α -diphenyl-1-piperidinebutyramide hydrochloride.

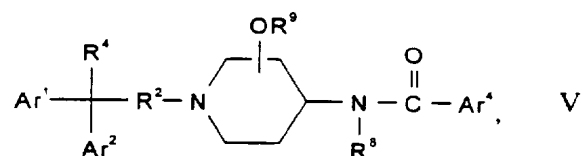
420. A method of preventing or treating pain or irritation associated with hyperalgesia, comprising locally applying to a mammal in need of such prevention or treatment an effective amount of a 4-(*p*-chlorophenyl)-4-hydroxy-N,N-dimethyl- α,α -diphenyl-1-piperidinebutyramide hydrochloride, wherein the amount is effective to treat or prevent the hyperalgesia.

20

421. The method of claim 420, wherein the administration is effected intra-articularly.

25

422. The method of claim 379 in which the compounds of formula (I) are of the formula:



wherein:

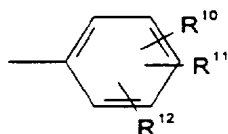
Ar¹ and Ar² are each independently selected from a 6- to 10-membered aryl ring system and a 5- to 10-membered heteroaryl ring system containing one or more heteroatoms, wherein the aryl and

—302—

heteroaryl ring systems are each optionally substituted with up to three aryl group substituents;

Ar^4 is thienyl, furanyl, pyridinyl, thiazolyl or imidazolyl, each of which is optionally substituted with halo, or Ar^4 is a radical of the

5 formula:



10

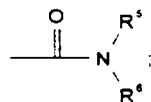
R^{10} , R^{11} and R^{12} are each independently selected from hydrogen, alkyl, alkyloxy, halide, hydroxy, cyano, nitro, amino, alkylamino, di(alkyl)amino, aminocarbonyl, arylcarbonylamino, alkylcarbonylamino, alkylcarbonyl, alkylcarbonyloxy, aminosulfonyl, alkylsulfinyl, alkylsulfonyl, 15 alkylthio, mercapto, C_{3-6} alkenyloxy, C_{3-6} alkynyloxy, arylalkyloxy, aryloxy or alkyl, in which each group is unsubstituted or substituted with up to 4 halo atoms, and the alkyl groups are straight or branched chains of 1 to 6 carbon atoms;

R^2 is straight or branched chain alkylene of 1 to 6 carbon atoms;

20

R^9 is alkyl, arylalkyl, alkylcarbonyl, aminoalkyl, alkylaminoalkyl or dialkylaminoalkyl in which the alkyl groups are straight or branched chains of 1 to 6 carbon atoms in the chain:

R^4 is:



25

R^5 and R^6 are independently selected from:

(i) from hydrogen, aryl containing 6 to 10 members in the ring, straight or branched chain alkyl of 1 to 6 carbon atoms, or straight or branched chain alkenyl of 2 to 6 carbons and 1 or 2 double bonds, or

(ii) together with the nitrogen atom to which they are

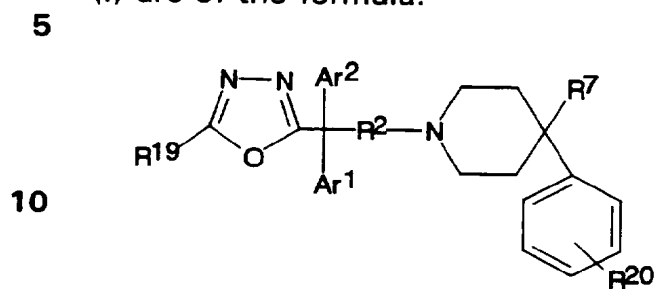
30

attached, R^5 and R^6 form a 3- to 7-membered heterocyclic ring containing one or two heteroatoms selected from O and N;

- 303 -

R^8 is hydrogen or straight or branched chain alkyl of 1 to 6 carbons.

423. The method of claim 379 in which the compounds of formula (I) are of the formula:



15 wherein:

Ar¹ and Ar² are each independently selected from a 6- to 10-membered aryl ring system and a 5- to 10-membered heteroaryl ring system containing 1 to 3 oxygen, nitrogen or sulfur atoms, wherein the aryl and heteroaryl ring systems are optionally substituted with up to

20 three aryl group substituents;

R² is straight or branched chain alkylene of 1 to 12 carbon atoms or alkenylene of 2 to 4 carbon atoms;

R⁷ is -R¹⁴OR¹³ in which R¹³ is hydrogen, lower alkyl, or alkanoyl containing 2 to 5 carbon atoms, and R¹⁴ is lower alkylene or lower

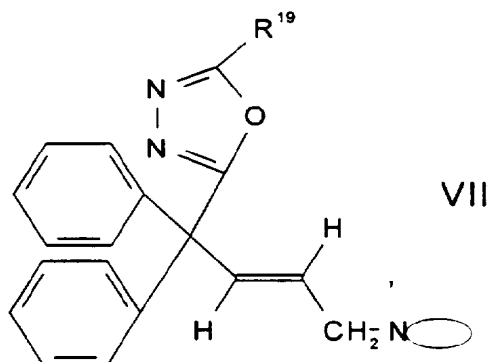
25 alkenylene;

R¹⁹ is hydrogen or lower alkyl; and

R²⁰ is hydrogen, halo, halo lower alkyl or lower alkyl.

424. The method of claim 379 in which the compounds of formula (I) are of the formula:

—304—

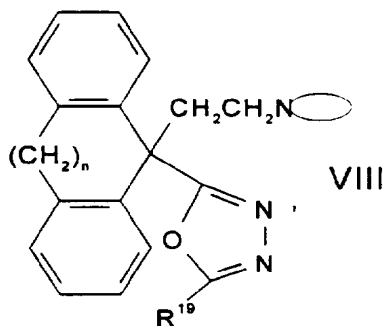


wherein:

R^{19} is lower alkyl; the configuration of the double bond is trans;

and —N (represented by an oval) is a tertiary amine selected from azabicycloalkyl containing 5 from 6 to 9 carbon atoms with at least 5 atoms in each ring.

425. The method of claim 379 in which the compounds of formula (I) are of the formula:



10 wherein:

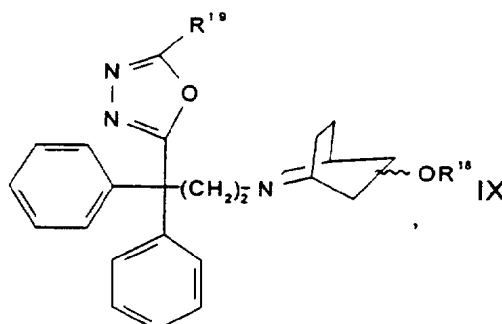
R^{19} is lower alkyl; n is an integer from 1 to 3, and

—N (represented by an oval) is a tertiary amine selected from azabicycloalkyl containing from 6 to 9 carbon atoms with at least 5 atoms in each ring.

426. The method of claim 378 in which the compounds of formula (I) have formula (IX):

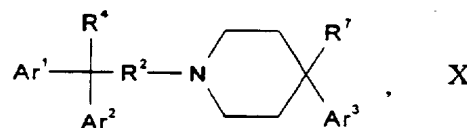
15

-305-



- wherein: R¹⁹ is lower alkyl; R¹⁸ is hydrogen or lower alkanoyl containing 2 to 7 carbon atoms and is attached at the 5 or 6 position in either the
- 5 endo or exo configuration.

427. The method of claim 379 in which the compounds of formula (I) are of the formula:



- 10 wherein:

Ar¹, Ar², and Ar³ are each independently selected from a 6 to 10-membered aryl ring system optionally substituted with up to three substituents selected from halo, halo lower alkyl and lower alkyl;

- R² is straight or branched chain alkylene of 1 to 6 carbons or
- 15 alkenylene of 2 to 4 carbons;

- R⁴ is a 6 to 10-membered aryl ring system or a 5 to 10-membered heteroaryl ring system containing 1 to 3 oxygen, nitrogen or sulfur atoms, wherein the aryl and heteroaryl ring systems are optionally substituted with one or more substituents selected from halo, halo lower alkyl and
- 20 lower alkyl; and

R⁷ is selected from:

—CH₂NR¹⁵R¹⁶ in which R¹⁵ is hydrogen, lower alkyl or lower alkanoyl and R¹⁶ is hydrogen or lower alkyl; or

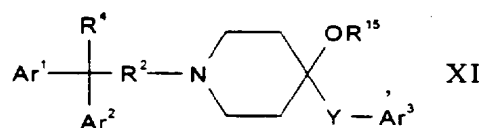
—306—

—C(O)OR¹⁷ in which R¹⁷ is hydrogen, alkyl of 1 to 7 carbons, alkenyl of 3 to 7 carbon atoms, aryl or heteroaryl, or an alkali metal or alkaline earth metal salt; and

—R¹⁴OR¹³ in which R¹³ is hydrogen, alkyl of 1 to 4 carbons or alkanoyl of 2 to 5 carbon atoms, and R¹⁴ is alkylene of 1 to 4 carbons.

428. The method of claim 427, wherein Ar¹, Ar², and Ar³ are each independently phenyl that is optionally substituted with one or two substituents selected from halo, halo lower alkyl and lower alkyl and R⁴ is phenyl that is optionally substituted with one or two substituents selected from halo, halo lower alkyl and lower alkyl, or pyridyl.

429. The method of claim 379 in which the compounds of formula (I) are of the formula:



wherein:

Ar¹, Ar² and Ar³ are each independently selected from a 6- to 10-membered ring system that is optionally substituted with up to three substituents selected from halo, lower alkyl and halo lower alkyl;

R² is straight or branched alkylene of 1 to 6 carbon atoms or alkenylene of 2 to 4 carbons;

R⁴ is a 6 to 10-membered aryl ring system or a 5 to 10-membered heteroaryl ring system, optionally substituted with up to three substituents selected from halo, lower alkyl and halo lower alkyl;

R¹⁵ is hydrogen, alkyl of 1 to 12 carbons or alkanoyl of 2 to 12 carbons; and

Y is alkylene of 1 to 3 carbons.

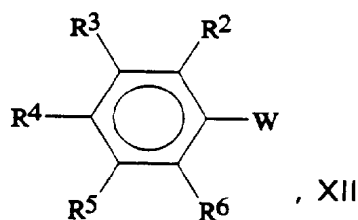
430. The method of claim 429, wherein:

Ar¹, Ar² and Ar³ are each independently selected from phenyl that is optionally substituted with one or two substituents selected from halo, lower alkyl and halo lower alkyl; and

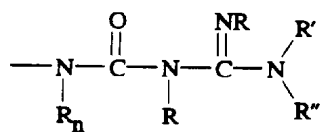
- 307 -

R⁴ is phenyl that is optionally substituted with one or two substituents selected from halo, lower alkyl and halo lower alkyl.

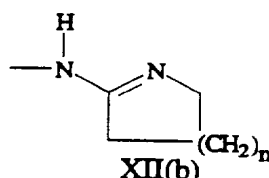
431. The method of claim 379 in which the compounds of formula (I) are amidinoureas or 2-[(aminophenyl and amidophenyl)amino]-1-azacycloalkanes of the formula:



where W is

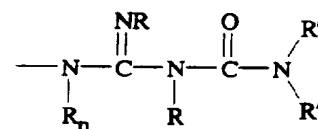


XII(a)



XII(b)

or



XII(c)

wherein:

- 10 (i) when W is XII(a) or XII(c), then R², R³, R⁴, R⁵ and R⁶, which are the same or different, are each independently selected from: hydrogen, halo, lower alkyl, halo lower alkyl, nitro, lower alkoxy, hydroxy, aryl lower alkoxy, acyloxy, cyano, halo lower alkoxy or lower alkyl sulfonyl; R is hydrogen or lower alkyl; R' and R'' are hydrogen, alkyl, cycloalkyl or
- 15 arylalkyl; R' and R'' together form a 5 to 7 membered ring which includes 0 to 2 heteroatoms selected from N, O or S; R_n is hydrogen or lower alkyl, provided that at least one of R, R' and R'' is other than hydrogen; and
- (ii) when W is XII(b), n is 1 to 3;
- 20 R², R³ and R⁶ are independently selected from hydrogen, alkyl of 1 to 6 carbon atoms, or halogen; with the proviso that R² and R⁶ are not hydrogen at the same time; and one of R⁴ and R⁵ is hydrogen, alkyl of 1 to 6 carbon atoms, or halogen and the other is of the formula -NR⁸R⁷ in which R⁸ and R⁷, which are the same or different, are selected from
- 25 among hydrogen, alkyl of 1 to 6 carbon atoms, alkoxy carbonyl of 2 to 7 carbon atoms, aryloxy carbonyl of 6 to 12 carbon atoms, alkyl carbonyl of

—308—

2 to 7 carbon atoms, arylcarbonyl of 6 to 12 carbon atoms, hydroxyalkoxycarbonyl of 3 to 7 carbon atoms, or haloalkylcarbonyl of 2 to 7 carbon atoms, or R⁸ and R⁷ are taken together to form $-(CH_2)_p-$, where p is 4 or 5, or $-(CH_2)_mCO-$, and m is 3 or 4.

5 432. The method of claim 382 which comprises preventing or treating a hyperalgesic condition associated with post-surgical recovery.

433. The method of claim 432, wherein the surgery is selected from the group consisting of radial keratectomy, tooth extraction, lumpectomy, episiotomy, laparoscopy and arthroscopy.

10 434. The method of claim 382 which comprises administering the composition to a joint area.

435. The method of claim 382 which comprises administering the composition to a soft tissue area.

15 436. The method of claim 435, wherein the soft tissue area is selected from the group consisting of a muscle, tendon, ligament and eye.

437. The method of claim 435, wherein the soft tissue area is selected from the group consisting of a muscle, tendon and ligament.

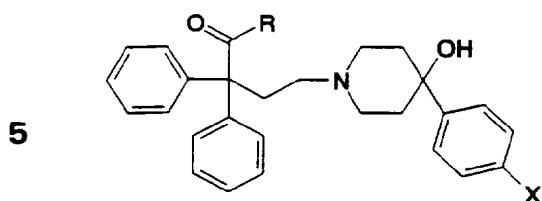
20 438. A kit, comprising: a composition of any of claims 1-156 or any of claims 253-374, and a package containing one or more dressings for a wound comprising bandages, bandaids, patches or sterile gauze.

439. The kit of claim 438, further comprising compositions containing one or more active ingredients selected from antibacterials, antivirals, antifungals, antiinflammatories, antiglaucoma agents, anesthetics and mixtures thereof.

25 440. The composition of claim 1, wherein the at least one compound is selected from compounds of formula XIII:

30

— 309 —



wherein: X is halo or hydrogen, and R is selected from:

10

$$\text{NHCH}_3;$$


15



20



the composition is formulated for single dosage administration for topical or local administration; and

the amount is effective for treating or preventing hyperalgesia.

25

441. The composition of claim 1, wherein the compound is 1-(3-cyano-3,3-diphenylpropyl)-4-phenyl-4-piperidinecarboxylic acid.

442. The composition of claim 12, further comprising a vasoconstrictor.

30 443. The composition of claim 163, further comprising a vasoconstrictor.

444. The composition of claim 258, further comprising a vasoconstrictor.

—310—

445. The composition of claim 377, further comprising a vasoconstrictor.

446. The composition of any of claims 442 and 443 wherein the vasoconstrictor is an α -agonists.

5 447. The composition of claim 446, wherein the vasoconstrictor is epinephrine.

448. The composition of claim 444 or claim 445, wherein the vasoconstrictor is epinephrine.

10 449. The composition of claim 445, wherein the vasoconstrictor is epinephrine.

450. The composition of any of claims 442-444, wherein the vasoconstrictor is selected epinephrine, norepinephrine, pseudoephedrine, phenylephrine, oxymetazoline, propylhexedrine, naphazoline, tetrahydro-
15 lozine, xylometazoline, ethylnorepinephrine, methoxamine, phenylhexedrine, mephentermine, metaraminol, dopamine, dipivefrin, norphedrine and ciraxzoline.

451. The composition of claim 12, wherein: R¹³ is hydrogen or lower alkyl or alkanoyl having 2 to 5 carbon atoms; R¹⁴ is methyl or ethylene; R¹⁹ is hydrogen or methyl; R²⁰ is hydrogen, halo or methyl, R² is
20 —(CH₂)₂—; and Ar¹ is phenyl.

452. The composition of claim 451 comprising 5-[1,1-diphenyl-3-(4-phenyl-4-methanoldpiperidino)propyl]-2-methyl-1,3,4-oxadiazole.

453. The composition of claim 42, wherein the azabicycloalkyl is selected from 7-azabicyclo[2.2.1]hept-7-yl, 2-azabicyclo[2.2.2]oct-2-yl, 2-
25 azabicyclo[3.2.1]oct-2-yl, 3-azabicyclo[3.2.1]oct-3-yl, 6-azabicyclo[3.2.1]oct-6-yl, 3-azabicyclo[3.2.2]non-3-yl, 8-azabicyclo[4.3.0]-non-8-yl, 2-azabicyclo[3.2.2]non-2-yl, 2-azabicyclo[3.3.1]non-2-yl, 3-azabicyclo[3.3.1]non-3-yl, 2-azabicyclo[4.3.0]non-3-yl, 7-azabicyclo[4.3.0]non-7-yl, 8-azabicyclo[4.3.1]dec-8-yl, 2-azabicyclo[4.4.0]-dec-2-yl, and 7-azabicy-

30 clo[4.2.2]dec-7-yl, and —N.

- 311 -

454. The composition of claim 42, comprising 5-[1,1-diphenyl-4-(2-azabicyclo[2.2.2]oct-2-yl)but-2-trans-en-1-yl]-2-methyl-1,3,4-oxadiazole.

455. The composition of claim 48, wherein: R¹⁹ is alkyl containing 1 to 3 carbon atoms, and R¹⁸ is hydrogen or lower alkanoyl containing 2
5 or 3 carbon atoms.

456. The composition of claim 48, comprising one or more compounds selected from among: 5-[1,1-diphenyl-3-(exo-5-hydroxy-2-azabicyclo[2,2.-2]oct-2-yl)-propyl]-2-methyl-1,3,4-oxadiazole; 5-[1,1-diphenyl-3-(exo-5-acetoxy-2-azabicyclo[2.2.-2]oct-2-yl)-propyl]-2-methyl-1,3,4-oxadiazole; 5-[1,1-diphenyl-3-(endo-5-acetoxy-2-azabicyclo[2.2.-2]oct-2-yl)-propyl]-2-methyl-1,3,4-oxadiazole; 5-[1,1-diphenyl-3-(endo-5-hydroxy-2-azabicyclo[2.2.-2]oct-2-yl)-propyl]-2-methyl-1,3,4-oxadiazole; 5-[1,1-diphenyl-3-(endo-6-acetoxy-2-azabicyclo[2.2.-2]oct-2-yl)-propyl]-2-methyl-1,3,4-oxadiazole; 5-[1,1-diphenyl-3-(endo-6-hydroxy-2-azabicyclo[2.2.-2]oct-2-yl)-propyl]-2-methyl-1,3,4-oxadiazole; 5-[1,1-diphenyl-3-(exo-6-acetoxy-2-azabicyclo[2.2.-2]oct-2-yl)-propyl]-2-methyl-1,3,4-oxadiazole; and 5-[1,1-diphenyl-3-(exo-6-hydroxy-2-azabicyclo[2.2.-2]oct-2-yl)-propyl]-2-methyl-1,3,4-oxadiazole.

457. Use of the composition of any of claims 1-156 or any of
20 claims 253-374, 440-456 for the formulation of a medicament for treating or preventing hyperalgesia.

458. Use of the composition of any of claims 1-156, 440-442, 446, and 452-456 or the formulation of a medicament for topical application for treating or preventing hyperalgesia.

459. Use of the composition of any of claims 253-374, 440, 441, 444, 445, and 448 for the formulation of a medicament for local application for treating or preventing hyperalgesia.

460. The use of any of claims 458-459, wherein the compound is 4-(*p*-chlorophenyl)-4-hydroxy-N-N-dimethyl- α,α -diphenyl-1-piperidine-1-butamide (loperamide).
30

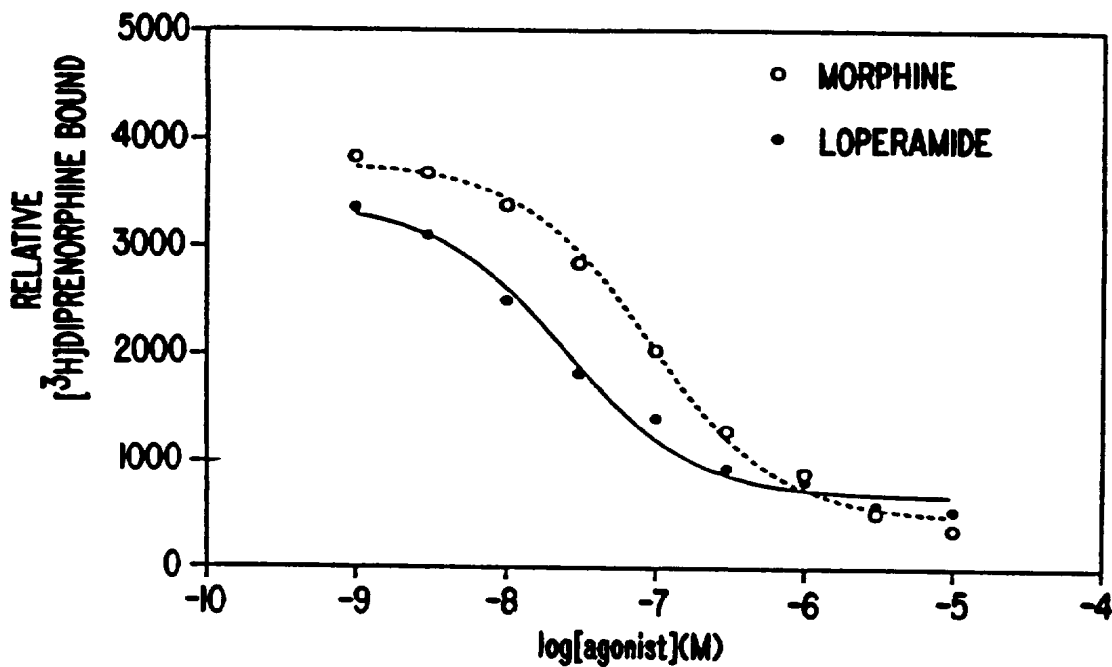


FIG. 1

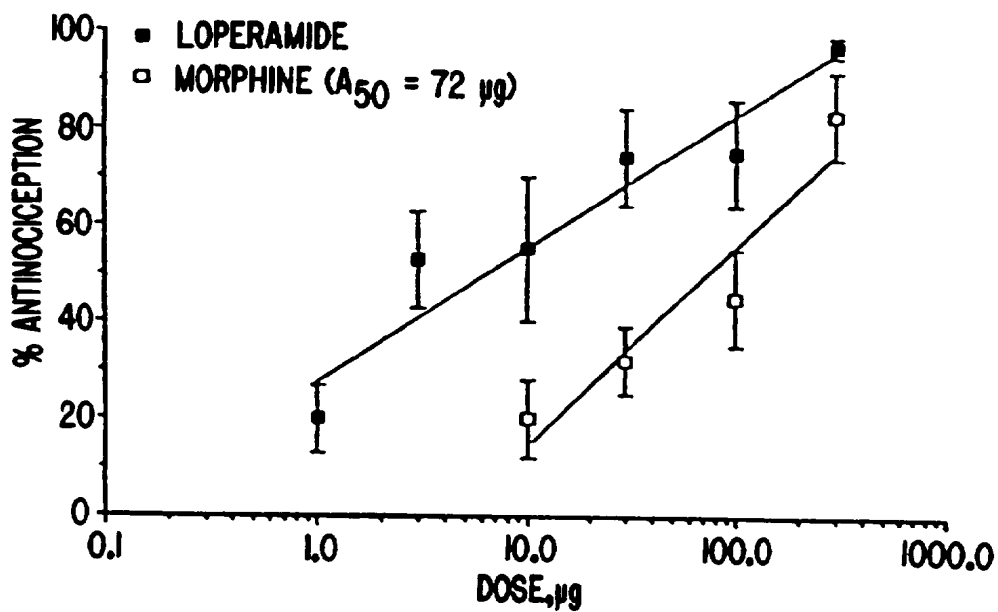


FIG. 2

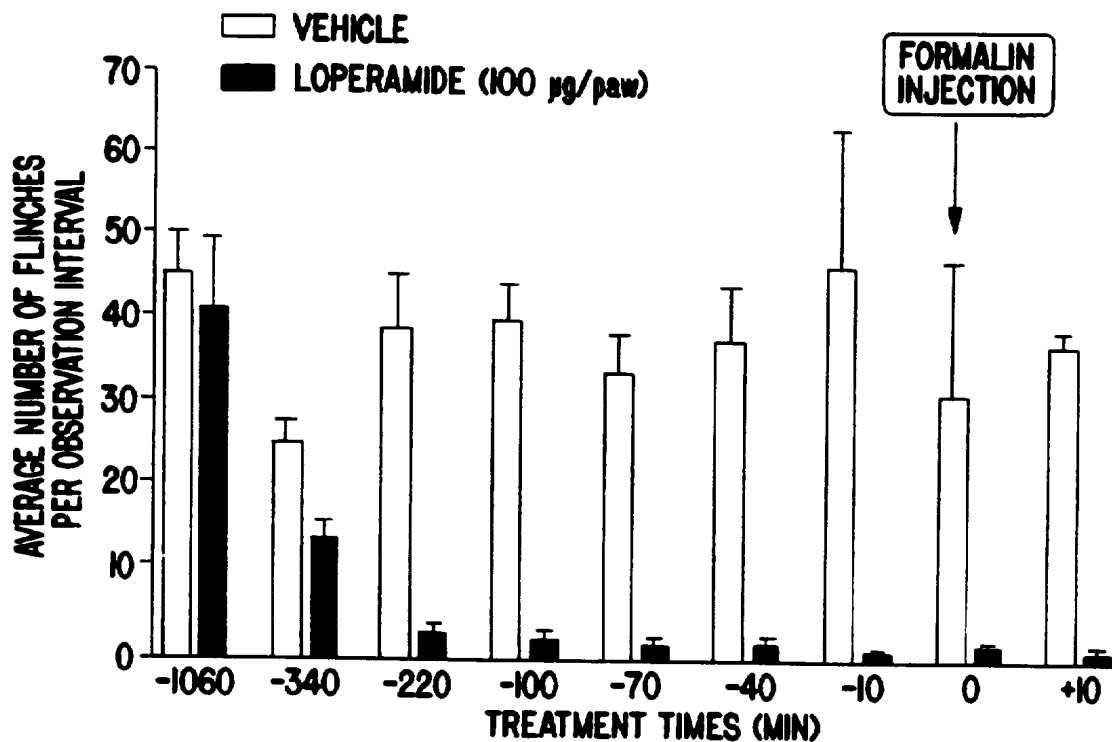


FIG. 3

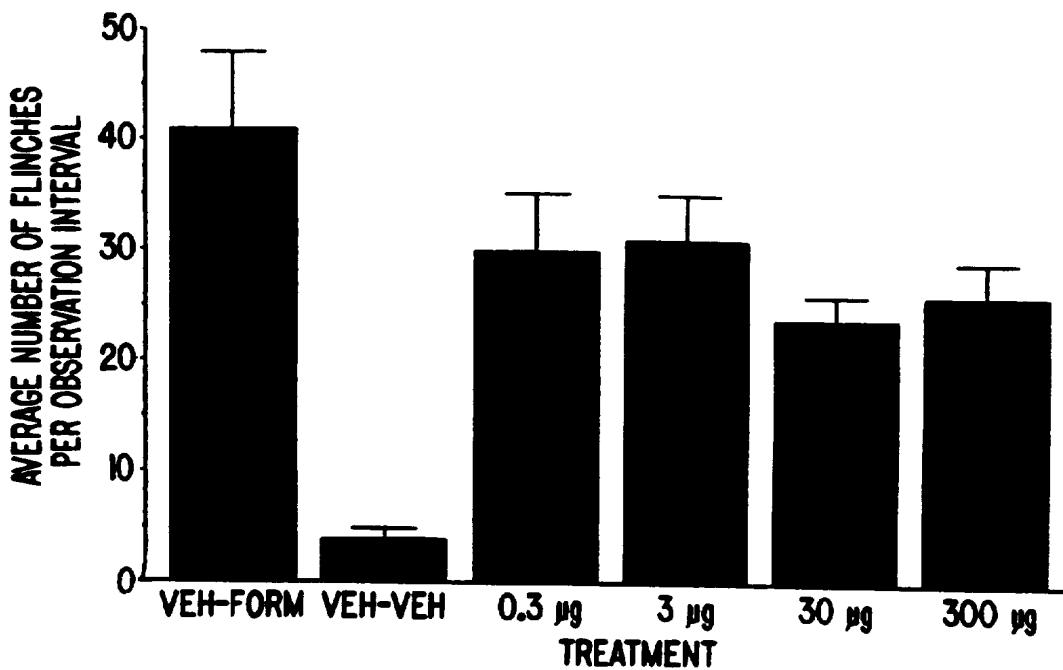


FIG. 4

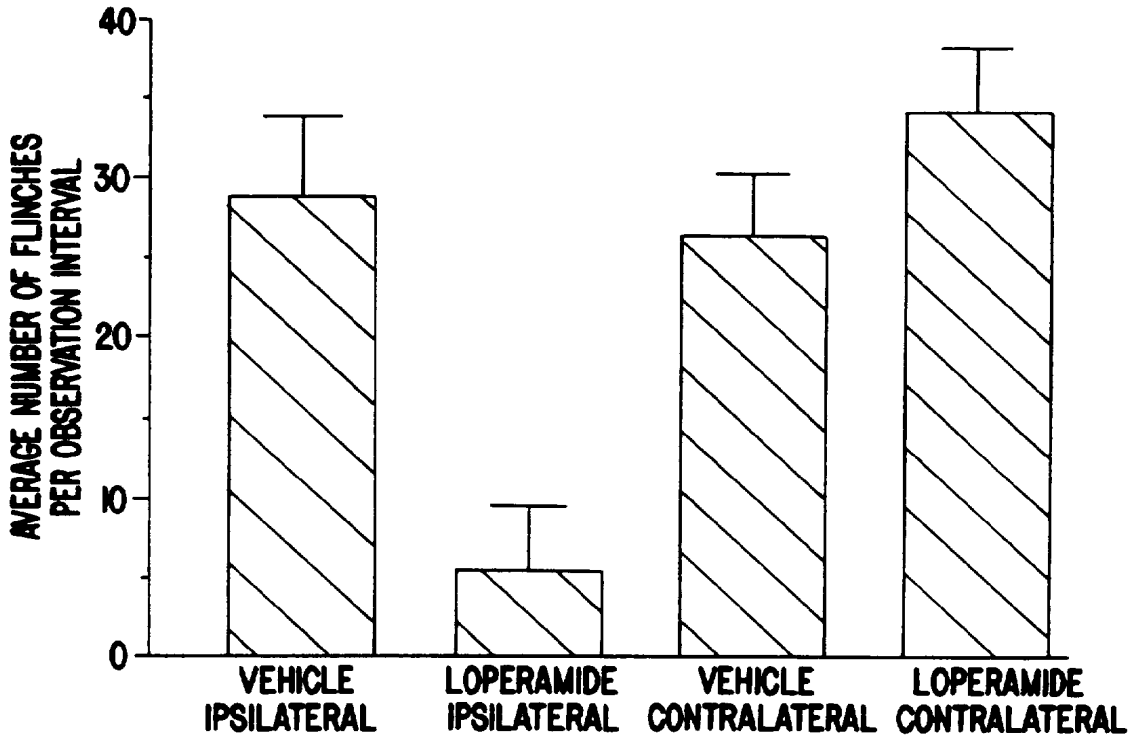


FIG. 5

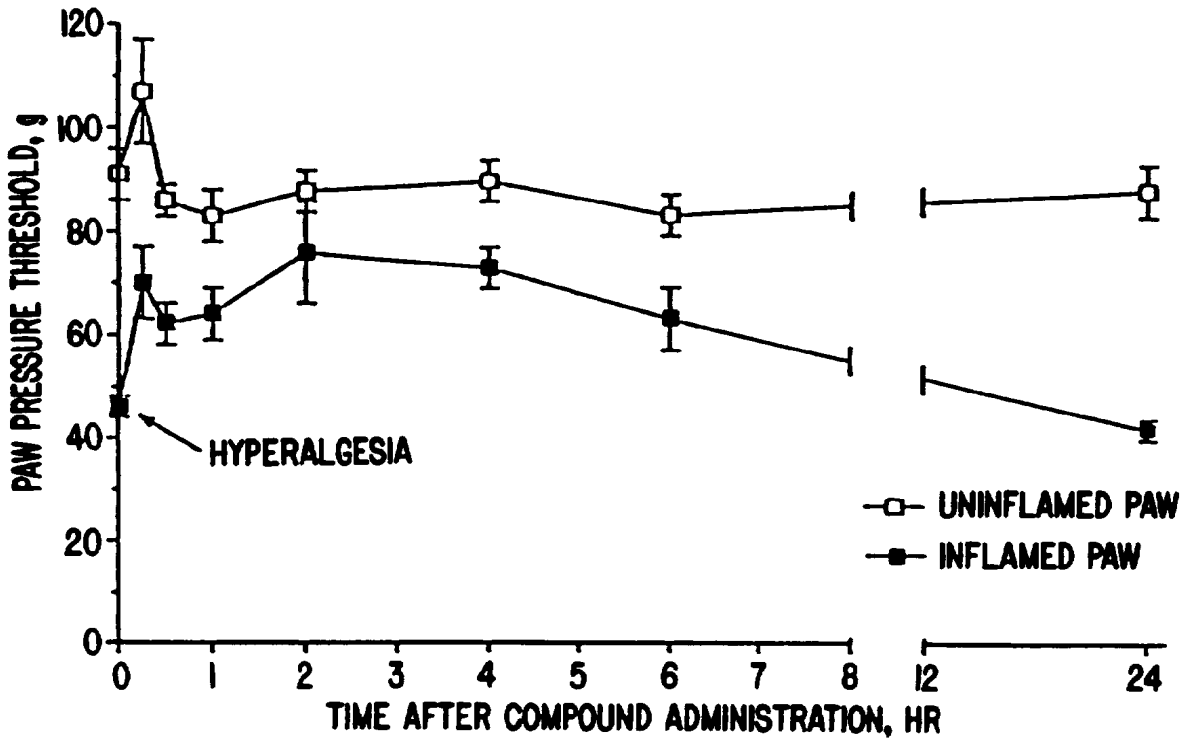


FIG. 6

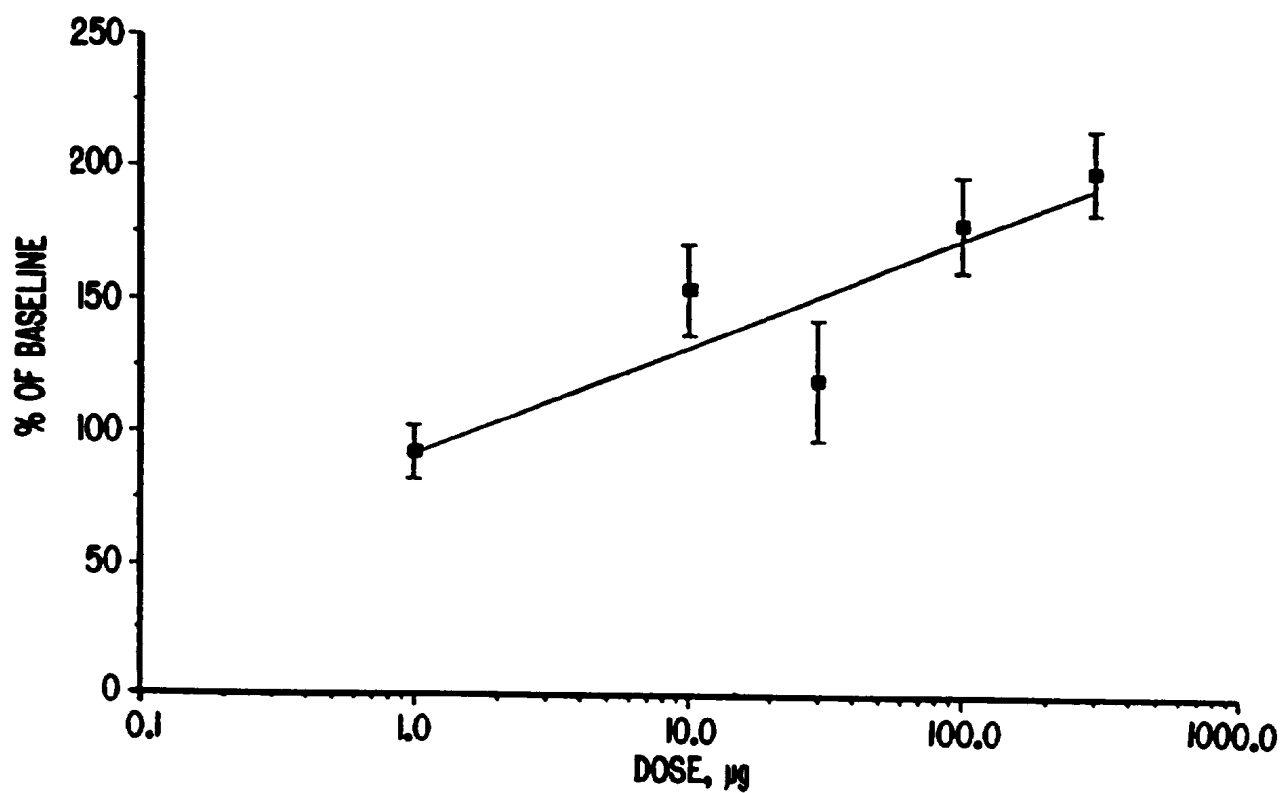


FIG. 7

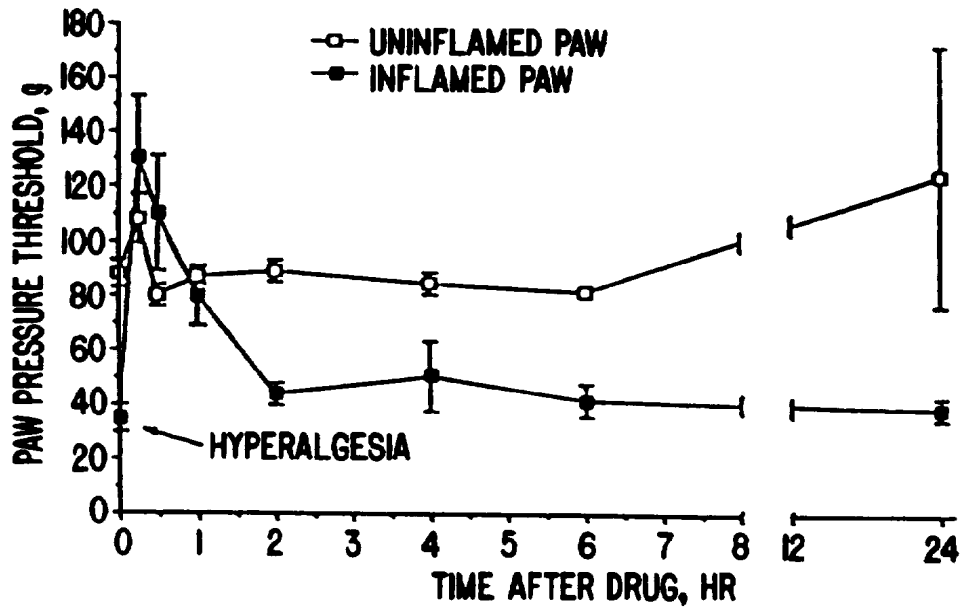


FIG. 8

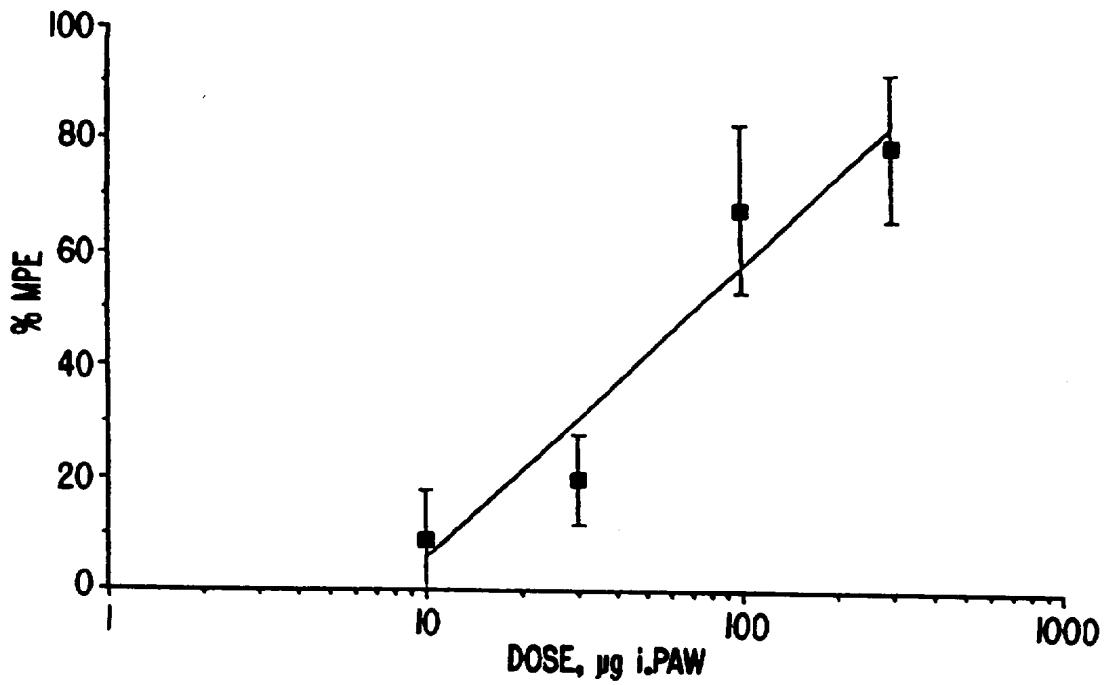


FIG. 9